# Identification system with strapping
## for marker carriers
### PLIO-M-MARKERS M-60

PLIO®

## PLIOSTRAP-8

| | | |
|---|---|---|
| **Material:** | strapping: | PVC |
| | marking ring: | PVC |
| | locking stud: | PS |
| | cable tie: | PA 6.6 |
| **Operating temperatures:** | | -20 to +60°C |

**Applications:** system for the identification of cables in the field of lighting, light signals and various other installations of outdoor space supplied at low voltage.



### • Complete box PLIOSTRAP-8

| type | art. no. | | |
|---|---|---|---|
| **PLIOSTRAP-8 YE** | 0362 8800 000 | with yellow strapping | 1 |
| **PLIOSTRAP-8 BK** | 0362 8900 000 | with white strapping | 1 |
| **PLIOSTRAP-8 GN** | 0362 9000 000 | with green strapping | 1 |
| **PLIOSTRAP-8 RD** | 0362 9100 000 | with red strapping | 1 |

New



**Composition of the identification box PLIOSTRAP-8**:
- 100 strappings PLIO-8 Lg 200 mm pre-assembled with a loop and 1 locking stud N°2 PS
- 100 locking studs N°2 PS
- 100 cable-ties SES-QUICK SX 155/30 colour black
- 100 marking rings PLIO-M-MARKERS M-60 colour white of each character A to Z and 0 to 9
- 1 clamp 2022 PLIOSTRAP-8 for placing locking studs

## Component for the restocking of the box

### • Identification system PLIOSTRAP-8

| code colour | 004 | 007 | 010 | 061 |
|---|---|---|---|---|
| | yellow | red | black | green |

| type | art. no. | |
|---|---|---|
| **PLIOSTRAP-8** | 0362 8200 *** | 100 |






**Composition of the PLIOSTRAP-8* identification system:**
- 100 strappings PLIO-8 Lg 200 mm pre-assembled with a loop and 1 locking stud N°2 PS
- 100 locking studs N°2 PS
- 100 cable-ties SES-QUICK SX 155/30 colour black

** The identification carriers PLIO-M-MARKERS M-60 must be ordered separately (see page B7/2-01).*

### • Clamp for placing locking studs

| type | art. no. | |
|---|---|---|
| **2022 PLIOSTRAP-8** | 0362 8000 000 | 1 |

New



B7/2-01 C9/1-01 C9/1-03 C12/4-01










## PLIO M-***

| | | |
|---|---|---|
| **Material:** | PVC | PE HF |
| **Operating temperatures:** | -20 to +95°C | -50 to +85°C |
| **Shore hardness:** | 95 ±5 (Shore A) | 44 (Shore D) |
| **Tensile strength at break:** | 20 MPa | 16 MPa |
| **Ultimate elongation:** | 300 % | 550 % |

**Application:** for the identification of large cables and tubes.




### • Identification carrier PLIO in PVC coloured for carrier markers M-65 + V-65

| code colour | 001 | 002 | 003 | 004 | 005 | 007 | 010 |
|---|---|---|---|---|---|---|---|
| | white | blue | green | yellow | orange | red | black |

Example for order:

| code group | | | | detail article | | | | code colour | | |
|---|---|---|---|---|---|---|---|---|---|---|
| 0 | 1 | 4 | 0 | 0 | x | x | x | x | x | x |

| type | article number | useful dimensions L x W (mm) | quant. of markers M-65/carrier | |
|---|---|---|---|---|
| **M-008 PVC** | 0140 0011 *** | 42 x 9,5 | 8 | 100 |
| **M-012 PVC** | 0140 0012 *** | 62 x 9,5 | 12 | 100 |
| **M-024 PVC** | 0140 0013 *** | 122 x 9,5 | 24 | 100 |



### • Identification carrier PLIO in PE natural halogene free for carrier markers M-65 + V-65

| type | article number | useful dimensions L x W (mm) | quant. of markers M-65/carrier | |
|---|---|---|---|---|
| **M-008 PE** | 0140 0001 018 | 42 x 9,5 | 8 | 100 |
| **M-012 PE** | 0140 0002 018 | 62 x 9,5 | 12 | 100 |
| **M-024 PE** | 0140 0003 018 | 122 x 9,5 | 24 | 100 |

HF



### • Identification carrier PLIO in PE natural halogene free for carrier markers M-40 - V-40

| type | article number | useful dimensions L x W (mm) | quant. of markers M-40/barrette | |
|---|---|---|---|---|
| **M-008/40 PE** | 0140 0004 018 | 48,5 x 4,7 | 8 | 100 |

HF




### • Cable strapping PLIO in flexible PVC for PLIO-MARKERS carriers

| type | article number | width (mm) | colours | M |
|---|---|---|---|---|
| **PLIO 8 mm** | 0811 0001 010 | 8 | black | 50 |
| **PLIO 8 mm** | 0811 0001 013 | 8 | grey | 50 |
| **PLIO 8 mm** | 0811 0001 011 | 8 | natural | 50 |



### • PLIO fixing studs for PLIO cable strapping

| type | article number | material | |
|---|---|---|---|
| **n°1 PS** | 0103 0001 010 | polystyrene choc black | 500 |
| **n°1 PA** | 0104 0009 010 | polyamide black | 500 |
| **n°1 PE** | 0130 0001 018 | polyethylene natural | 500 |

HF



### • Stud application tool PLIO

| type | article number | length (mm) | |
|---|---|---|---|
| **2061** | 0408 0001 000 | 140 | 1 |



B1/7-01




B7/3-05



C12/1-01 maxi width 4,7 mm



# Markers PLIO® M-65 standard
## to identify PLIO carriers



RoHS

## PLIO M-65

| | |
|---|---|
| **Material:** | PVC |
| **Operating temperatures:** | -20 to +90°C |
| **Hardness Shore A:** | 80 ± 3 |
| **Tensile strength at break:** | 18 MPa |
| **Ultimate elongation:** | 250 % |
| **Dielectric strength:** | > 20 kV/mm |
| **Flame resistance:** | V0 UL94 |
| **Pack:** | reels with 500 markers |

**Application:** to identify PLIO carriers.




Example for order:

| code group | detail article | code colour | code legend |
|---|---|---|---|
| 0362 | 0070 | xxx | xxxx |

F 0362 0070 001 F

5 0362 0070 045

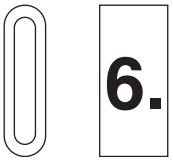


**code colour**

| 010 | 006 | 007 | 005 | 004 | 003 | 002 | 008 | 013 | 001 | 015 |
|---|---|---|---|---|---|---|---|---|---|---|
| black | brown | red | orange | yellow | green | blue | violet | grey | white | pink |

**code legends**

| | | |
|---|---|---|
| A | A | 0362 0070 *** A |
| B | B | 0362 0070 *** B |
| C | C | 0362 0070 *** C |
| D | D | 0362 0070 *** D |
| E | E | 0362 0070 *** E |
| F | F | 0362 0070 *** F |
| G | G | 0362 0070 *** G |
| H | H | 0362 0070 *** H |
| I | I | 0362 0070 *** I |
| J | J | 0362 0070 *** J |
| K | K | 0362 0070 *** K |
| L | L | 0362 0070 *** L |
| M | M | 0362 0070 *** M |
| N | N | 0362 0070 *** N |
| O | O | 0362 0070 *** O |
| P | P | 0362 0070 *** P |
| Q | Q | 0362 0070 *** Q |
| R | R | 0362 0070 *** R |
| S | S | 0362 0070 *** S |
| T | T | 0362 0070 *** T |
| U | U | 0362 0070 *** U |
| V | V | 0362 0070 *** V |
| W | W | 0362 0070 *** W |
| X | X | 0362 0070 *** X |
| Y | Y | 0362 0070 *** Y |
| Z | Z | 0362 0070 *** Z |

| | | |
|---|---|---|
| 0 | 0 | 0362 0070 *** 0 |
| 1 | 1 | 0362 0070 *** 1 |
| 2 | 2 | 0362 0070 *** 2 |
| 3 | 3 | 0362 0070 *** 3 |
| 4 | 4 | 0362 0070 *** 4 |
| 5 | 5 | 0362 0070 *** 5 |
| 6. | 6. | 0362 0070 *** 6 |
| 7 | 7 | 0362 0070 *** 7 |
| 8 | 8 | 0362 0070 *** 8 |
| 9. | 9. | 0362 0070 *** 9 |

| | |
|---|---|
| 0 | 0362 0070 010 0 |
| 1 | 0362 0070 006 1 |
| 2 | 0362 0070 007 2 |
| 3 | 0362 0070 005 3 |
| 4 | 0362 0070 004 4 |
| 5 | 0362 0070 003 5 |
| 6. | 0362 0070 002 6 |
| 7 | 0362 0070 008 7 |
| 8 | 0362 0070 013 8 |
| 9. | 0362 0070 001 9 |

| | |
|---|---|
| | 0362 0070 010 |
| | 0362 0070 006 |
| | 0362 0070 007 |
| | 0362 0070 005 |
| | 0362 0070 004 |
| | 0362 0070 003 |
| | 0362 0070 002 |
| | 0362 0070 008 |
| | 0362 0070 013 |
| | 0362 0070 001 |
| | 0362 0070 015 |

| | | |
|---|---|---|
| + | + | 0362 0070 *** + |
| – | – | 0362 0070 *** - |
| · | · | 0362 0070 *** . |
| = | = | 0362 0070 *** = |
| * | * | 0362 0070 *** * |
| / | / | 0362 0070 *** / |
| ⏚ | ⏚ | 0362 0070 *** TER |
| ∼ | ∼ | 0362 0070 *** ALT |
| Ω | Ω | 0362 0070 *** OHM |

| | |
|---|---|
| + | 0362 0070 007 + |
| – | 0362 0070 002 - |

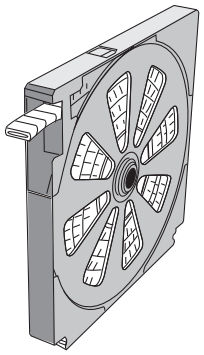

reel with 500 markers

B7/4-05



# Identification system M2
## with marker carriers M2
### PLIO-M-MARKERS

## PLIO M-***-M2

| | |
|---|---|
| **Material:** | PVC |
| **Operating temperatures:** | -20 to +95°C |
| **Colour:** | yellow |
| **Hardness Shore A:** | 95 ±5 (Shore A) |
| **Tensile strength at break:** | 20 MPa |
| **Ultimate elongation:** | 300 % |
| **Flame resistance:** | V0 UL94<br>M2 CSTB |

**Application:** for the identification of large cables and tubes.




- **Identification carrier PLIO-M2 yellow virtual non-flame grade for M-65-M2 marker carriers**

| type | article number | useful dimensions L x W (mm) | quant. of markers M-65 per carrier | |
|---|---|---|---|---|
| **M-008-M2** | 0369 0011 004 | 42 x 9,5 | 8 | 100 |
| **M-012-M2** | 0369 0012 004 | 62 x 9,5 | 12 | 100 |
| **M-024-M2** | 0369 0013 004 | 122 x 9,5 | 24 | 100 |



B1/7-01




B7/3-05



C9/1-01



C9/1-03



C12/23



# Markers PLIO® M-65 M2
## on reels to identify carriers PLIO-M2

### PLIO M-65 M2

| | |
|---|---|
| **Material:** | flexible PVC |
| **Operating temperatures:** | -20 to +90°C |
| **Hardness Shore A:** | 80 ±5 |
| **Tensile strength at break:** | 18 MPa |
| **Ultimate elongation:** | 280 % |
| **Dielectric strength:** | > 20 kV/mm |
| **Flame resistance:** | V0 UL94<br>M2 CSTB |
| **Pack:** | reel with 500 markers |

**Application:** for a use on PLIO M2 carriers.




Example for order:

| code group | detail article | code colour | code legend |
|---|---|---|---|
| 0 3 6 9 | 0 0 0 1 | x x x | x x x x |

| | |
|---|---|
| A | 0 3 6 9 0 0 0 1 0 0 4 A |
| + | 0 3 6 9 0 0 0 1 0 0 1 + |

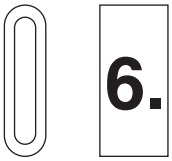


**code colour**

| 010 | 006 | 007 | 005 | 004 | 003 | 002 | 008 | 013 | 001 | 015 |
|---|---|---|---|---|---|---|---|---|---|---|
| black | brown | red | orange | yellow | green | blue | purple | grey | white | pink |

**code legends**

| | | |
|---|---|---|
| A | A | 0369 0001 *** A |
| B | B | 0369 0001 *** B |
| C | C | 0369 0001 *** C |
| D | D | 0369 0001 *** D |
| E | E | 0369 0001 *** E |
| F | F | 0369 0001 *** F |
| G | G | 0369 0001 *** G |
| H | H | 0369 0001 *** H |
| I | I | 0369 0001 *** I |
| J | J | 0369 0001 *** J |
| K | K | 0369 0001 *** K |
| L | L | 0369 0001 *** L |
| M | M | 0369 0001 *** M |
| N | N | 0369 0001 *** N |
| O | O | 0369 0001 *** O |
| P | P | 0369 0001 *** P |
| Q | Q | 0369 0001 *** Q |
| R | R | 0369 0001 *** R |
| S | S | 0369 0001 *** S |
| T | T | 0369 0001 *** T |
| U | U | 0369 0001 *** U |
| V | V | 0369 0001 *** V |
| W | W | 0369 0001 *** W |
| X | X | 0369 0001 *** X |
| Y | Y | 0369 0001 *** Y |
| Z | Z | 0369 0001 *** Z |

| | | |
|---|---|---|
| 0 | 0 | 0369 0001 *** 0 |
| 1 | 1 | 0369 0001 *** 1 |
| 2 | 2 | 0369 0001 *** 2 |
| 3 | 3 | 0369 0001 *** 3 |
| 4 | 4 | 0369 0001 *** 4 |
| 5 | 5 | 0369 0001 *** 5 |
| 6. | 6. | 0369 0001 *** 6 |
| 7 | 7 | 0369 0001 *** 7 |
| 8 | 8 | 0369 0001 *** 8 |
| 9. | 9. | 0369 0001 *** 9 |

| | |
|---|---|
| 0 | 0369 0001 010 0 |
| 1 | 0369 0001 006 1 |
| 2 | 0369 0001 007 2 |
| 3 | 0369 0001 005 3 |
| 4 | 0369 0001 004 4 |
| 5 | 0369 0001 003 5 |
| 6. | 0369 0001 002 6 |
| 7 | 0369 0001 008 7 |
| 8 | 0369 0001 013 8 |
| 9. | 0369 0001 001 9 |

| | |
|---|---|
| | 0369 0001 010 |
| | 0369 0001 006 |
| | 0369 0001 007 |
| | 0369 0001 005 |
| | 0369 0001 004 |
| | 0369 0001 003 |
| | 0369 0001 002 |
| | 0369 0001 008 |
| | 0369 0001 013 |
| | 0369 0001 001 |
| | 0369 0001 015 |

| | | |
|---|---|---|
| + | + | 0369 0001 *** + |
| – | – | 0369 0001 *** - |
| · | · | 0369 0001 *** . |
| = | = | 0369 0001 *** = |
| * | * | 0369 0001 *** * |
| / | / | 0369 0001 *** / |
| ⏚ | ⏚ | 0369 0001 *** TER |
| ∼ | ∼ | 0369 0001 *** ALT |
| Ω | Ω | 0369 0001 *** OHM |

| | |
|---|---|
| + | 0369 0001 007 + |
| – | 0369 0001 002 - |

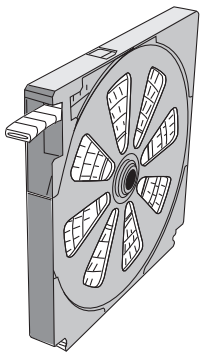

reel with 500 markers

B7/4-05



# Identification system with marker carriers
## flame resistant, halogene free

PLIO-MARKERS

HF RoHS

## Marker carriers PLIO M-*** PP

**Material:** PP
**Colours:** white - black
**Operating temperatures:** -20 to +90°C
**Ultimate elongation:** 22 MPa
**Flame resistance:** V0 UL94

**Application:** identification in halogen free applications requiring high fire resistance (ex: tunnel, rolling material, rail ...).




| type | article number white | article number black | useful dimensions L x B (mm) | quant. markers M-65/carrier | |
|---|---|---|---|---|---|
| **M-008 PP** | 0140 0201 001 | 0140 0201 010 | 42 x 9,5 | 8 | 100 |
| **M-012 PP** | 0140 0202 001 | 0140 0202 010 | 62 x 9,5 | 12 | 100 |
| **M-024 PP** | 0140 0203 001 | 0140 0203 010 | 122 x 9,5 | 24 | 100 |



## Markers PLIO M-65 TPU

**Material:** TPU
**Colours:** white - yellow
**Operating temperatures:** -30 to +90°C
**Hardness Shore A:** 77 ±5
**Tensile strength at break:** 30 MPa
**Ultimate elongation:** 600%
**Flame resistance:** V0 UL94
**Pack:** reel with 500 markers

**Application:** with our PP marker carriers or directly on cables with Ø 4,2 to 6,6 mm. In halogen free applications requiring a high flame resistance (ex: tunnel, rolling material, rail ...).




**Code Colour**

| 004 | 001 |
|---|---|
| yellow | white |

Ejemplo para pedido:

| code group | detail article | code colour | code legend |
|---|---|---|---|
| 0368 | 0001 | xxx | xxxx |

1 0368 0001 004 1

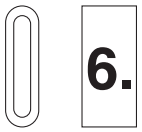


**code legends**

| | | |
|---|---|---|
| A | A | 0368 0001 *** A |
| B | B | 0368 0001 *** B |
| C | C | 0368 0001 *** C |
| D | D | 0368 0001 *** D |
| E | E | 0368 0001 *** E |
| F | F | 0368 0001 *** F |
| G | G | 0368 0001 *** G |
| H | H | 0368 0001 *** H |
| I | I | 0368 0001 *** I |
| J | J | 0368 0001 *** J |
| K | K | 0368 0001 *** K |
| L | L | 0368 0001 *** L |
| M | M | 0368 0001 *** M |
| N | N | 0368 0001 *** N |
| O | O | 0368 0001 *** O |
| P | P | 0368 0001 *** P |
| Q | Q | 0368 0001 *** Q |
| R | R | 0368 0001 *** R |
| S | S | 0368 0001 *** S |
| T | T | 0368 0001 *** T |
| U | U | 0368 0001 *** U |
| V | V | 0368 0001 *** V |
| W | W | 0368 0001 *** W |
| X | X | 0368 0001 *** X |
| Y | Y | 0368 0001 *** Y |
| Z | Z | 0368 0001 *** Z |
| 0 | 0 | 0368 0001 *** 0 |
| 1 | 1 | 0368 0001 *** 1 |
| 2 | 2 | 0368 0001 *** 2 |
| 3 | 3 | 0368 0001 *** 3 |
| 4 | 4 | 0368 0001 *** 4 |
| 5 | 5 | 0368 0001 *** 5 |
| 6. | 6. | 0368 0001 *** 6 |
| 7 | 7 | 0368 0001 *** 7 |
| 8 | 8 | 0368 0001 *** 8 |
| 9. | 9. | 0368 0001 *** 9 |
| + | + | 0368 0001 *** + |
| – | – | 0368 0001 *** - |
| · | · | 0368 0001 *** . |
| = | = | 0368 0001 *** = |
| * | * | 0368 0001 *** * |
| / | / | 0368 0001 *** / |
| ⏚ | ⏚ | 0368 0001 *** TER |
| ∿ | ∿ | 0368 0001 *** ALT |
| Ω | Ω | 0368 0001 *** OHM |

Other sizes of markers
PLIO-M-MARKERS TPU on request.

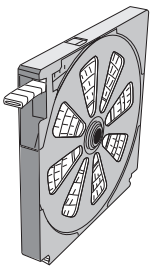

reel with 500 markers

B1/7-01




C12/23-01 Cable-tie SL V0 (AF) halogene free, maxi. width 4,7 mm



# Identification system
## sensitive to metal detectors

## PLIO PP MDE

| | |
|---|---|
| **Material:** | PP with metal particles |
| **Colour:** | metal blue |
| **Operating temperatures:** | -20 to +70°C |
| **Chemical resistance:** | good resistance to acids, bases and detergents. |
| **Specifications:** | halogen free<br>adapted to the success of a HACCP* processes. |

**Application:** The presence of metal particles in the identification carriers or markers allows easy detection thanks to any metal detector. This identification system is thus used in electrical equipment boxes or chains of production in food and pharmaceutical industries to limit the risks of product contamination.




* HACCP : Hazard Analysis Critical Control Point

## • Identification carrier PLIO M-*** PP MDE

| type | art. no. | useful dimensions L x l (mm) | quant. of markers M-65/carrier | |
|---|---|---|---|---|
| **M-008 PP MDE** | 0140 1001 093 | 42 x 9,5 | 8 | 100 |
| **M-012 PP MDE** | 0140 1002 093 | 62 x 9,5 | 12 | 100 |
| **M-024 PP MDE** | 0140 1003 093 | 122 x 9,5 | 24 | 100 |



## • Markers PLIO M-65 PP MDE

for identification carrier PLIO M-*** PP MDE

| type | article number | | |
|---|---|---|---|
| **M-65 PP MDE** | 0368 0100 093 * | in reals | 500 |
| **M-65 PP MDE EG** | 0368 0200 093 * | in bags | 100 |

| | | | | | |
|---|---|---|---|---|---|
| A | 0368 xxxx 093 A | N | 0368 xxxx 093 N | 0 | 0368 xxxx 093 0 |
| B | 0368 xxxx 093 B | O | 0368 xxxx 093 O | 1 | 0368 xxxx 093 1 |
| C | 0368 xxxx 093 C | P | 0368 xxxx 093 P | 2 | 0368 xxxx 093 2 |
| D | 0368 xxxx 093 D | Q | 0368 xxxx 093 Q | 3 | 0368 xxxx 093 3 |
| E | 0368 xxxx 093 E | R | 0368 xxxx 093 R | 4 | 0368 xxxx 093 4 |
| F | 0368 xxxx 093 F | S | 0368 xxxx 093 S | 5 | 0368 xxxx 093 5 |
| G | 0368 xxxx 093 G | T | 0368 xxxx 093 T | 6. | 0368 xxxx 093 6 |
| H | 0368 xxxx 093 H | U | 0368 xxxx 093 U | 7 | 0368 xxxx 093 7 |
| I | 0368 xxxx 093 I | V | 0368 xxxx 093 V | 8 | 0368 xxxx 093 8 |
| J | 0368 xxxx 093 J | W | 0368 xxxx 093 W | 9. | 0368 xxxx 093 9 |
| K | 0368 xxxx 093 K | X | 0368 xxxx 093 X | | |
| L | 0368 xxxx 093 L | Y | 0368 xxxx 093 Y | - | 0368 xxxx 093 - |
| M | 0368 xxxx 093 M | Z | 0368 xxxx 093 Z | / | 0368 xxxx 093 / |




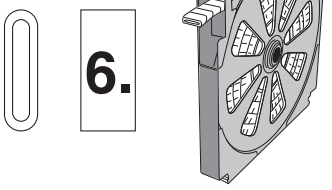


reel with 500 markers



bag with 100 markers

C12/3-01 - Cable tie SL MDE, maxi. width 4,7 mm



C12/3-02 - Fixing accessories



A5/1-03 - Spiral tubing PLIOSPIRE MDE

