3/2-directional valve, pneumatically operated, Series AS3-SOV

R412007262

Series AS3

The AVENTICS Series AS3 is a modular, versatile maintenance unit for universal application. This Series offers compact dimensions, is highly efficient, lightweight and easy-to-use. The AVENTICS Series AS guarantees reliability, safety, and efficiency with a simplified assembly and maintenance efforts.



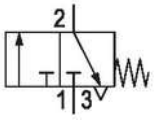

Technical data

Industry	Industrial
Activation	Pneumatically
Parts	3/2-directional valve
Nominal flow Qn	4500 l/min
Compressed air connection	G 3/8
Min. working pressure	0 bar
Max. working pressure	16 bar
Connection type	Pipe connection
Sealing principle	Soft seal
Type	Poppet valve
Can be assembled into blocks	Can be assembled into blocks
Min. control pressure	2.5 bar
Max. control pressure	16 bar
Min. ambient temperature	-10 °C
Max. ambient temperature	50 °C
Medium	Compressed air Neutral gases
Compressed air connection pilot exhaust	G 1/8
Compressed air connection, exhaust	G 1/2
Nominal flow Qn 1 to 2	4500 l/min

3/2-directional valve, pneumatically operated, Series AS3-SOV

R412007262

~~Nominal flow Qn 2 to 3~~	~~3200 l/min~~
Weight	0.459 kg

Material

Housing material	Polyamide
Seal material	Acrylonitrile butadiene rubber
Material, front cover	Acrylonitrile butadiene styrene
Material threaded bushing	Die cast zinc
Part No.	R412007262

Technical information

The pressure dew point must be at least 15 °C less than ambient and medium temperature and may not exceed 3 °C.

Nominal flow Qn with secondary pressure p2 = 6 bar at Δp = 1 bar

A change in the flow direction (from air supply on the left to air supply on the right) occurs by rotating installation by 180° about the vertical axis. Please see the operating instructions for further details.

3/2-directional valve, pneumatically operated, Series AS3-SOV

R412007262

Dimensions in mm

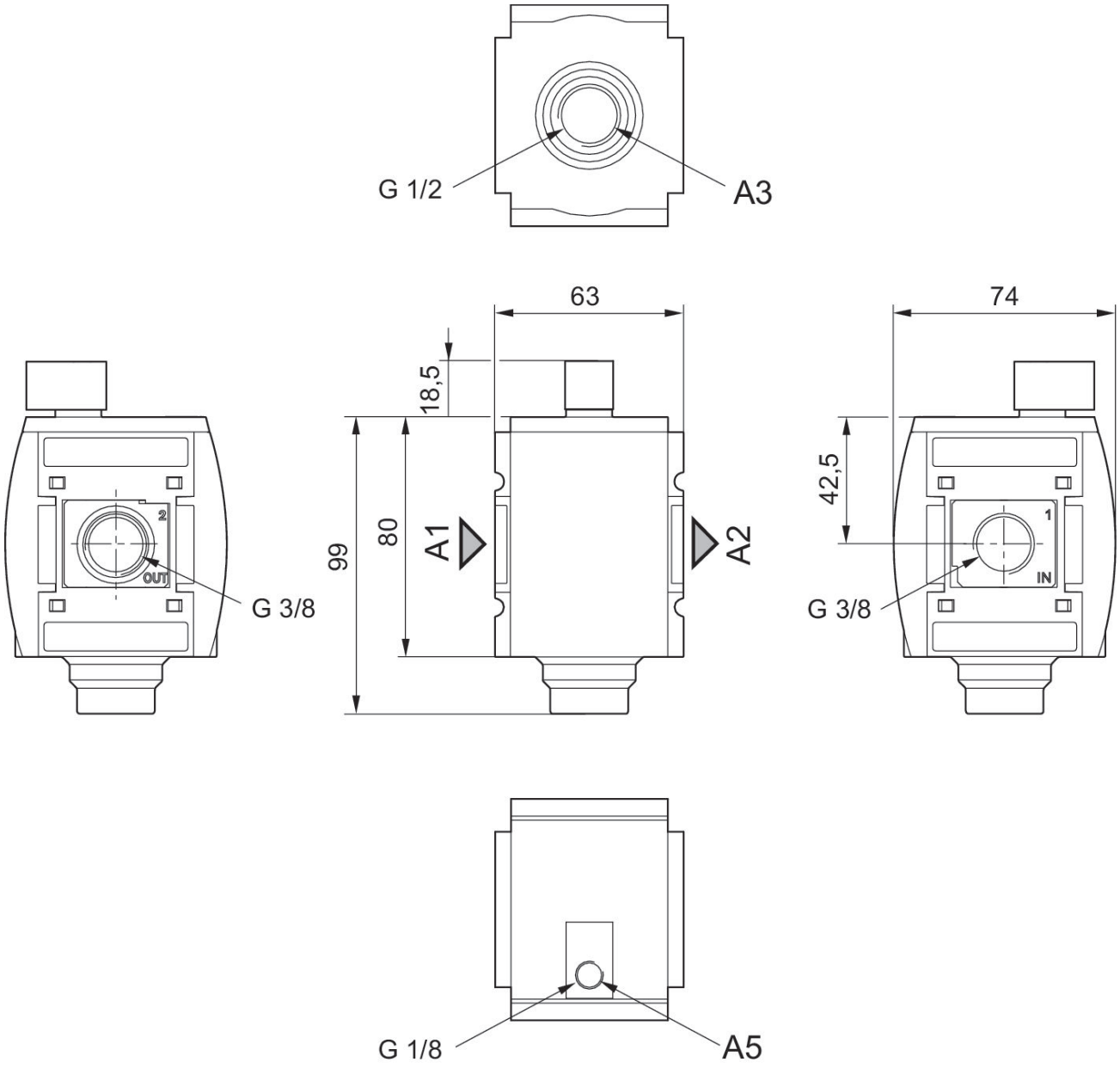

A1 = input
A2 = output
A3 = ventilation port
A5 = Control pressure connection

3/2-directional valve, pneumatically operated, Series AS3-SOV

R412007262

Flow rate characteristic, p2 = 0,05 - 7 bar

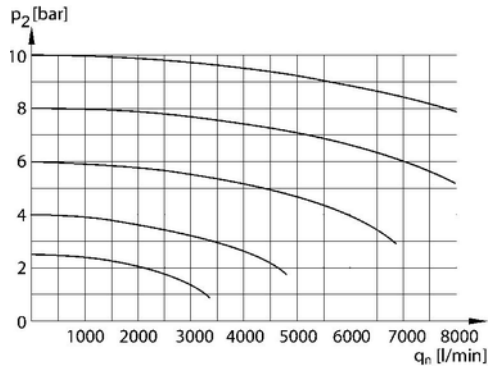

p2 = Secondary pressure
qn = Nominal flow

control pressure characteristic

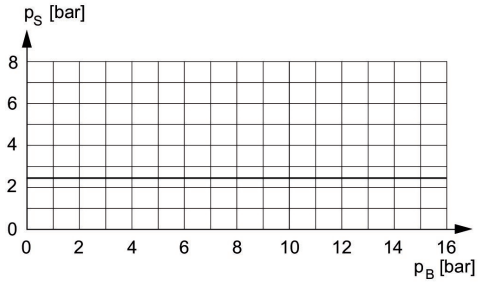

minimum pilot pressure depending on working pressure
PS = control pressure
P_B = Working pressure

Rear exhaust

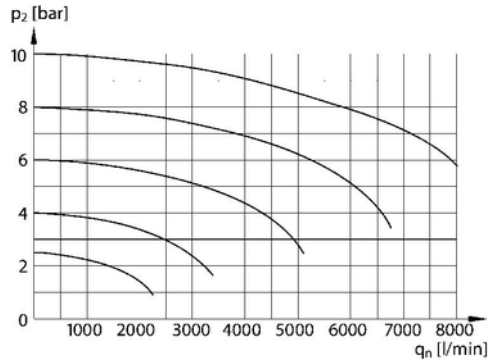

p2 = Secondary pressure
qn = Nominal flow

3/2-directional valve, pneumatically operated, Series AS3-SOV

R412007262

Accessories overview

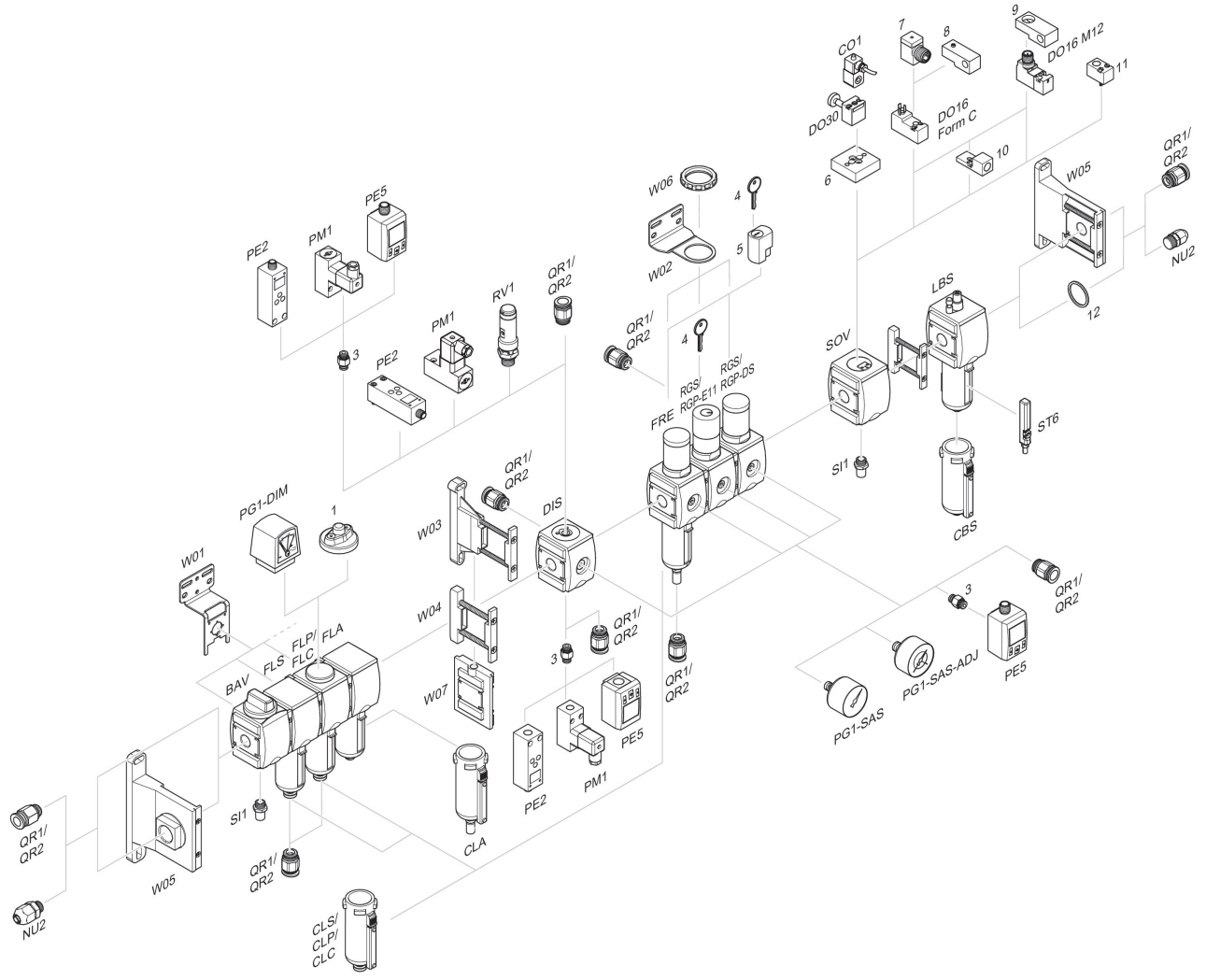

1 = contamination display 3 = Double nipple 4 = Key for E11 locking 5 = mortise lock 6 = Transition plate DO30 7 = Adapter, Series CON-VP 8 = Mounting aid DO16, form C 9 = Mounting aid DO16, M12 10 = Adapter for external pilot air 11 = Adapter pneumatic operation 12 = Sealing ring