Ø 1 mm contacts

For contact carriers CT-E1-26/..., CT-E1-15/..., and CT-E1-6. Sockets fitted with MULTILAM.

Type of termination:

- Crimp termination (C) for Cu conductors (class 5 and 6)
- Flow-soldering (PCB)

CT-BP1...



CT-SP1...



CT-E1-26/...

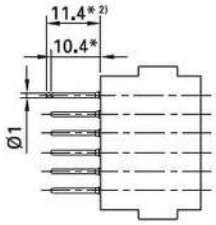

CT-E1-15/...

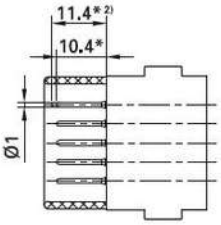

CT-E1-6

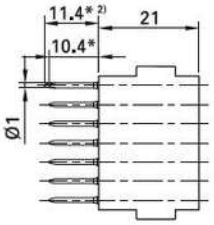

Order No.	Type	Socket	Pin	Surface	Conductor cross section		Rated current[1]	Type of termination
					mm²	AWG	A	
33.0541	CT-SP1/0,25-0,75K AU		×		0.25 0.5 0.75	24 20 18	2 3 5	C 

Technical data	
	CT-BP1ET... & CT-B1ET...
Nominal-Ø socket/pin	1 mm
Max. sliding force per contact	0.5 N
Contact resistance	< 3 mΩ
Mating cycles	100,000
Vibrations	4.2 g/5 – 250 Hz (DIN EN 61373) 10 g/10 – 500 Hz (DIN EN 60068-2-6)
Resistance to shocks	30 g/18 ms (DIN EN 61373)

MA

Assembly instructions MA213-01

www.staubli.com/electrical

* Pin size same for all types of terminations.

1) Rated current for fully occupied carriers. Derating diagrams for bundled leads, see pages 105 – 108.

2) Longer type of pin mates first.

3) For drilling plans, see assembly instructions MA213-01.