Position displays with limits

LCD touch position preset counters | **SSI absolute encoder display (AC+DC)** | **570T**



The fast SSI display type 570T is designed for absolute SSI encoders with a resolution up to 32 bits. It can be used as either a master or a slave display.

Thanks to simple bit assignment and bit blanking the display, which can be scaled and linearized, can also be cascaded, in order to extend the display range as desired. Output options include 4 limit values, analog output or RS232 or RS485 interface.

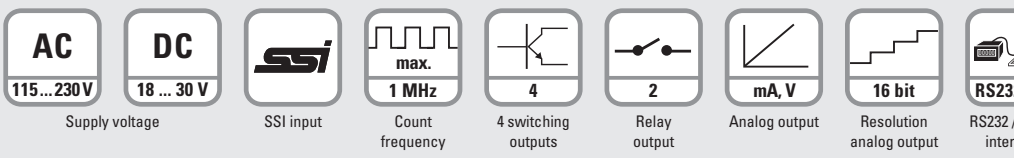

Supply voltage | SSI input | Count frequency | 4 switching outputs | Relay output | Analog output | Resolution analog output | RS232 / RS485 interface | High protection level | Position display

DIN front bezel | LCD touch display | Menu-driven programming | Display linearization | Touch display | Operation with gloves

Characteristics

- Suitable for SSI-protocols from 8 up to 32 bits.
- 4 switching outputs to work as limit or preset values (reaction time < 1 ms), also with programmable tracking preset.
- Scaleable analog output (reaction time < 150 ms), resolution 16 bit, -10 ... +10 V, 0 ... 20 mA or 4 ... 20 mA.
- Serial interface RS232 or RS485 for reading data in and out.
- Version with 2 relay outputs as limit values or presets; can also be programmed as tracking preset.
- Gray or binary code.
- 96 x 48 mm DIN-housing, IP65.
- New: additional speed display.

Benefits

- AC and DC supply voltage in one unit.
- Master- or slave mode.
- Screw terminal connection.
- SSI-clock frequency from 100 Hz up to 1 MHz.
- Display may be adjusted using scaling- and offset-features.
- Large 13 mm high LCD display, 8-digit, with adjustable brightness. Tri-color – red / green / yellow – programmable.
- Round-loop function.
- 24-point linearization.
- bit blanking.
- Display of position and speed.

Multifunctional display

Large-scale 4-digit display over the whole display surface.



2-line display modes for the simultaneous display of 2 separate measured or calculated values.



Color change of the display to green, yellow or red.



© Fritz Kübler GmbH, subject to errors and changes. 03/2023

LCD touch position preset counters | SSI absolute encoder display (AC+DC) | 570T

Order code

6.570T . 01 X . X X X
(a) (b) (c) (d)

(a) *Relay outputs*
0 = 2 relay outputs
2 = without output

(b) *Supply voltage*
3 = 18 ... 30 V DC
E = 18 ... 30 V DC + 115 ... 230 V AC

(c) *Further options*
0 = standard
A = with wire break monitoring

(d) *Electrical outputs*
0 = none
1 = RS232, 4 switching outputs
2 = RS232, 4 switching outputs, analog output
3 = RS485, 4 switching outputs
4 = RS485, 4 switching outputs, analog output

Delivery specification
- Display 570T
- Gasket
- Mounting kit
- Manual German/English

Stock types
6.570T.012.301
6.570T.012.302
6.570T.010.302
6.570T.010.E02

Accessories / Mounting examples

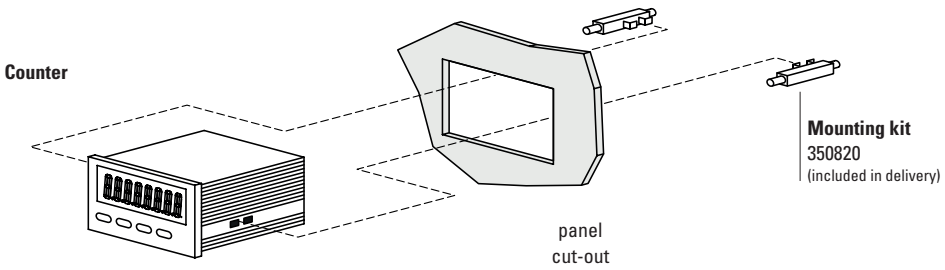

		Type / size	Description		Order no.	
Mounting kit			1 kit consists of 2 latch hooks		350820	
Mounting frame		**cut-out 92 x 45 mm [3.62 x 1.77"]**	for snap-on mounting on 35 mm [1.38"] top-hat DIN rail	grey	**G300005**	–
Software for parameter setting OSxx			https://www.kuebler.com/de/docu-finder search box: OS1			

incl. in delivery

© Fritz Kübler GmbH, subject to errors and changes. 03/2023

LCD touch position preset counters | SSI absolute encoder display (AC+DC) | 570T

Technical data

General technical data

Display	LCD touch display, 13 mm high 8 decades + sign, 3-color
Operating temperature	-20 °C ... +60 °C [-4 °F ... +140 °F] (non-condensing)
Storage temperature	-25 °C ... +70 °C [-13 °F ... +158 °F]
Altitude	up to 2000 m [6562']

Electrical characteristics

Supply voltage		18 ... 30 V DC, with reverse polarity protection (rated voltage 24 V DC) 115 ... 230 V AC, 50/60 Hz (option)
Current consumption DC		100 mA, without load
Power consumption AC		approx. 3 VA, without load
Auxiliary power supply (for sensors) (in case of wire break monitoring, switchable from 24 V DC to 5 V DC / 250 mA)		
	AC supply	24 V DC ±15 %, 150 mA (up to +45 °C) 80 mA (from +46 °C)
	DC supply	U_B - 1 V, 250 mA
Device safety	designed to	EN 61010 part 1
	protection class	2
	application area	pollution level 2

Mechanical characteristics

Housing	ABS UL94–V-0
Weight	approx. 200 g
Protection	IP65 (front side) IP20 (rear side)
Terminals	max. 1.5 mm²

Inputs

SSI interface		differential RS422 input/output
	clock frequency	100 Hz ... 1 MHz
	input level	RS422: > 0.5 V
	load	max. 3 mA / Ri > 10 kΩ / 47 pF
3 control inputs (Cnt 1 - 3)		PNP
	input frequency	max. 10 kHz
	input level	HTL: Low 0 ... 3 V / High 9 ... 30 V
	load	max. 2 mA / Ri > 15 kΩ / 470 pF

Outputs (option)

4 switching outputs		5 ... 30 V DC/200 mA (PNP)
	reaction time	< 1 ms
Interface		RS232 or RS485 Drivecom protocol / Modbus / Printer 9600 ... 38400 Baud
Analog output		-10 ... +10 V (max. 2 mA) or 0 ... 20 mA, 4 ... 20 mA (max. 270 Ω)
	resolution	16 bit (15 bit + sign)
	accuracy	±0.1 %
	reaction time	< 150 ms
Relay output		2 changeover contacts (potential free) max. 250 V AC / 3 A / 750 VA max. 150 V DC / 2 A / 50 W
	reaction time	< 20 ms

Approvals

CE compliant in accordance with	
EMC Directive	2014/30/EU
RoHS Directive	2011/65/EU
Low Voltage Directive	2014/35/EU
UKCA compliant in accordance with	
EMC Regulations	S.I. 2016/1091
RoHS Regulations	S.I. 2012/3032
Low Voltage Regulations	S.I. 2016/1101

© Fritz Kübler GmbH, subject to errors and changes. 03/2023

LCD touch position preset counters | **SSI absolute encoder display (AC+DC)** | **570T**

Terminal assignment

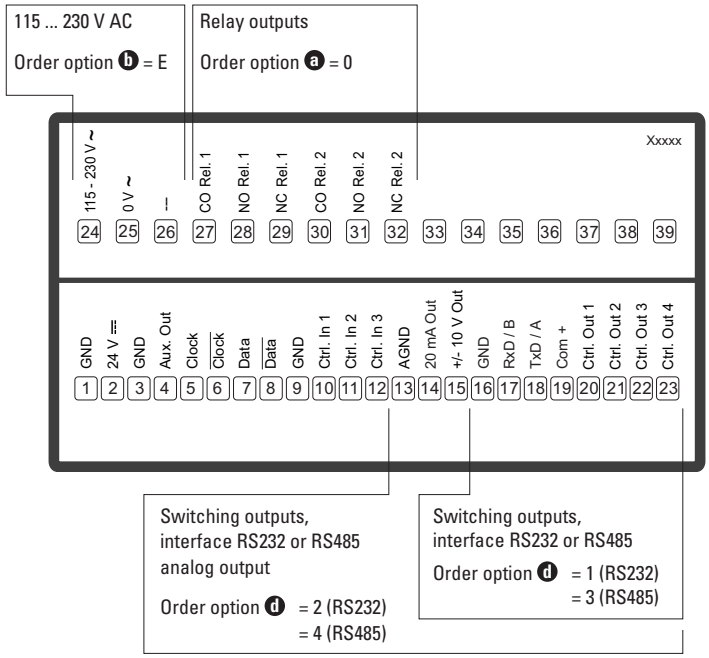

Dimensions

Dimensions in mm [inch]

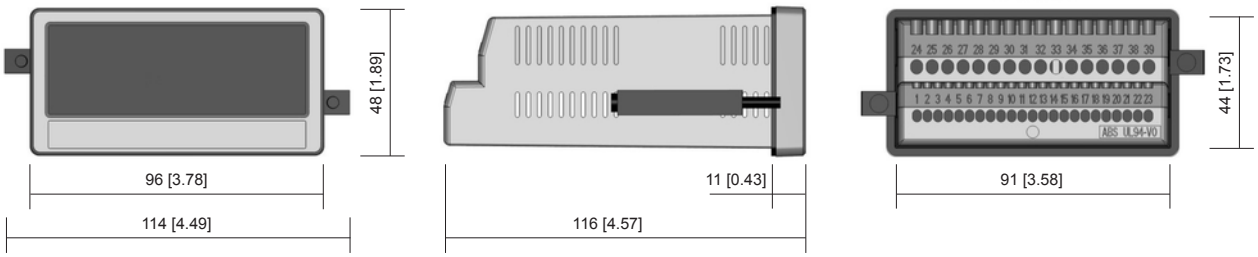

Panel cut-out
92 x 45 mm [3.62 x 1.77"]

© Fritz Kübler GmbH, subject to errors and changes. 03/2023