Littelfuse
Expertise Applied | Answers Delivered

459 Series PICO® Very Fast-Acting Surface Mount Fuse



Description

The 459 Series Very Fast-Acting SMF Fuse is based on Littelfuse PICO® fuse technology, though offered in a surface mount package.

This series of devices meets the requirements of the RoHS directive.

Features

- Very Fast-Acting
- Wide current rating range: 62mA to 5A
- Wide operating temperature range
- Low temperature re-rating
- RoHS compliant

Applications

- Wireless basestation
- Network equipment
- Telecom equipment

Agency Approvals

AGENCY	AGENCY FILE NUMBER	AMPERE RANGE
	E10480	0.062 - 5A
	29862	0.125 - 5A
	NBK030205-E10480B	1A - 5A

Electrical Characteristics for Series

% of Ampere Rating	Opening Time
100%	4 hours, Minimum
200%	1 second, Maximum
300%	0.1 second, Maximum

Additional Information

Datasheet | **Resources** | **Samples**

Electrical Specifications by Item

Ampere Rating (A)	Amp Code	Max Voltage Rating (V)	Interrupting Rating	Nominal Cold Resistance (Ohms)	Nominal Melting I²t (A²sec)	Agency Approvals		
0.062	.062	125	50 A @125 VAC 300 A @125 VDC	7.0000	0.000075	x		
0.125	.125	125		1.7000	0.00163	x	x	
0.250	.250	125		0.6650	0.0106	x	x	
0.375	.375	125		0.3950	0.0254	x	x	
0.500	.500	125		0.3020	0.0546	x	x	
0.750	.750	125		0.1750	0.155	x	x	
1.00	001.	125		0.1280	0.281	x	x	x
1.50	01.5	125		0.0816	0.650	x	x	x
2.00	002.	125		0.0468	0.421	x	x	x
2.50	02.5	125		0.0350	0.721	x	x	x
3.00	003.	125		0.0290	1.23	x	x	x
3.50	03.5	125		0.0233	1.65	x	x	x
4.00	004.	125		0.0197	2.35	x	x	x
5.00	005.	125		0.0151	3.90	x	x	x

© 2015 Littelfuse, Inc.
Specifications are subject to change without notice. Application testing is strongly recommended.
Revised: 11/11/15

Surface Mount Fuses

PICO® SMF Fuse > 459 Series

Temperature Re-rating Curve

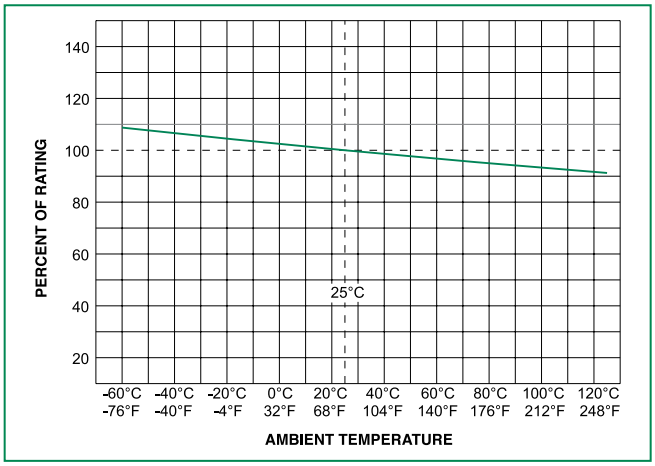

Note:

1. Re-rating depicted in this curve is in addition to the standard derating of 25% for continuous operation.

Soldering Parameters

Wave Soldering	260°C, 10 seconds max.
Reflow Soldering	260°C, 30 seconds max.

Product Characteristics

Materials	**Body:** Molded Thermoplastic **Terminations:** 100% Tin-plated Copper
Solderability	MIL-STD-202, Method 208
Product Marking	**Body:** Brand Logo, Current Rating, Voltage Rating, Series Code, Date Code, Agency Approved Logo
Moisture Sensitivity	Level 1 J-STD - 020
Operating Temp.	–55°C to 125°C (Consider re-rating)
Shock	MIL-STD-202, Method 213, Test Condition I (100 G's peak for 6 msecs.)
Vibration	MIL-STD-202, Method 201 (10–55 Hz, 0.06 inch total excursion)
Salt Spray	MIL-STD-202, Method 101, Test Condition B (48 hours)
Insulation Resistance (After Opening)	MIL-STD-202, Method 302, (10,000 ohms minimum at 100 volts)
Thermal Shock	MIL-STD-202, Method 107, Test Condition B (–65 to 125°C)
Moisture Resistance	MIL-STD-202, Method 106, High Humidity (90-98 RH), Heat (65°C)

Packaging

Packaging Option	Packaging Specification	Quantity	Quantity & Packaging Code
12mm Tape and Reel	EIA RS-481-1 (IEC 286, part 3)	500	UR
		2500	ER

Average Time Current Curves

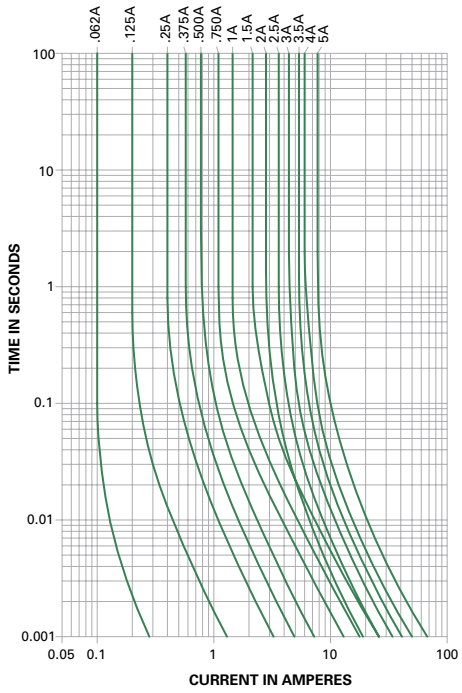

Dimensions

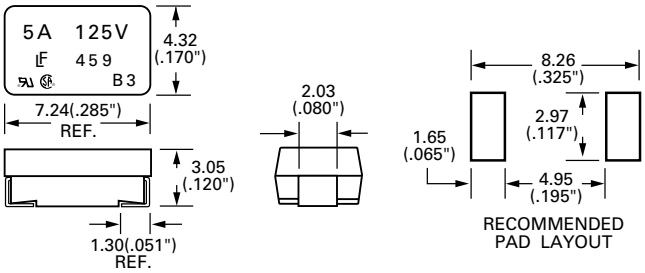

Part Numbering System

0459 .500 UR

SERIES

AMP Code
Refer to Electrical Characteristics table

QUANTITY Code
UR = 500 pcs
ER = 2500 pcs

PACKAGING Code
R = Tape and Reel

Example:
0.62 Amp product is 0459 **.062** UR (.5 Amp product shown above).

© 2015 Littelfuse, Inc.
Specifications are subject to change without notice.
Revised: 11/11/15