Lovato electric
ENERGY AND AUTOMATION

Order Code	Snap Action Contacts	Operator Material
One bottom cable entry. Dimensions to EN50047		
KBA1S11	1NO+1NC	Metal
KBB1S11	1NO+1NC	Plastic
KBB2S11	1NO+1NC	Metal
KBC1S11	1NO+1NC	Plastic
KBE1S11	1NO+1NC	Plastic
KBF1S11	1NO+1NC	Plastic
KBF2S11	1NO+1NC	Metal



KB A1...
KM A1...

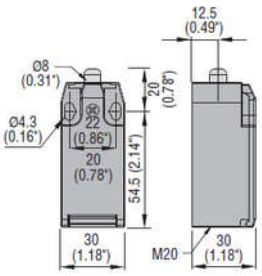

KB B1... - KB B2...
KM B1... - KM B2...

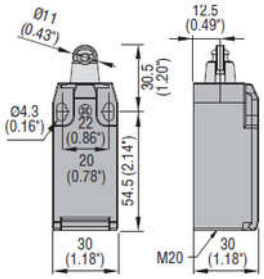

KB C1... - KB C2...
KM C1... - KM C2...

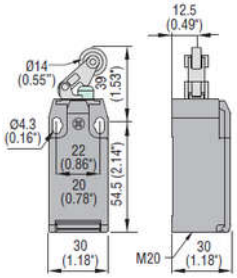

KB E1... - KB E2...
KM E1... - KM E2...

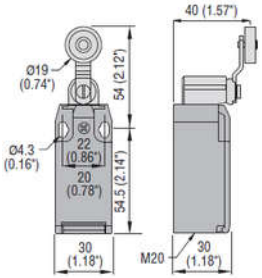

KB F1... - KB F2...
KM F1... - KM F2...

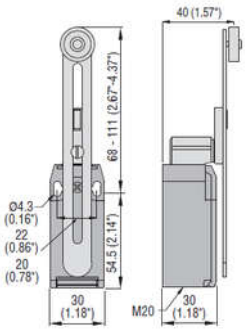



K...S11

Snap action

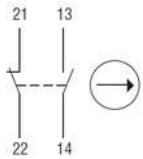

1NO + 1NC

General characteristics

The LOVATO ELECTRIC limit switches have been designed to satisfy requirements comprising quick installation, easy wiring, simple setup, modularity, sturdiness and constant reliability.
The body cover is hinged at the bottom and removable.
The innovative locking bayonet mechanism permits to remove and reposition the operating head in the required configuration with no tools. The heads have axial rotation of 180° angles.
The auxiliary contact blocks are removable assuring remarkable wiring ease.

Operational characteristics

- Maximum operating rate: 3600 cycles/h
- Switching speed: 0.5-1.5m/s
- Mechanical life: >10 million cycles
- IEC conventional thermal current Ith: 10A
- UL/CSA and IEC/EN 60947-5-1 designation:
  - A600 Q300 for KB types
  - A300 Q300 for KM types
- IEC rated insulation voltage Ui:
  - 690V for KB types
  - 440V for KM types
- IEC rated impulse withstand voltage Uimp:
  - 6kVAC for KB types
  - 4kVAC for KM types
- Class II insulation for KB only
- Contact resistance: <10mΩ
- Short-circuit backup protection: 10A gG/SC quick fuse
- Operators of aluminium-zinc alloy
- Housing:
  - KB types - Self-extinguishing double-insulation polymer thermoplastic
  - KM types - Aluminium-zinc alloy
- Cable entry: M20 standard supplied; PG13.5 and ½ NPT available (see the side note for details)
- Operating head fixing: Locking bayonet insert
- Operating force: 3Ncm/4.25ozin
- Cable connection: Self-releasing screw terminal
- Tightening torque:
  - Switch fixing: 2.5Nm / 22.1lbin
  - Contact terminals: 0.8Nm / 7lbin
  - Body lid screw fixing: 0.8Nm / 7lbin
- Conductor section: 1 or 2 2.5mm^2 max / 16-14 AWG
- Ambient conditions:
  - Operating temperature: -25 ... +70°C
  - Storage temperature: -40 ... +70°C
  - Pollution degree: 3
  - IEC degree of protection: IP20 for terminals
  - IEC degree of protection: IP65 for body housing.

Certifications and compliance

Certifications obtained: EAC, UL Listed for USA and Canada (cULus - File E93601), as Auxiliary Devices - Limit switches.
Compliant with standards: EN 50047, IEC/EN 60947-1, IEC/EN 60947-5-1, IEC/EN 60204-1, UL508, CSA C22.2 n° 14.