Osiris XU●-M18M●23●/K ∿ / ⎓

Telemecanique

Installation precautions / Précautions de mise en œuvre / Vorsicht bei der inbetriebnahme / Precauciones para la instalación / Consigli di messa in opera / Precauçaõ de instalaçaõ

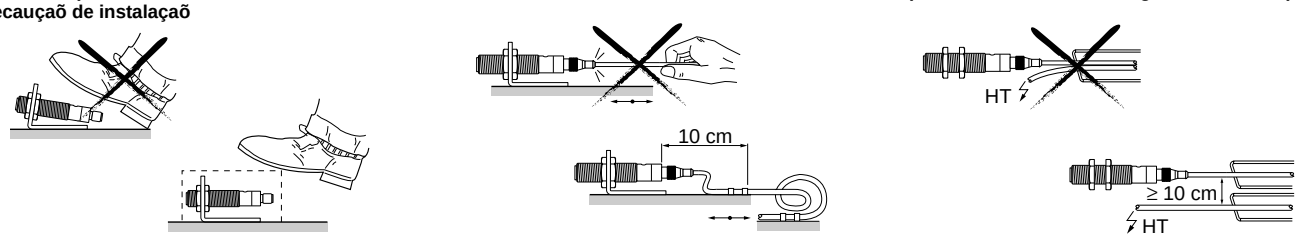

Fixing accessories / Accessoires de fixation / Befestigungszubehör / Accesorios de fijación / Accessori di fissaggio / Acessórios de fixação

XSA-Z118

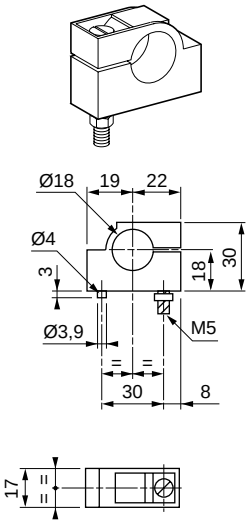

XSZ-B118

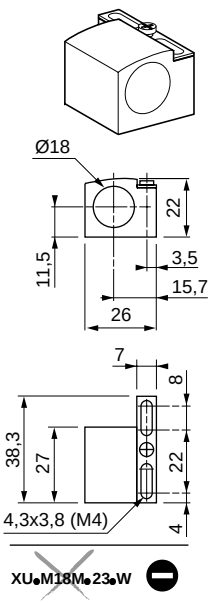

XU●M18M●23●W

XUZ-A118

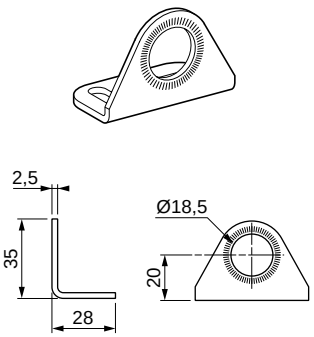

XUZ-A218

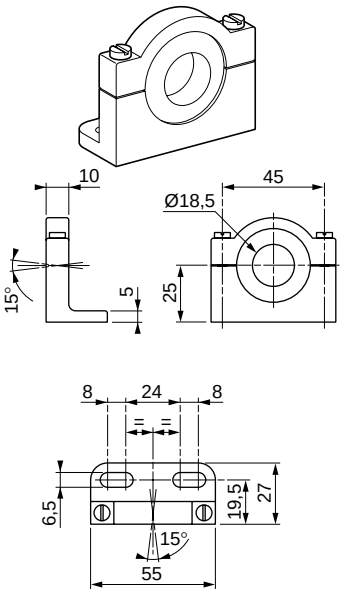

Machine cabling accessories / Constituants de câblage machines / Zuberhör für Machinen-Anschlußtechnik / Constituyentes de conexianado / Accessori di cablaggio / Constituintes de cablagem

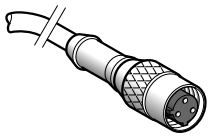

XZC-P1865L2 (L = 2 m)
XZC-P1865L5 (L = 5 m)
XZC-P1865L10 (L = 10 m)

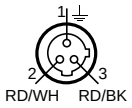

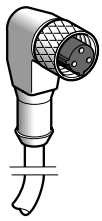

XZC-P1965L2 (L = 2 m)
XZC-P1965L5 (L = 5 m)
XZC-P1965L10 (L = 10 m)

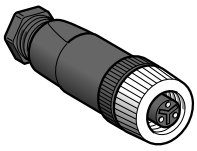

XZC-C20FDM30B

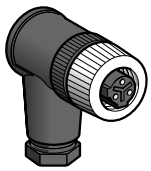

XZC-C20FCM30B

With screw terminals, number of wires and c.s.a. : 3 x 0,75 mm²
Raccordement par bornier, capacité : 3 x 0,75 mm²
Anschluß : Schraubanschlußklemmen 3 x 0,75 mm²
Conexión por bornas con tornillos, capacidad : 3 x 0,75 mm²
Collegamento su morsettiera a vite, capacità : 3 x 0,75 mm²
Ligação por terminais com parafusos, capacidade : 3 x 0,75 mm²

Reflector / Réflecteur / Reflektor / Reflector / Catarifrangente / Reflector

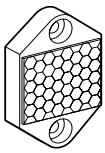

XUZ-C24

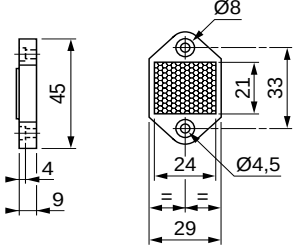

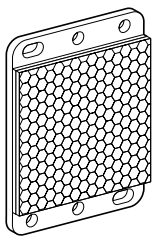

XUZ-C50

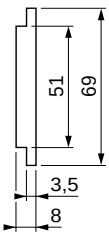

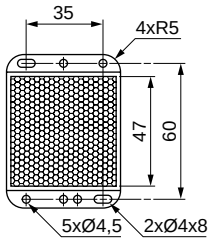

(1) Fonction claire / Hellschaltung / Función luz / Commutazione chiaro / Comutação clara.
(2) Fonction sombre / Dunkelschaltung / Función sombra / Commutazione buio / Comutação sombra.
(3) Ø du faisceau / Ø Lichtstrahl / Ø del haz / Ø del fascio / Ø do feixe.
(4) Potentiomètre au mini. / Potentiometer auf Mini. / Potenciometro al mini. / Potenziometro al minimo / Potentiometro no mini.
(5) Potentiomètre au maxi. / Potentiometer auf Maxi. / Potenciometro al máxi. / Potenziometro al massimo / Potentiometro no máxi.
(6) Plage de détection / Erfassungsbereich / Zona de detección / Campo di rilevamento / Zona de detecção.

UL Listing and CSA Certification :
Applicable on proximity switches bearing the UL and CSA marks only
Enclosure : Type 12,4X indoor use only.

W91527540011 1 A07 2/2

W 9 1 5 2 7 5 4 0 0 1 1 1 A 0 7

Osiris XU●-M18M●23●/K ∿ / ⎓

Telemecanique

Photo-electric sensor M18, metal case, a.c. or d.c. supply, solid state output
Détecteur photoélectrique métallique M18, alimentation en courant alternatif ou continu, sortie statique
Photoelektronische Sensoren M18, Gehäuse aus metall, Geräte für Wechsel-oder Gleichspannung, Ausgang : statisch
Detectores fotoeléctricos M18, Cuerpo metálico, alimentación en corriente alterna o continua, salida estática
Interruttori fotoelettrici M18, Corpo in metallo, alimentazione in corrente alternata o continua, uscita statica
Detectores foto-eléctricos M18, caixa metálica, alimentação em corrente alternada ou contínua, saída estática

Max.tightening torque /
Couple de serrage maxi. /
Anzugsmoment maxi /
Par de apriete máximo /
Coppia di serraggio massima /
Binário máximo de aperto

XU● M18M●23●

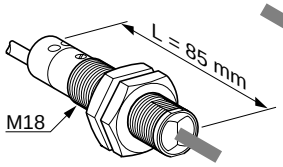

XU●M18M●23●K

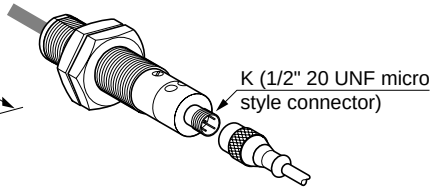

XU●M18M●23●W
XU●M18M●23●WK

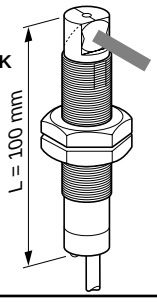

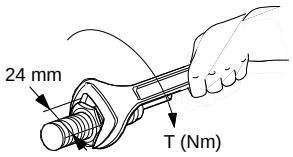

XU● M18 : T = 15 Nm

Electrical installation / Mise en œuvre électrique / Elektrische Installation / Instalación eléctrica / Messa in opera elettrica / Instalação eléctrica

⚠ DANGER / PELIGRO / DANGER

HAZARDOUS VOLTAGE

Disconnect all power before servicing equipment.

Electric shock will result in death or serious injury.

TENSION PELIGROSA

Desenergice el equipo antes de realizarle servico.

Una descarga eléctrica podrá causar la muerte o lesiones serias.

TENSION DANGEREUSE

Couper l'alimentation avant de travailler sur cet appareil.

Une électrocution entrainera la mort ou des blessures graves.

XU5-M18

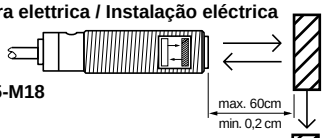

XU8-M18

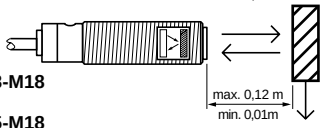

XU2-M18

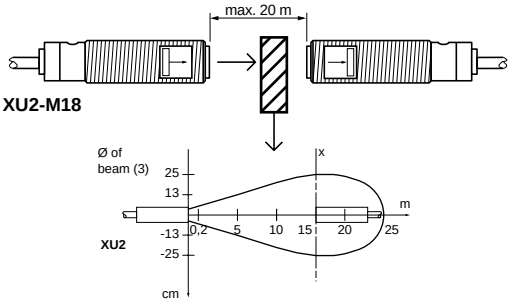

XU9-M18

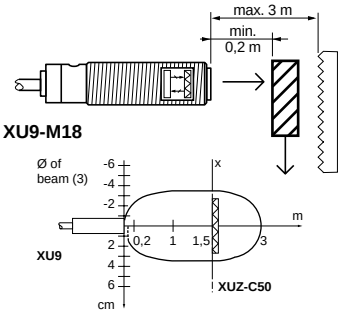

XU5-M18

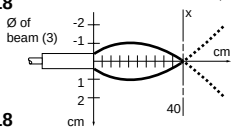

XU8-M18

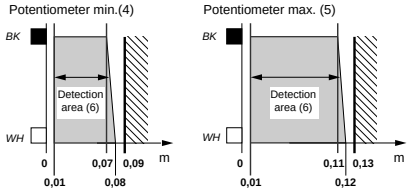

Light on (1) **XU2-M18 MB23●**

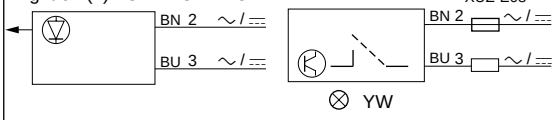

Dark on (2) **XU2-M18 MA23●**

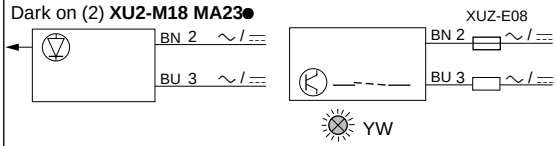

XU9-M18 MB23●

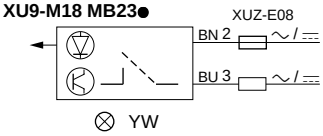

XU9-M18 MA23●

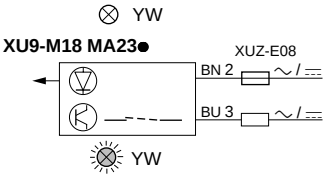

XU5/8-M18 MB23●

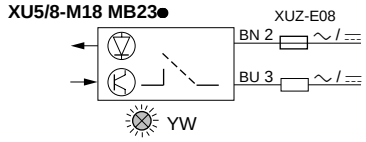

XU5/8-M18 MA23●

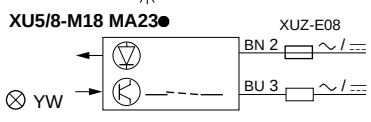

XU●M18M●230K
XU●M18M●230WK

Metal plug-in connector
Connecteur Métallique
Metall Steckverbinder
Conector metálico
Connettore metallico
Ligador metálico



XU●M18M●232K
XU●M18M●232WK

Plastic plug-in connector
Connecteur plastique
Kunststoff Steckverbinder
Conector plástico
Connettore in plastica
Ligador plástico

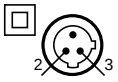

Attention : It is essential that a load be connected in series with the detector. These detectors do not incorporate overload or short-circuit protection and therefore, it is recommended that a 0.8 A «quick-blow» fuse be connected in series with the load, (XUZ-E08).
Attention : Il est impératif de mettre une charge en série avec le détecteur. Ces détecteurs n'étant pas protégés contre les surcharges et les court-circuits, il est conseillé de mettre en série avec la charge un fusible à action rapide de 0,8A, (XUZ-E08).
Achtung : Der Sensor ist mit der Last in Reihe zu schalten. Die Geräte sind nicht überlast-und kurzschlußgeschützt. Es ist extern eine flinke Feinsicherung 0,8 A vorzusehen, (XUZ-E08).
Atención : es obligatorio instalar una carga en serie con el detector. Estos detectores carecen de protección contra sobrecargas y cortocircuitos, por lo que se recomienda instalar en serie con la carga un fusible de acción rápida de 0,8 A, (XUZ-E08).
Attenzione : è assolutamente necessario collegare un carico in serie all'interruttore. Interruttori non protetti contro sovraccarichi e cortocircuiti : si consiglia di inserire in serie al carico un fusible ad intervento rapido da 0,8 A, (XUZ-E08).
Atenção : colocar, imperativamente, uma carga em série com o detector. Quando estes detectores não têm protecção contra sobrecargas e curto-circuitos, deve-se colocar em série com a arga um fusível de acção rápida de 0,8 A, (XUZ-E08).

⊗	**YW**	Yellow	Jaune	Gerb	Amarillo	Giallo	Amarelo
	BN	Brown	Brun	Brau	Marrón	Marrone	Castanho
	BU	Blue	Bleu	Blau	Azul	Blu	Azul
	RD/BK	Red/Black	Rouge/Noir	Rot/Schwarz	Rojo/Negro	Rosso/Nero	Vermelho/Preto
	RD/WH	Red/White	Rouge/Blanc	Rot/Weiß	Rojo/Blanco	Rosso/Bianco	Vermelho/Branco

Voltage limits / limites de tension / Betriebsspannung / Límites de tensión / Limiti di rensione / Limite de tensão	20...264 V ∿/⎓
Load switching capacity / Courant commuté / Schaltstrom / Intensidad conmutada / Corrente commutata / Corrente comutada	10...200 mA
Voltage drop / Tension de déchet / / Spannungsfall (Ausgang durchgesteuert) / Tensión residual / Caduta di tensione / Tensão de defeito	≤ 6 V
Leakage current / Courant résiduel / Reststrom (Ausgang gesperrt) / Intensidad residual / Corrente residual / Corrente residual	≤ 1,5 mA
Maximum switching frequency / Fréquence maxi de commutation / Maximale Schaltfrequenz f / Frecuencia máxima de commutación / Frequenza di commutazione max. / Frequência máxima de comutação	25 Hz

W91527540011 1A07 1/2