F68C, F68H - Olympian Plus plug-in system
Oil removal filter

- Port size: 1/2" ... 1 " (ISO G/PTF)
- Coalescing element provides high efficiency oil and particle removal
- Standard visual service indicator turns from green to red when the filter element needs to be replaced
- Optional male threaded drain adaptor available for connection to pilot or solenoid operated drain valve (install a pre-filter with a 5 µm filter element upstream of the filters for optimum coalescing element life)



Technical features

Medium:
Compressed air only

Maximum operating pressure:
17 bar (246 psi)

Particle removal:
To 0,01 µm

Maximum remaining oil content in outlet air:
0,01 mg/m3 max at +21ºC (+70°F)

Flow:
See table below

Port sizes:
1/2", 3/4" or 1"

Drain:
Manual or automatic

Automatic drain conditions:
Pressure to close drain:
> 0,3 bar (4.3 psi)
Pressure to open drain:
< 0,2 bar (2.9 psi)
Minimum air flow to close drain:
0,6 dm^3/s (1.3 scfm)

Service life indicator:
Standard

Bowl size:
0,5 litre (17 fluid oz standard);
1 litre (34 fluid oz optional)

Standard compliances:
II 2G Ex h IIC T6 Gb
II 2D Ex h IIIC T85° Db

Ambient/Media temperature:
-20° ... +65°C (-4° ... +149°F)

Air supply must be dry enough to avoid ice formation at temperatures below +2°C (+35°F).

Materials:
Body, yoke and bowl: Aluminium
Liquid level indicator: Pyrex
Element: synthetic fibre and PU foam
Elastomers: NBR
Service life indicator:
Body: Transparent PA
Internal parts: Acetal
Spring: Stainless steel
Elastomers: NBR

Technical data - standard models

Symbol	Port size	Size	Drain	Flow *1) (dm/s)	Weight (kg)	Model
	1/2"	–	Manual	35	2,38	F68C-4GD-MR0
	3/4"	Basic	Manual	35	2,72	F68H-6GD-MU0
	1"	–	Manual	60	2,66	F68H-8GD-MU0
	Without yoke		Manual			F68H-NND-MU0
	1/2"	–	Automatic	35	2,38	F68C-4GD-AR0
	3/4"	Basic	Automatic	35	2,72	F68H-6GD-AU0
	1"	–	Automatic	60	2,66	F68H-8GD-AU0
	Without yoke		Automatic			F68H-NND-A00

* Typical flow with inlet pressure 6,3 bar (90 psi)set pressure.

Option selector

F68★-★★★-★★0

Bowl/Element	Substitute
High flow	H
Standard	C
Port size	**Substitute**
1/2"	4*1)
3/4"	6
1"	8
Without yoke	N
Thread	**Substitute**
NPT	A
ISO G parallel (standard)	G
Without yoke (standard)	N

Bowl	Substitute
0,5 l with liquid level indicator *1)	R
1 l with liquid level indicator	U
Drain	**Substitute**
Automatic	A
Manual, spindle type	M
Service life indicator	**Substitute**
With mechanical service indicator (standard)	D
Without indicator	N

*1) Only available with the F68C standard filter.

Our policy is one of continued research and development. We therefore reserve the right to amend, without notice, the specifications given in this document. (2002 - 8089g) © 2024 Norgren GmbH.

Typical performance characteristics

Inlet pressure (bar)	Maximum flow dm3/s* 1/2" and 3/4"	1"
1	14	24
3	24	41
5	31	53
6,3	35	60
7	36,7	63
9	42	72

* Maximum flow to maintain stated oil removal performance

Flow characteristics

Port size: 1/2"
Dry element

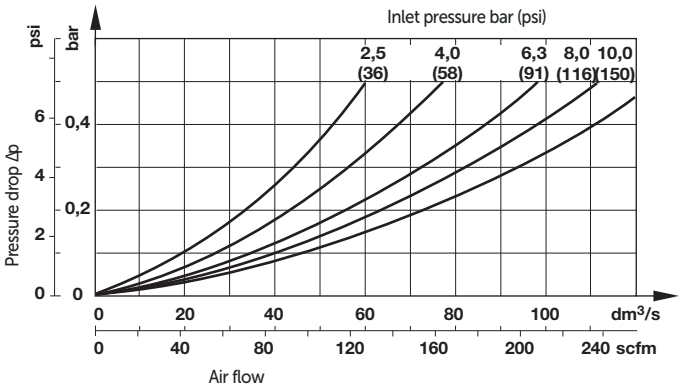

Port size: 1"
Dry element

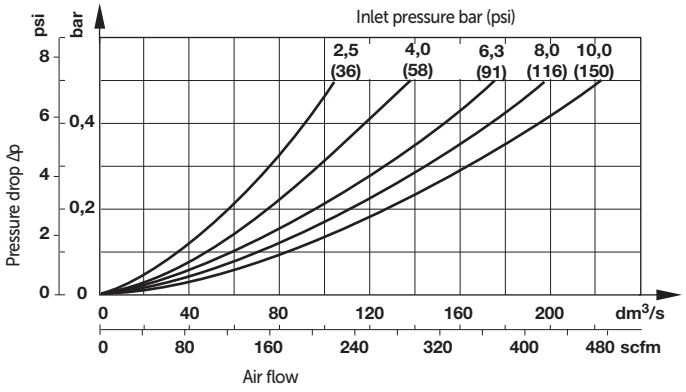

Accessories

Thread	Single yoke	Double yoke	End connector kit	Single yoke non threads	3/2 Shut-off valve Threaded inlet only	Threaded outlet only	Bracket mounting
G1/2	Y68A-4GN-N1N	Y68A-4GN-N2N			T68H-4GB-B2N	T68H-4GC-B2N	18-001-979
G3/4	Y68A-6GN-N1N	Y68A-6GN-N2N	5524-55	74785-98	T68H-6GB-B2N	T68H-6GC-B2N	18-001-979
G1	Y68A-8GN-N1N	Y68A-8GN-N2N	5524-52		T68H-8GB-B2N	T68H-8GC-B2N	18-001-979
1/2 PTF	Y68A-4AN-N1N	Y68A-4AN-N2N			T68H-4AB-B2N	T68H4AC-B2N	18-001-979
3/4 PTF	Y68A-6AN-N1N	Y68A-6AN-N2N	5524-53		T68H-6AB-B2N	T68H-6AC-B2N	18-001-979
1 PTF	Y68A-8AN-N1N	Y68A-8AN-N2N	5524-50		T68H-8AB-B2N	T68H-8AC-B2N	18-001-979

Nut	Porting block
	
5520-89	18-026-986 (G1/4 & G1/2)

Service kit

Sevice kit, Automatic drain

F68C-KITA0C
F68H-KITA0C

Our policy is one of continued research and development. We therefore reserve the right to amend, without notice, the specifications given in this document. (2002 - 8089g) © 2024 Norgren GmbH.

Dimensions

Dimensions in mm
Projection/First angle

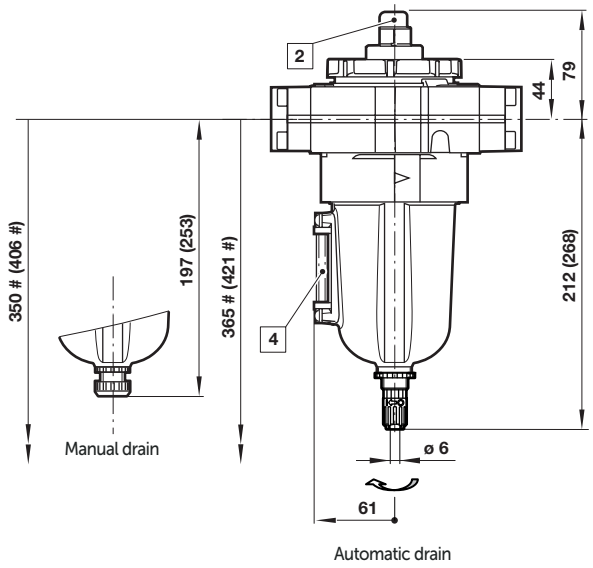

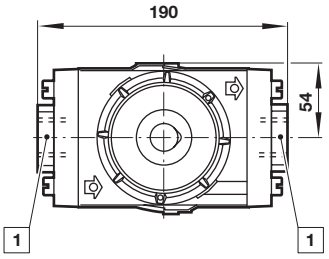

Minimum clearance required to remove bowl
( ) values for 1 litre bowl
1 Main ports 1/2", 3/4" or 1"
2 Service life indicator
4 Sight glass

Single yoke with bracket

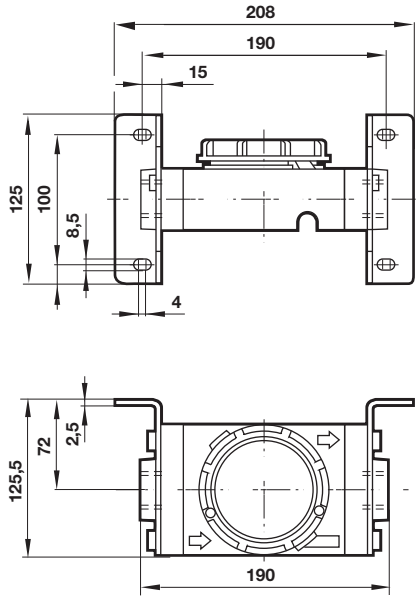

Double yoke with bracket

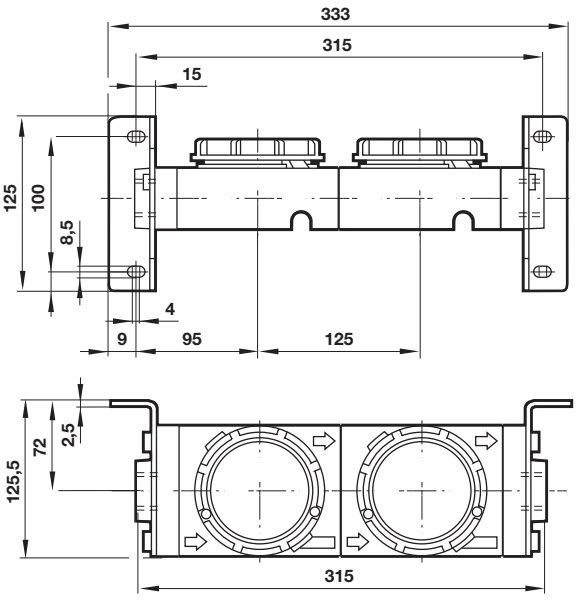

Our policy is one of continued research and development. We therefore reserve the right to amend, without notice, the specifications given in this document. (2002 - 8089g) © 2024 Norgren GmbH.

3/2 Shut-off valve

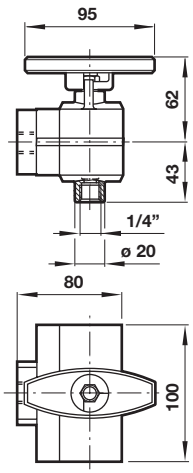

Porting block

Dimensions in mm
Projection/First angle

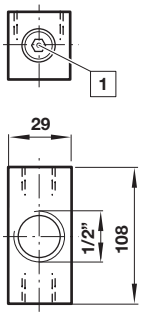

1 Two additional plugged G1/4 ports

Warning

These products are intended for use in industrial compressed air systems only. Do not use these products where pressures and temperatures can exceed those listed under »Technical features/ data«.
Before using these products with fluids other than those specified, for non-industrial applications, life-support systems or other applications not within published specifications, consult Norgren.
Through misuse, age, or malfunction, components used in fluid power systems can fail in various modes.

The system designer is warned to consider the failure modes of all component parts used in fluid power systems and to provide adequate safeguards to prevent personal injury or damage to equipment in the event of such failure.
System designers must provide a warning to end users in the system instructional manual if protection against a failure mode cannot be adequately provided.
System designers and end users are cautioned to review specific warnings found in instruction sheets packed and shipped with these products.

Our policy is one of continued research and development. We therefore reserve the right to amend, without notice, the specifications given in this document. (2002 - 8089g) © 2024 Norgren GmbH.