Circuit Breaker for Equipment thermal, Snap-in type, Fuseholder style, 1 pole



Description

- Snap-in type from front side (0.8...2.0mm),
- Thermal circuit breaker,
- 1-pole
- Reset type
- Cycling trip-free release
- Quick connect terminals 6.3 x 0.8 mm

Standards

- IEC 60934
- UL 1077
- CSA C22.2 235
- GB 17701

Applications

- Designed for standard and medical applications
- Power supplies
- Uninterruptible power supply
- Power tools
- Industrial appliances
- HVAC
- Household appliances

Weblinks

pdf-datasheet, html-datasheet, General Product Information, Approvals, CE declaration of conformity, RoHS, CHINA-RoHS, REACH, e-Shop, SCHURTER-Stock-Check, Distributor-Stock-Check, Detailed request for product, Product News

Technical Data

Rated Voltage AC	240 V, 50 / 60 Hz
Rated Voltage DC	48 / 32 V, see approvals
Rated current	3-16 A, see approbations
Conditional short circuit capacity	IEC: Inc, PC1, AC 240 V: 2 kA
	UL / CSA: SC, AC 240 V DC 48 / 32 V: 2 kA, C1
Degree of protection front side	IP 40
Endurance minimum	IEC: 200% Ir, cos φ 0.6: min. 50 switching cycles
Endurance typical	3-8 A: 150% Ir, cos φ 0.9: 2500 switching cycles
	10-16 A: 150% Ir, cos φ 0.9: 6000 switching cycles
Dielectric Strength	1500 VAC
Insulation resistance	500 VDC > 1000 MΩ
Ambient temperature	3 A: -5 °C to 60 °C
	4 A: -5°C to 50 °C
	5-16 A: -5 °C to 60 °C
Weight	9 - 13 g

Dimension

T9-611

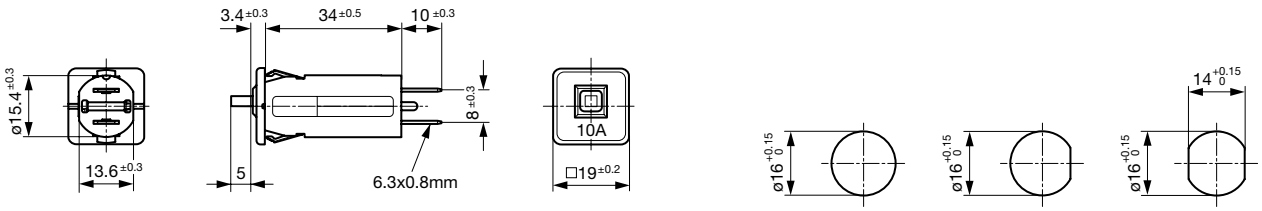

Pannel thickness s = 0.8 - 2.0 mm

Approvals

Approval		Rated current	Rated voltage AC	Rated voltage DC
c UL us	UL 1077	3 - 12 A 14 - 16 A	240 V 240 V	48 V 32 V
c UL us	CSA 22.2 235	3 - 12 A 14 - 16 A	240 V 240 V	48 V 32 V
VDE	IEC 60934	3 - 12 A 14 - 16 A	240 V 240 V	48 V 32 V
CCC	GB 17701	3 - 12 A 14 - 16 A	240 V 240 V	48 V 32 V

Typical internal resistance

Rated Current [A]	Internal Resistance [mΩ]
3	65.0
4	21.6
5	23.6
6	16.3
7	15.3
8	12.9
10	7.3
12	7.0
14	4.8
15	4.3
16	3.9

Time-Current-Curves

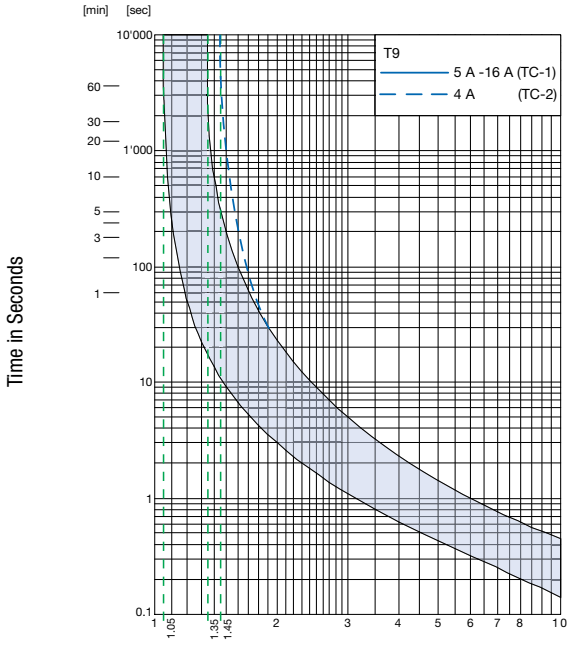

Reference Temperature +23°

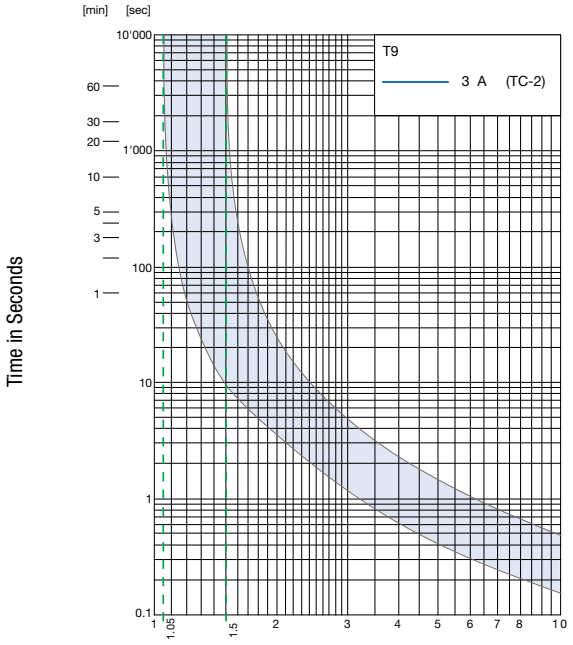

Reference Temperature +23°

Effect of ambient temperature

The units are calibrated for an ambient temperature of +23°C. To determine the rated current for a lower or higher ambient temperature, use a correction factor (typical value) from the table below:

Ambient temperature [°C]	Correction factor
-5	0,85
+10	0,95
+23	1,00
+40	1,08
+60	1,21

Example: Rated current = 10 A; Environmental temperature = 60 °C; --> Correction factor = 1.21; Resulting current = 12.1 A --> Fount to next higher rated current: 13 A

Accessory

Part Number	Type	Resources / Description
4404.0039	TZZ31	Protection cover for IP 65
4400.0420	TZZ11	Knurled nut nickel-plated
4400.0559	TZZ11-414	Knurled nut black
4400.0425	TZZ12	Additional hexagonal nut nickel-plated
4404.0072	TZZ51	Additional hexagonal nut PA 66

Variants

Mounting	Front printing	Rated current	Order Number
Snap-in mounting from front side	Rated current printed on front	3.0 A	4404.0018
Snap-in mounting from front side	Rated current printed on front	4.0 A	4404.0001
Snap-in mounting from front side	Rated current printed on front	5.0 A	4404.0007
Snap-in mounting from front side	Rated current printed on front	6.0	4404.0002
Snap-in mounting from front side	Rated current printed on front	7.0 A	4404.0009
Snap-in mounting from front side	Rated current printed on front	8.0 A	4404.0003
Snap-in mounting from front side	Rated current printed on front	10.0 A	4404.0004
Snap-in mounting from front side	Rated current printed on front	12.0 A	4404.0005
Snap-in mounting from front side	Rated current printed on front	14.0 A	4404.0008
Snap-in mounting from front side	Rated current printed on front	15.0 A	4404.0010
Snap-in mounting from front side	Rated current printed on front	16.0 A	4404.0006
Snap-in mounting from front side	Rated current printed on front 90° shifted	4.0 A	4404.0066
Snap-in mounting from front side	Rated current printed on front 90° shifted	5.0 A	4404.0067
Snap-in mounting from front side	Rated current printed on front 90° shifted	6.0	4404.0068
Snap-in mounting from front side	Rated current printed on front 90° shifted	8.0 A	4404.0069
Snap-in mounting from front side	Rated current printed on front 90° shifted	10.0 A	4404.0059
Snap-in mounting from front side	Rated current printed on front 90° shifted	12.0 A	4404.0061
Snap-in mounting from front side	Rated current printed on front 90° shifted	15.0 A	4404.0071
Snap-in mounting from front side	Rated current printed on front 90° shifted	16.0 A	4404.0062
Snap-in mounting from front side	Rated current not printed on front	3.0 A	4404.0088
Snap-in mounting from front side	Rated current not printed on front	4.0 A	4404.0089
Snap-in mounting from front side	Rated current not printed on front	5.0 A	4404.0090
Snap-in mounting from front side	Rated current not printed on front	6.0	4404.0091
Snap-in mounting from front side	Rated current not printed on front	7.0 A	4404.0065
Snap-in mounting from front side	Rated current not printed on front	8.0 A	4404.0092
Snap-in mounting from front side	Rated current not printed on front	10.0 A	4404.0093
Snap-in mounting from front side	Rated current not printed on front	12.0 A	4404.0063

Mounting	Front printing	Rated current	Order Number
Snap-in mounting from front side	Rated current not printed on front	14.0 A	4404.0094
Snap-in mounting from front side	Rated current not printed on front	15.0 A	4404.0095
Snap-in mounting from front side	Rated current not printed on front	16.0 A	4404.0087

Availability for all products can be searched real-time:http://www.schurter.com/en/Stock-Check/Stock-Check-SCHURTER

Packaging Unit 100 Pcs

13.04.2015

The specifications, descriptions and illustrations indicated in this document are based on current information. All content is subject to modifications and amendments. Information furnished is believed to be accurate and reliable. However, users should independently evaluate the suitability and test each product selected for their own applications.