PRODUCT-DETAILS

S804S-C6

S804S-C6 High Performance MCB



General Information

Extended Product Type	S804S-C6
Product ID	2CCS864001R0064
EAN	7612271408176
Catalog Description	S804S-C6 High Performance MCB
Long Description	The S804S-C6 is a 4-pole High Performance Circuit breaker with C-characteristic, with cage terminal and a rated current of 6 A. It is a current limiting device with a maximum breaking capacity of 50kA at 240/415V. It can be used for voltages up to 400/690V and in DC as well. It has two different tripping mechanisms, the thermal tripping mechanism for overload protection and the electromechanic tripping mechanism for short circuit protection. The S804S-C6 complies with IEC/EN 60947-2 and allows the use for industrial applications. It has numerous of approvals, therefore it can be used worldwide. The extensive range of accessory makes the use of S804S-C6 more comfortable. Due to the fast arc extinction of S804S-C6 your application will be secured.

Technical

Standards	IEC/EN 60947-2 IEC/EN 60898-1 UL 1077

© 2024 ABB. All rights reserved.

Tripping Characteristic	C
Rated Operational Voltage	acc. to IEC 60898-1 400 V AC acc. to IEC 60947-2 690 V AC
Rated Insulation Voltage (U_i)	acc. to IEC/EN 60664-1 690 V
Rated Impulse Withstand Voltage (U_{imp})	8 kV
Input Voltage Type	AC/DC
Rated Current (I_n)	6 A
Rated Short-Circuit Capacity	(400 V AC) 25 kA
Rated Ultimate Short-Circuit Breaking Capacity (I_{cu})	(415 V AC) 50 kA (440 V AC) 30 kA (500 V AC) 15 kA (690 V AC) 6 kA (500 V DC) 30 kA
Rated Service Short-Circuit Breaking Capacity (I_{cs})	(415 V AC) 40 kA (440 V AC) 22.5 kA (500 V AC) 11 kA (690 V AC) 4 kA (500 V DC) 30 kA
Frequency (f)	50...60 Hz
Rated Frequency (f)	50/60 Hz
Power Loss	7.2 W at Rated Operating Conditions per Pole 1.8 W
Contact Position Indication	ON / OFF / TRIP
Energy Limiting Class	3
Electrical Endurance	10000 cycle
Mechanical Endurance	10000 cycle
Number of Protected Poles	4
Number of Poles	4
Overvoltage Category	IV
Tightening Torque	3.5 N·m 31 in·lb
Release Type	C
Actuator Marking	I / O
Housing Material	Insulation group I, RAL 7035
Mounting on DIN Rail	TH35-15 (35 x 15 mm Mounting Rail) acc. to IEC 60715 TH35-7.5 (35 x 7.5 mm Mounting Rail) acc. to IEC 60715
Mounting Position	Any
Recommended Screw Driver	Pozidriv 2
Accessories Available	Yes
Remarks	Connection from top and bottom Connecting with CU only IP40 in enclosure with cover Cage terminal with captive screw
Connecting Capacity	Flexible 0 … 50 mm² Rigid 0 … 70 mm²
Terminal Type	Screw Terminals

Material Compliance

RoHS Information	9AKK107680A3903 2CCC005083D0202
RoHS Status	Following EU Directive 2011/65/EU
RoHS Date	20170426
REACH Declaration	9AKK108469A6125

© 2024 ABB. All rights reserved.

REACH Information	No data - If REACH inform is not yet available for a certain product
REACH Date	20190320
Conflict Minerals Reporting Template (CMRT)	9AKK108468A3363

Environmental

Ambient Air Temperature	Operation -25 ... +60 °C Storage -40 ... +70 °C
Reference Ambient Air Temperature	acc. to IEC60947-2 30 °C acc. to EN60898-1 30 °C
Degree of Protection	IP20
Pollution Degree	3
Resistance to Vibrations	1 mm 2 - 13.2 Hz 0.7g with Load 100% x Ie 13.2 - 100 Hz
Environmental Information	2CCY413207D0203

Technical UL/CSA

Interrupting Rating acc. to UL1077	(480Y / 277 V AC) 14 kA (600Y / 347 V AC) 6 kA

Dimensions

Width in Number of Modular Spacings	6
Product Net Width	106 mm
Product Net Height	95 mm
Product Net Depth / Length	82.5 mm
Product Net Weight	980 g
Size	4_modules
Built-In Depth (t_2)	82.5 mm
Dimension Diagram	2CCC413003C0201

Ordering

Package Level 1 Units	box 1 piece
Package Level 1 Gross Weight	1010 g
E-Number (Finland)	3212315

Certificates and Declarations

CB Certificate	9AKK107680A0857
CCC Certificate	9AKK108469A3021
Declaration of Conformity - CE	2CCC005083D0202
DNV GL Certificate	2CCC413018D0201
ESTI Certificate	2CCC413020D0101
KC Certificate	9AKK107680A0932
LR Certificate	2CCC413017D0201

© 2024 ABB. All rights reserved.

UL Certificate	9AKK107680A2286
VDE Certificate	2CCC413039D0601

Installation

Instructions and Manuals	2CCC413016M0008

Popular Downloads

Data Sheet, Technical Information	9AKK108468A9560 9AKK108468A9561 9AKK108468A9562

Classifications

ETIM 8	EC000042 - Miniature circuit breaker (MCB)
ETIM 9	EC000042 - Miniature circuit breaker (MCB)
WEEE Category	5. Small Equipment (No External Dimension More Than 50 cm)
WEEE B2C / B2B	Business To Business
CN8	85362020
eClass	V11.0 : 27141901
Object Classification Code	F

Categories

Low Voltage Products and Systems → Modular DIN Rail Products → High Performance Circuit Breakers HPCBs → High Performance Circuit Breakers HPCBs





© 2024 ABB. All rights reserved.