24 modules

36 modules

With horizontally hinged transparent door

RAL 7035 grey



Article	Dimensions (mm) WxHxD	Box/pack No. items
12 746	275x370x140	1/4



Article	Dimensions (mm) WxHxD	Box/pack No. items
12 747	275x570x140	1/2

Terminal holders



Article	Description	For consumer units type	Box/pack No. items
12 539	for 8 modules	12 743	12/360
12 540	for 12 modules per row	12 745-12 746-12 747	12/144

The terminal board is completed by combining the necessary terminal bars to the terminal holders, taking care to keep the terminal bars separated from each other.

Recommended configuration

No. modules	Consumer unit	Terminal holders Articles x quantity	Terminal bars Articles x quantity
8	12 743	12 539 x 2	12 531 x 2
12	12 745	12 540 x 1	12 531 x 1 12 532 x 1
24	12 746	12 540 x 2	12 533 x 2
36	12 747	12 540 x 2	12 534 x 2

Terminal holders and terminal bars are supplied separately. In this way, by inserting one or two terminal bars into the terminal holder you can create the best terminal for your requirements, with the advantage of obtaining a terminal block that is cheap as well as personalised, due to the fact that you only need to use material that is really necessary.
Some standard configurations are illustrated in the table.
All the possible configurations that can be created for each type of consumer unit are given in the technical details.

Terminal bars



Article	Description No. of holes x Ø holes (mm) + No. holes x Ø holes (mm)	Box/pack No. items
12 531	5x4.5	1/20
12 532	10x4.5 + 3x5.6	1/20
12 533	16x4.5 + 3x5.6	1/20
12 534	15x4.5 + 6x5.6	1/20
12 535	19x4.5 + 6x5.6	1/20

The terminal bars can be installed on any kind of terminal holder; they are snapped onto these with 2 clips per bar, through two holes made at the ends of the bar itself.

Unifix L cabling system



Article	Type	Description	Box/pack No. items
ED 298 5	XULT208	bar 2P 8 modules	6/24
ED 299 3	XULT212	bar 2P 12 modules	6/24
ED 294 4	XULT412	bar 4P 12 modules	6/24

Spare doors



Article	Description	For consumer units type	Box/pack No. items
12 567	Opaque RAL 7035 grey for 2 mod.	12 722	10/60
12 577	Transparent for 2 mod.	12 742	10/60
12 565	Transparent for 8 mod.	12 743	10/20
12 566	Transparent for 12, 24, 36 (12x3 rows) mod.	12 745-12 746 12 747	8/16

Module covers



Article	Colour	No. modules	Box/pack No. items
12 861	RAL 7035 grey	1	50/1500
12 863	RAL 7035 grey	4	50/600

Plastic wall brackets



Article	Description	Box/pack No. items
12 858	in insulating material	1/20

Screw lead sealing accessory



Article	Box/pack No. items
12 860	1/50

Semi-flush-mounting frames



Article	For consumer units type	Box/pack No. items
12 591	12 743	5/20
12 592	12 745	5/20
12 593	12 746	5/20
12 594	12 747	5/5

Spare flanges



Article	For consumer units with	Box/pack N. pezz
12 600	8 modules	30/120
12 601	12, 24, 36 (12x3 rows) modules	20/80

Lock with key



Article	Description	Box/pack No. items
12 866	coded type	1/10

Further technical information and applications

Consumer units for modular circuit breakers – summarised technical data

Polycarbonate wall-mounting consumer units IP 65 Fly Series

ARTICLE	12 722 – 12 742	12 743	12 745	12 746	12 747
NUMBER OF MODULES	2/4	8	12	24	36
COLOUR	RAL 7035 grey	RAL 7035 grey	RAL 7035 grey	RAL 7035 grey	RAL 7035 grey
WITHOUT DOOR	-	-	-	-	-
WITH TRANSPARENT DOOR	YES	YES	YES	YES	YES
WITH OPAQUE DOOR	YES	-	-	-	-
DOUBLE INSULATION	YES	YES	YES	YES	YES
RESISTANCE TO HEAT	grey GWT 960°C	grey GWT 960°C	grey GWT 960°C	grey GWT 960°C	grey GWT 960°C
TYPE OF MATERIAL	Polycarbonate	Polycarbonate	Polycarbonate	Polycarbonate	Polycarbonate
MECHANICAL RESISTANCE	20 JOULE (IK 10)	20 JOULE (IK 10)	20 JOULE (IK 10)	20 JOULE (IK 10)	20 JOULE (IK 10)
DIMENSIONAL STABILITY	-25° ÷ +115°C	-25° ÷ +115°C	-25° ÷ +115°C	-25° ÷ +115°C	-25° ÷ +115°C
DEGREE OF PROTECTION	IP 65	IP 65	IP 65	IP 65	IP 65
MAX DISSIPATION POWER (1)	11 W	15 W	19 W	31 W	45 W
FLANGE FOR DIRECT BRANCH	-	CONDUITS AND TRUNKINGS ø5÷35 mm	CONDUITS AND TRUNKINGS ø5÷35 mm	CONDUITS AND TRUNKINGS ø5÷35 mm	CONDUITS ANDTRUNKINGS ø5÷35 mm
EXTRACTABLE FRAME	-	YES	YES	YES	YES
DESIGNED FOR MOULDED-CASE CIRCUIT BREAKERS	-	YES	YES	YES	YES
DESIGNED FOR RAPID CABLING	-	UNIFIX L	UNIFIX L	UNIFIX L	UNIFIX L

(1): data concerning dissipation power have been obtained by following the instructions of CEI 23-49 Standard, with a temperature difference of Dt= 30°C

Polycarbonate wall-mounted consumer units IP 40 Europa Series

ARTICLE	12 724 – 12 744	12 728 – 12 748	12 732 – 12 752	12 733 – 12 753	12 734 – 12 754	12 735 – 12 755 12 736 – 12 756	12 738 – 12 758
NUMBER OF MODULES	4	8	12	18	24	36	54
COLOUR	RAL 7035 grey	RAL 7035 grey	RAL 7035 grey	RAL 7035 grey	RAL 7035 grey	RAL 7035 grey	RAL 7035 grey
WITHOUT DOOR	-	-	-	-	-	-	-
WITH TRANSPARENT DOOR	YES	YES	YES	YES	YES	YES	YES
WITH OPAQUE DOOR	YES	YES	YES	YES	YES	YES	YES
DOUBLE INSULATION	YES	YES	YES	YES	YES	YES	YES
RESISTANCE TO HEAT	grey GWT 960°C	grey GWT 960°C	grey GWT 960°C	grey GWT 960°C	grey GWT 960°C	grey GWT 960°C	grey GWT 960°C
TYPE OF MATERIAL	Polycarbonate	Polycarbonate	Polycarbonate	Polycarbonate	Polycarbonate	Polycarbonate	Polycarbonate
MECHANICAL RESISTANCE	20 JOULE (IK 10)	20 JOULE (IK 10)	20 JOULE (IK 10)	20 JOULE (IK 10)	20 JOULE (IK 10)	20 JOULE (IK 10)	20 JOULE (IK 10)
DIMENSIONAL STABILITY	-25° ÷ +115°C	-25° ÷ +115°C	-25° ÷ +115°C	-25° ÷ +115°C	-25° ÷ +115°C	-25° ÷ +115°C	-25° ÷ +115°C
DEGREE OF PROTECTION	IP 65	IP 65	IP 65	IP 65	IP 65	IP 65	IP 65
MAX DISSIPATION POWER (1)	15 W	20 W	30 W	32 W	34 W	45 W	56 W
FLANGE FOR DIRECT BRANCH CONNECTIONS	-	COND. AND TRUNK. ø5÷35 mm	COND. AND TRUNK. ø5÷35 mm	COND. AND TRUNK. ø5÷35 mm	COND. AND TRUNK. ø5÷35 mm	COND. AND TRUNK. ø5÷35 mm	COND. AND TRUNK. ø5÷35 mm
EXTRACTABLE FRAME	YES	YES	YES	YES	YES	YES	YES
DESIGNED FOR MOULDE-CASE CIRCUIT BREAKERS	YES	YES	YES	YES	YES	YES	YES
DESIGNED FOR RAPID CABLING	-	UNIFIX L	UNIFIX L	UNIFIX L	UNIFIX L	UNIFIX L	UNIFIX L

(1): data concerning dissipation power have been obtained by following the instructions of CEI 23-49 Standard, with a temperature difference of Dt= 30°C

Reaction to chemical agents*

	Cold water	Hot water	Sulphuric acid 40%	Hydrochloric acid 35%	Acetic acid 10%	Benzole	Oil	Acetone	Ethyl-alcohol	Ammonia, liquid	Dichloromethane	Diesel oil	Mineral oils and fats	Food oils and fats	Perchlorete ethylene	Trichoroethylene	Ethylether	Ozone	Toluene	Methanol	Spirits	Milk	Fruit juice	Fluorine hydrocarbons	Lye-washes	Cleansings	Water solution
IP 65 Polycarbonate Fly and Europa Series wall-mounting consumer units	■	▲	■	▲	■	●	■	●	■	●	●	▲	■	■	●	●	●	■	●	●	■	■	■	●	▲	▲	■

■ resistant ▲ partially resistant ● not resistant

V.LCO.0058

* Indications concerning the resistance of the products to chemical agents must be considered as an indication only and refer to standard conditions (40°C, integral product).

9

Overall dimensions

IP 65 Polycarbonate Fly Series wall-mounting consumer units

Front view

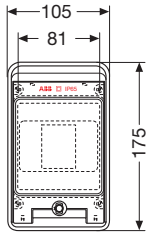

2-4 modules

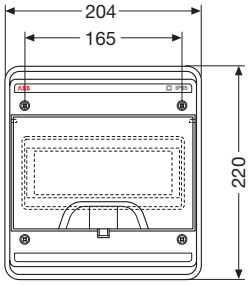

8 modules

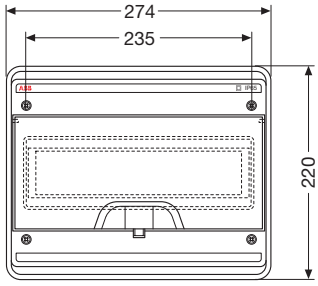

12 modules

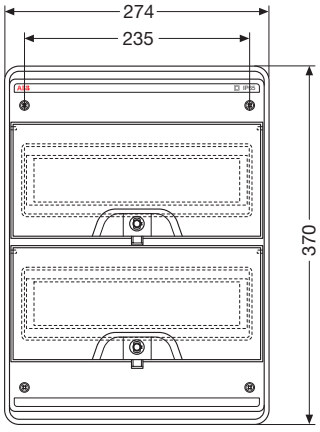

24 modules

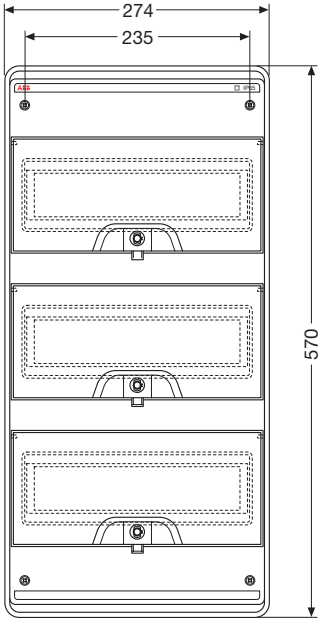

36 modules

Side view

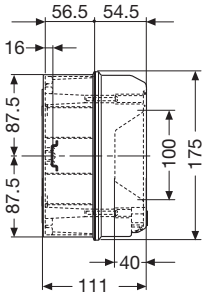

2-4 modules

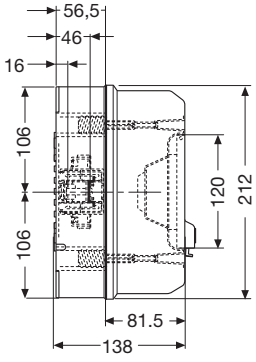

8-12 modules

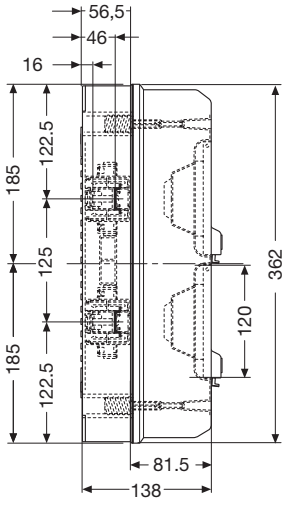

24 modules

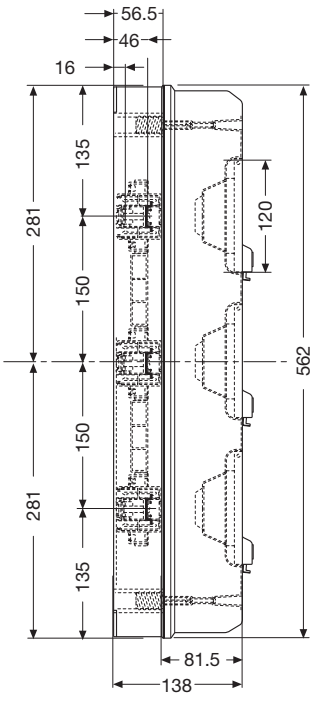

36 modules

VLCO0015

Overall dimensions

IP 65 Polycarbonate Fly Series wall-mounting consumer units

Drilling sheets

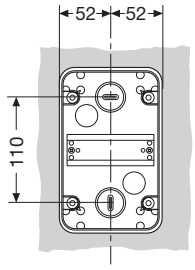

2-4 modules

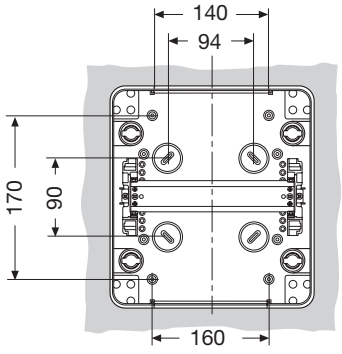

8 modules

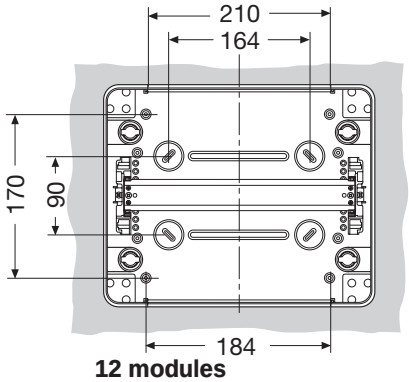

12 modules

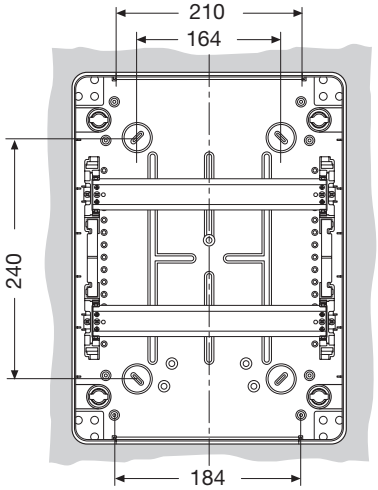

24 modules

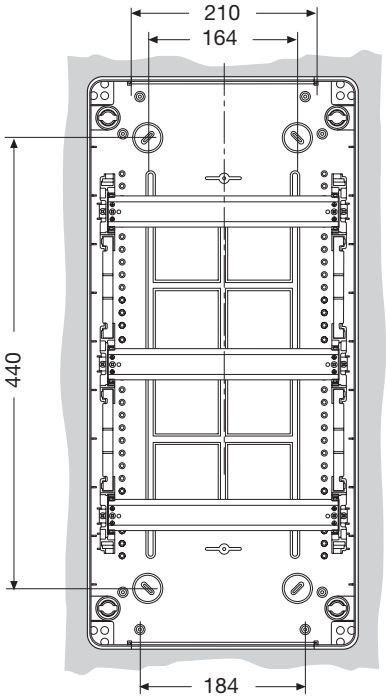

36 modules

modues	article
2-4 modules	**12 742 - 12 722**
8 modules	**12 743**
12 modules	**12 745**
24 modules	**12 746**
36 modules	**12 747**

VLCO0016