

B



Double Edge Cutting Ring
FI-DS
28



Soft-Sealing Cutting Ring
FI-WDDS
29



Soft-Sealing Cutting Ring (Stainless Steel)
FI-WDDS-W5
30



Suport Sleeve
FI-VH
31



STAUFF Form EVO Sealing Ring
FI-FD
32



Union Nut
FI-M
33



24°/37° Flared Cone Adaptor with O-Rings
FI-BA
34



Support Sleeve for 37° Flared Tube Fittings
FI-BH
35



Union Nut for 37° Flared Tube Fittings
FI-BM
36



37° Flared Tube Fitting Set
FI-AB
37

B

Cutting Ring
Type FI-S (Single-Edge) ▪ Series LL
Type FI-DS (Double-Edge) ▪ Series L / S



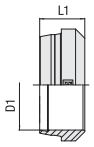

Ordering Codes

***FI-DS*-15*L*-W3**

* Cutting Ring	Single-Edge Version	**FI-S**
	Double-Edge Version	**FI-DS**
* Outside Tube Diameter D1 (in mm)		**-15**
* Series	Extra-Light Series	**LL**
	Light Series	**L**
	Heavy Series	**S**
* Material Code	Steel, zinc/nickel-plated	**-W3**

Please contact STAUFF for alternative materials and surface finishings.

Series	Tube OD mm D1	PN bar	Dimensions mm L1	Weight kg ca. per 100	Ordering Codes Double-Edge Cutting Ring	Single-Edge Cutting Ring
LL	4	100	6	0,04		FI-S-04LL-W3
	6	100	7	0,08		FI-S-06LL-W3
	8	100	7	0,1		FI-S-08LL-W3
	10	100	7	0,12		FI-S-10LL-W3
	12	100	7,5	0,15		FI-S-12LL-W3
L	6	500	9,5	0,21	FI-DS-06L/S-W3	
	8	500	9,5	0,26	FI-DS-08L/S-W3	
	10	500	10	0,34	FI-DS-10L/S-W3	
	12	400	10	0,44	FI-DS-12L/S-W3	
	15	400	10	0,54	FI-DS-15L-W3	
	18	400	10	0,71	FI-DS-18L-W3	
	22	250	11,5	1,01	FI-DS-22L-W3	
	28	250	11,5	1,23	FI-DS-28L-W3	
	35	250	13,5	2,35	FI-DS-35L-W3	
	42	250	13,5	2,69	FI-DS-42L-W3	
S	6	800	9,5	0,21	FI-DS-06L/S-W3	
	8	800	9,5	0,26	FI-DS-08L/S-W3	
	10	800	10	0,34	FI-DS-10L/S-W3	
	12	630	10	0,44	FI-DS-12L/S-W3	
	14	630	10,5	0,63	FI-DS-14S-W3	
	16	630	10,5	0,69	FI-DS-16S-W3	
	20	420	12,5	1,26	FI-DS-20S-W3	
	25	420	12,5	1,52	FI-DS-25S-W3	
	30	420	13,5	2,06	FI-DS-30S-W3	
	38	420	13,5	2,54	FI-DS-38S-W3	

Soft-Sealing Cutting Ring
Type FI-WDDS ▪ Series L / S

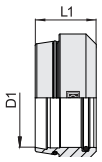



Series	Tube OD mm D1	PN bar	Dimensions mm L1	Weight kgca. per 100	Ordering Codes Soft-Sealing Cutting Ring
L	6	500	8,8	0,19	**FI-WDDS-06L/S-V-W3**
	8	500	8,8	0,24	**FI-WDDS-08L/S-V-W3**
	10	500	9,8	0,35	**FI-WDDS-10L/S-V-W3**
	12	400	9,8	0,41	**FI-WDDS-12L/S-V-W3**
	15	400	10,2	0,66	**FI-WDDS-15L-V-W3**
	18	400	10,2	0,82	**FI-WDDS-18L-V-W3**
	22	250	11,5	1,06	**FI-WDDS-22L-V-W3**
	28	250	11,5	1,28	**FI-WDDS-28L-V-W3**
	35	250	13,5	2,36	**FI-WDDS-35L-V-W3**
	42	250	13,5	2,75	**FI-WDDS-42L-V-W3**
S	6	800	8,8	0,19	**FI-WDDS-06L/S-V-W3**
	8	800	8,8	0,24	**FI-WDDS-08L/S-V-W3**
	10	800	9,8	0,35	**FI-WDDS-10L/S-V-W3**
	12	630	9,8	0,41	**FI-WDDS-12L/S-V-W3**
	14	630	10,2	0,73	**FI-WDDS-14S-V-W3**
	16	630	10,3	0,83	**FI-WDDS-16S-V-W3**
	20	420	12,5	1,28	**FI-WDDS-20S-V-W3**
	25	420	12,5	1,58	**FI-WDDS-25S-V-W3**
	30	420	13,5	2,41	**FI-WDDS-30S-V-W3**
	38	420	13,5	3,00	**FI-WDDS-38S-V-W3**

Standard seal material is FKM (Viton®).

Ordering Codes

***FI-WDDS*-15*L*-V*-W3**

* Soft-Sealing Cutting Ring		**FI-WDDS**
* Outside Tube Diameter D1 (in mm)		**-15**
* Series	Light Series	**L**
	Heavy Series	**S**
* Seal Material	FKM (Viton®)	**-V**
* Material Code	Steel, zinc/nickel-plated	**-W3**

Please contact STAUFF for alternative materials and surface finishings.

B

Soft-Sealing Cutting Ring (Stainless Steel)
Type FI-WDDS-W5 ▪ Series L / S



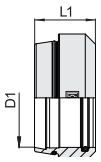

Ordering Codes

***FI-WDDS*-15*L*-V*-W5**

* Soft-Sealing Cutting Ring (Stainless Steel)		**FI-WDDS**
* Outside Tube Diameter D1 (in mm)		**-15**
* Series	Light Series	**L**
	Heavy Series	**S**
* Seal Material	FKM (Viton®)	**-V**
* Material Code	Stainless Steel V4A - 1.4571 (AISI 316 Ti)	**-W5**

Please contact STAUFF for alternative materials and surface finishings.

Series	Tube OD mm D1	PN bar	Dimensions mm L1	Weight kg ca. per 100	Ordering Codes Soft-Sealing Cutting Ring (Stainless Steel)
L	6	500	8,8	0,2	FI-WDDS-06L/S-V-W5
	8	500	8,8	0,25	FI-WDDS-08L/S-V-W5
	10	500	9,8	0,37	FI-WDDS-10L/S-V-W5
	12	400	9,8	0,44	FI-WDDS-12L/S-V-W5
	15	400	10,2	0,68	FI-WDDS-15L-V-W5
	18	400	10,0	0,80	FI-WDDS-18L-V-W5
	22	250	11,5	1,09	FI-WDDS-22L-V-W5
	28	250	11,5	1,39	FI-WDDS-28L-V-W5
	35	250	13,5	2,47	FI-WDDS-35L-V-W5
	42	250	13,5	2,89	FI-WDDS-42L-V-W5
S	6	800	8,8	0,2	FI-WDDS-06L/S-V-W5
	8	800	8,8	0,25	FI-WDDS-08L/S-V-W5
	10	800	9,8	0,37	FI-WDDS-10L/S-V-W5
	12	630	9,8	0,44	FI-WDDS-12L/S-V-W5
	14	630	10,2	0,75	FI-WDDS-14S-V-W5
	16	630	10,3	0,86	FI-WDDS-16S-V-W5
	20	420	12,5	1,31	FI-WDDS-20S-V-W5
	25	420	12,5	1,64	FI-WDDS-25S-V-W5
	30	420	13,3	2,65	FI-WDDS-30S-V-W5
	38	420	13,5	3,20	FI-WDDS-38S-V-W5

Standard seal material is FKM (Viton®).

Support Sleeve
Type FI-VH

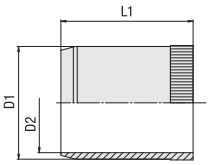



Dimensions mm for Tube	D1	D2	L1	Ordering Codes
6 x 1	4	2,6	15,5	FI-VH-6x1-W69
6 x 0,75	4,5	3,1	12,5	FI-VH-6x0.75-W69
6 x 0,5	5	3,6	12,5	FI-VH-6x0.5-W69
8 x 1	6	4,6	15,5	FI-VH-8x1-W69
8 x 0,75	6,5	5,1	12,5	FI-VH-8x0.75-W69
10 x 1,5	7	5,6	17	FI-VH-10x1.5-W69
10 x 1	8	6,6	16,5	FI-VH-10x1-W69
10 x 0,75	8,5	7,1	16,5	FI-VH-10x0.75-W69
12 x 1,5	9	7,6	16,5	FI-VH-12x1.5-W69
12 x 1	10	8,6	16,5	FI-VH-12x1-W69
12 x 0,75	10,5	9,3	16,5	FI-VH-12x0.75-W69
14 x 1	12	10,2	18	FI-VH-14x1-W69
15 x 1,5	12	10,2	17	FI-VH-15x1.5-W69
15 x 1	13	11,2	17	FI-VH-15x1-W69
18 x 1,5	15	13,2	17,5	FI-VH-18x1.5-W69
18 x 1	16	14,2	17,5	FI-VH-18x1-W69
20 x 1	18	16,2	22	FI-VH-20x1-W69
22 x 1,5	19	17,2	18	FI-VH-22x1.5-W69
22 x 1	20	18,2	18	FI-VH-22x1-W69
25 x 1,5	22	20,2	23,5	FI-VH-25x1.5-W69
25 x 1	23	21,2	23,5	FI-VH-25x1-W69
28 x 2	24	22,2	23,5	FI-VH-28x2-W69
28 x 1,5	25	23,2	23,5	FI-VH-28x1.5-W69
28 x 1	26	24,2	23,5	FI-VH-28x1-W69
35 x 2	31	28,8	23,5	FI-VH-35x2-W69
35 x 1,5	32	29,8	23,5	FI-VH-35x1.5-W69
35 x 1	33	30,8	23,5	FI-VH-35x1-W69
42 x 2	38	35,8	23,5	FI-VH-42x2-W69
42 x 1,5	39	36,8	23,5	FI-VH-42x1.5-W69

Ordering Codes

***FI-VH*-10*x1.5*-W69**

* Support Sleeve		**FI-VH**
* Outside Tube Diameter (in mm)		**-10**
* Wall Thickness (in mm)		**x1.5**
* Material Code	Brass	**-W69**

Please contact STAUFF for alternative materials and surface finishings.

B

STAUFF Form EVO Sealing Ring
Type FI-FD ▪ Series L / S



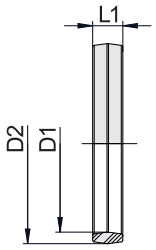

Ordering Codes

***FI-FD*-15*L*-V90**

* STAUFF Form EVO Sealing Ring		**FI-FD**
* Outside Tube Diameter D1 (in mm)		**-15**
* Series	Light Series	**L**
	Heavy Series	**S**
* Seal Material	FKM (Viton®) 90 Shore	**-V90**

Please contact STAUFF for alternative materials and surface finishings.

Series	Tube OD mm D1	PN bar	Dimensions mm D2	L1	Weight kg ca. per 100	Ordering Codes
L	6	500	7,8	2,6	0,01	FI-FD-06L/S-V90
	8	500	9,8	2,6	0,01	FI-FD-08L/S-V90
	10	500	12	2,8	0,02	FI-FD-10L/S-V90
	12	400	14	2,8	0,02	FI-FD-12L/S-V90
	15	400	17	2,8	0,03	FI-FD-15L-V90
	18	400	20	2,8	0,03	FI-FD-18L-V90
	22	250	24	2,8	0,04	FI-FD-22L-V90
	28	250	30	2,8	0,05	FI-FD-28L-V90
	35	250	37,8	3,4	0,10	FI-FD-35L-V90
	42	250	44,8	3,4	0,12	FI-FD-42L-V90
S	6	800	7,8	2,6	0,01	FI-FD-06L/S-V90
	8	800	9,8	2,6	0,01	FI-FD-08L/S-V90
	10	800	12	2,8	0,02	FI-FD-10L/S-V90
	12	630	14	2,8	0,02	FI-FD-12L/S-V90
	16	630	18	2,8	0,03	FI-FD-16S-V90
	20	420	22,6	3,4	0,05	FI-FD-20S-V90
	25	420	27,6	3,4	0,07	FI-FD-25S-V90
	30	420	32,8	3,4	0,09	FI-FD-30S-V90
	38	420	40,8	3,4	0,11	FI-FD-38S-V90

Standard seal material is FKM (Viton®).

Union Nut
Type FI-M ▪ Series LL / L / S

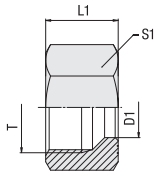



Series	Tube OD mm D1	PN bar	Dimensions mm Thread T	L1	S1	Weight kg ca. per 100	Ordering Codes
LL	4	100	M 8 x 1	11	10	0,40	**FI-M-04LL-W3**
	6	100	M 10 x 1	11,5	12	0,50	**FI-M-06LL-W3**
	8	100	M 12 x 1	12	14	0,70	**FI-M-08LL-W3**
	10	100	M 14 x 1	12,5	17	1,10	**FI-M-10LL-W3**
	12	100	M 16 x 1	13	19	1,30	**FI-M-12LL-W3**
L	6	500	M 12 x 1,5	14,5	14	0,90	**FI-M-06L-W3**
	8	500	M 14 x 1,5	14,5	17	1,40	**FI-M-08L-W3**
	10	500	M 16 x 1,5	15,5	19	1,70	**FI-M-10L-W3**
	12	400	M 18 x 1,5	15,5	22	2,40	**FI-M-12L-W3**
	15	400	M 22 x 1,5	17	27	4,10	**FI-M-15L-W3**
	18	400	M 26 x 1,5	18	32	6,00	**FI-M-18L-W3**
	22	250	M 30 x 2	20	36	8,00	**FI-M-22L-W3**
	28	250	M 36 x 2	22	41	14,20	**FI-M-28L-W3**
	35	250	M 45 x 2	25	50	19,80	**FI-M-35L-W3**
	42	250	M 52 x 2	25	60	22,00	**FI-M-42L-W3**
S	6	800	M 14 x 1,5	16,5	17	1,70	**FI-M-06S-W3**
	8	800	M 16 x 1,5	16,5	19	2,00	**FI-M-08S-W3**
	10	800	M 18 x 1,5	17,5	22	3,00	**FI-M-10S-W3**
	12	630	M 20 x 1,5	17,5	24	3,40	**FI-M-12S-W3**
	14	630	M 22 x 1,5	20,5	27	5,20	**FI-M-14S-W3**
	16	630	M 24 x 1,5	20,5	30	6,50	**FI-M-16S-W3**
	20	420	M 30 x 2	24	36	10,10	**FI-M-20S-W3**
	25	420	M 36 x 2	27	46	19,80	**FI-M-25S-W3**
	30	420	M 42 x 2	29	50	21,60	**FI-M-30S-W3**
	38	420	M52 x 2	32,5	60	31,40	**FI-M-38S-W3**

Union Nut: DIN 3870

Ordering Codes

FI-M-15*L*-W3

* Union Nut		**FI-M**
* Outside Tube Diameter D1 (in mm)		**-15**
* Series	Extra-Light Series	**LL**
	Light Series	**L**
	Heavy Series	**S**
* Material Code	Steel, zinc/nickel-plated	**-W3**

Please contact STAUFF for alternative materials and surface finishings.

B

24°/37° Flared Cone Adaptor with O-Rings
Type FI-BA ▪ Series L / S



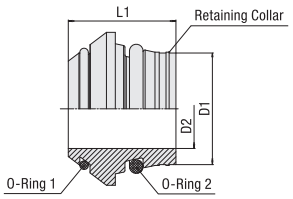

Ordering Codes

***FI-BA*-10*L*-V*-W3**

* 24°/37° Flared Cone Adaptor with O-Rings		**FI-BA**
* Outside Tube Diameter D1 (in mm)		**-10**
* Series	Light Series	**L**
	Heavy Series	**S**
* Seal Material	FKM (Viton®)	**-V**
* Material Code	Steel, zinc/nickel-plated	**-W3**

Please contact STAUFF for alternative materials and surface finishings.

Spare Parts / Accessories



O-Ring
Type **O-RING** Page 240

Series	Tube OD mm D1	PN bar	Dimensions mm D2	L1	O-Ring 1	O-Ring 2	Weight kg ca. per 100	Ordering Codes
L	6	500	3	11,5	4,4 x 0,8	4,5 x 1,5	0,28	**FI-BA-06L/S-V-W3**
	8	500	5	12	6,0 x 0,8	6,5 x 1,5	0,40	**FI-BA-08L/S-V-W3**
	10	500	6	12,5	7,5 x 0,8	8,5 x 1,5	0,65	**FI-BA-10L/S-V-W3**
	12	400	8	12,5	9,5 x 0,8	10,0 x 1,5	0,80	**FI-BA-12L/S-V-W3**
	15	400	11	12,5	12,5 x 0,8	12,5 x 2,0	1,05	**FI-BA-15L-V-W3**
	18	400	14	13	15,0 x 1,0	16,0 x 2,0	1,26	**FI-BA-18L-V-W3**
	22	250	17	14,2	18,0 x 1,0	20,0 x 2,0	2,01	**FI-BA-22L-V-W3**
	28	250	23	14,7	23,0 x 1,0	26,0 x 2,0	2,82	**FI-BA-28L-V-W3**
	35	250	28	18,5	30,0 x 1,0	32,0 x 2,5	5,86	**FI-BA-35L-V-W3**
	42	250	35	20,5	37,0 x 1,0	38,0 x 2,5	4,40	**FI-BA-42L-V-W3**
S	6	630	3	11,5	4,4 x 0,8	4,5 x 1,5	0,28	**FI-BA-06L/S-V-W3**
	8	630	5	12	6,0 x 0,8	6,5 x 1,5	0,40	**FI-BA-08L/S-V-W3**
	10	630	6	12,5	7,5 x 0,8	8,5 x 1,5	0,65	**FI-BA-10L/S-V-W3**
	12	630	8	12,5	9,5 x 0,8	10,0 x 1,5	0,80	**FI-BA-12L/S-V-W3**
	14	630	9	14	11,0 x 1,0	12,0 x 2,0	1,20	**FI-BA-14S-V-W3**
	16	630	11	15	12,5 x 1,0	14,0 x 2,0	1,50	**FI-BA-16S-V-W3**
	20	400	14	18,5	16,0 x 1,0	17,3 x 2,4	2,73	**FI-BA-20S-V-W3**
	25	400	19	20	20,0 x 1,0	22,3 x 2,4	3,78	**FI-BA-25S-V-W3**
	30	400	23	22	25,0 x 1,0	27,3 x 2,4	3,82	**FI-BA-30S-V-W3**
	38	400	30	26	31,47 x 1,78	35,0 x 2,5	9,15	**FI-BA-38S-V-W3**

Standard seal material is FKM (Viton®).
Flared Cone Adaptor with O-Rings: DIN 3949

Support Sleeve for 37° Flared Tube Fittings
Type FI-BH ▪ Series L / S

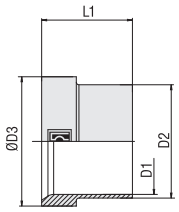



Series	Tube OD mm D1	PN bar	Dimensions mm D2	D3	L1	Weight kg ca. per 100	Ordering Codes
L	6	500	7,6	10,2	10	0,21	FI-BH-06L/S-W3
	8	500	9,3	12,2	11	0,25	FI-BH-08L/S-W3
	10	500	11,5	14,2	12	0,37	FI-BH-10L/S-W3
	12	400	13,6	16,2	12,5	0,46	FI-BH-12L/S-W3
	15	400	17,5	20,2	13,5	0,89	FI-BH-15L-W3
	18	400	21	24,2	14	1,40	FI-BH-18L-W3
	22	250	24,2	27,8	17,5	1,59	FI-BH-22L-W3
	28	250	30,2	33,8	16,5	1,99	FI-BH-28L-W3
	35	250	38	42,7	18,5	3,70	FI-BH-35L-W3
	42	250	45	49,7	20,5	4,94	FI-BH-42L-W3
S	6	630	7,6	10,2	10	0,21	FI-BH-06L/S-W3
	8	630	9,3	12,2	11	0,25	FI-BH-08L/S-W3
	10	630	11,5	14,2	12	0,37	FI-BH-10L/S-W3
	12	630	13,6	16,2	12,5	0,46	FI-BH-12L/S-W3
	14	630	17,5	20,2	14	1,20	FI-BH-14S-W3
	16	630	18,5	22	16,5	1,25	FI-BH-16S-W3
	20	400	24,2	27,8	17	2,39	FI-BH-20S-W3
	25	400	28,5	32,8	19,5	2,98	FI-BH-25S-W3
	30	400	34	39	21	4,50	FI-BH-30S-W3
	38	400	42	48,5	26	7,34	FI-BH-38S-W3

Support Sleeve: DIN 3949

Ordering Codes

***FI-BH*-15*L*-W3**

* Support Sleeve for 37° Flared Tube Fittings		**FI-BH**
* Outside Tube Diameter D1 (in mm)		**-15**
* Series	Light Series	**L**
	Heavy Series	**S**
* Material Code	Steel, zinc/nickel-plated	**-W3**

Please contact STAUFF for alternative materials and surface finishings.

B

Union Nut for 37° Flared Tube Fittings
Type FI-BM ▪ Series L / S



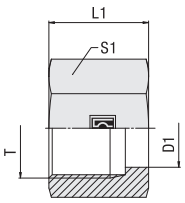

Ordering Codes

***FI-BM*-15*L*-W3**

* Union Nut for 37° Flared Tube Fittings		**FI-BM**
* Outside Tube Diameter D1 (in mm)		**-15**
* Series	Light Series	**L**
	Heavy Series	**S**
* Material Code	Steel, zinc/nickel-plated	**-W3**

Please contact STAUFF for alternative materials and surface finishings.

Series	Tube OD mm	PN bar	Dimensions mm Thread T	D1	L1	S1	Weight kg ca. per 100	Ordering Codes
L	6	500	M 12 x 1,5	7,8	17	14	1,07	**FI-BM-06L-W3**
	8	500	M 14 x 1,5	9,5	18	17	1,82	**FI-BM-08L-W3**
	10	500	M 16 x 1,5	11,7	19,5	19	2,35	**FI-BM-10L-W3**
	12	400	M 18 x 1,5	13,8	20,5	22	3,36	**FI-BM-12L-W3**
	15	400	M 22 x 1,5	17,7	23	27	5,31	**FI-BM-15L-W3**
	18	400	M 26 x 1,5	21,2	23	32	7,22	**FI-BM-18L-W3**
	22	250	M 30 x 2	24,4	27,5	36	10,60	**FI-BM-22L-W3**
	28	250	M 36 x 2	30,4	27,5	41	11,47	**FI-BM-28L-W3**
	35	250	M 45 x 2	38,3	30	50	16,27	**FI-BM-35L-W3**
	42	250	M 52 x 2	45,3	34	60	30,39	**FI-BM-42L-W3**
S	6	630	M 14 x 1,5	7,8	18	17	2,03	**FI-BM-06S-W3**
	8	630	M 16 x 1,5	9,5	19	19	2,52	**FI-BM-08S-W3**
	10	630	M 18 x 1,5	11,7	20,5	22	3,58	**FI-BM-10S-W3**
	12	630	M 20 x 1,5	13,8	21	24	4,11	**FI-BM-12S-W3**
	14	630	M 22 x 1,5	17,7	23	27	5,38	**FI-BM-14S-W3**
	16	630	M 24 x 1,5	18,7	26,5	30	7,87	**FI-BM-16S-W3**
	20	400	M 30 x 2	24,4	27,5	36	10,61	**FI-BM-20S-W3**
	25	400	M 36 x 2	28,7	30,5	46	22,19	**FI-BM-25S-W3**
	30	400	M 42 x 2	34,2	32	50	23,20	**FI-BM-30S-W3**
	38	400	M 52 x 2	42,3	38	60	35,40	**FI-BM-38S-W3**

Union Nut for 37° Flared Tube Fittings: DIN 3949

37° Flared Tube Fitting Set
Type FI-AB ▪ Series L / S

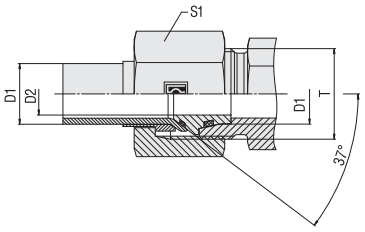



Series	Tube OD mm D1	PN bar	Dimensions mm Thread T	D2	S1	Weight kg ca. per 100	Ordering Codes
L	6	500	M 12 x 1,5	3	14	1,74	**FI-AB-06L-V-W3**
	8	500	M 14 x 1,5	5	17	2,50	**FI-AB-08L-V-W3**
	10	500	M 16 x 1,5	6	19	3,38	**FI-AB-10L-V-W3**
	12	400	M 18 x 1,5	8	22	4,83	**FI-AB-12L-V-W3**
	15	400	M 22 x 1,5	11	27	4,66	**FI-AB-15L-V-W3**
	18	400	M 26 x 1,5	14	32	10,11	**FI-AB-18L-V-W3**
	22	250	M 30 x 2	17	36	14,25	**FI-AB-22L-V-W3**
	28	250	M 36 x 2	23	41	16,47	**FI-AB-28L-V-W3**
	35	250	M 45 x 2	28	50	25,86	**FI-AB-35L-V-W3**
	42	250	M 52 x 2	35	60	42,85	**FI-AB-42L-V-W3**
S	6	630	M 14 x 1,5	3	17	2,51	**FI-AB-06S-V-W3**
	8	630	M 16 x 1,5	5	19	3,39	**FI-AB-08S-V-W3**
	10	630	M 18 x 1,5	6	22	4,77	**FI-AB-10S-V-W3**
	12	630	M 20 x 1,5	8	24	5,63	**FI-AB-12S-V-W3**
	14	630	M 22 x 1,5	9	27	7,77	**FI-AB-14S-V-W3**
	16	630	M 24 x 1,5	11	30	10,88	**FI-AB-16S-V-W3**
	20	400	M 30 x 2	14	36	15,90	**FI-AB-20S-V-W3**
	25	400	M 36 x 2	19	46	29,34	**FI-AB-25S-V-W3**
	30	400	M 42 x 2	23	50	33,64	**FI-AB-30S-V-W3**
	38	400	M 52 x 2	30	60	52,40	**FI-AB-38S-V-W3**

Ordering Codes

***FI-AB*-15*L*-V*-W3**

* 37° Flared Tube Fitting Set		**FI-AB**
* Outside Tube Diameter D1 (in mm)		**-15**
* Series	Light Series	**L**
	Heavy Series	**S**
* Seal Material	FKM (Viton®)	**-V**
* Material Code	Steel, zinc/nickel-plated	**-W3**

Please contact STAUFF for alternative materials and surface finishings.

Spare Parts / Accessories



O-Ring
Type **O-RING** Page 240

Standard seal material is FKM (Viton®).