Rittal – The System.

Faster – better – everywhere.

SMALL ENCLOSURES KX

Technical details



ENCLOSURES | POWER DISTRIBUTION | CLIMATE CONTROL | IT INFRASTRUCTURE | SOFTWARE & SERVICES

FRIEDHELM LOH GROUP

Small enclosures

Contents

Small enclosures KX, sheet steel

Terminal box KX, without gland plate

Model No. KX	Width mm	Height mm	Depth mm	Page
1500.000	150	150	120	4 – 5
1501.000	300	150	120	4 – 5
1502.000	200	200	120	4 – 5
1503.000	300	200	120	4 – 5
1504.000	400	200	120	4 – 5
1505.000	500	200	120	4 – 5
1506.000	600	200	120	4 – 5
1507.000	300	300	120	4 – 5
1508.000	400	300	120	4 – 5
1509.000	500	300	120	4 – 5
1510.000	600	300	120	4 – 5
1511.000	400	400	120	4 – 5
1512.000	600	400	120	4 – 5
1513.000	800	400	120	4 – 5
1514.000	150	150	80	4 – 5
1515.000	300	150	80	4 – 5
1516.000	200	200	80	4 – 5
1517.000	300	200	80	4 – 5
1518.000	400	200	80	4 – 5
1527.000	800	200	120	4 – 5
1528.000	200	150	80	4 – 5
1529.000	200	150	120	4 – 5
1589.000	400	150	120	4 – 5

Terminal boxes KX, with gland plate

Model No. KX	Width mm	Height mm	Depth mm	Page
1530.000	300	150	120	4 – 5
1531.000	300	200	120	4 – 5
1532.000	400	200	120	4 – 5
1533.000	500	200	120	4 – 5
1535.000	300	300	120	4 – 5
1536.000	400	300	120	4 – 5
1537.000	500	300	120	4 – 5
1538.000	600	300	120	4 – 5
1539.000	400	400	120	4 – 5
1540.000	600	400	120	4 – 5
1541.000	800	400	120	4 – 5

E-Box KX

Model No. KX	Width mm	Height mm	Depth mm	Page
1545.000	150	300	80	6 – 7
1546.000	200	200	80	6 – 7
1547.000	200	400	80	6 – 7
1548.000	150	300	120	6 – 7
1549.000	200	200	120	6 – 7
1550.000	200	400	120	6 – 7
1551.000	150	150	80	6 – 7
1552.000	200	300	80	6 – 7
1553.000	150	150	120	6 – 7
1554.000	200	300	120	6 – 7
1555.000	300	300	120	6 – 7
1556.000	300	400	120	6 – 7
1557.000	200	500	120	6 – 7
1574.000	200	300	155	6 – 7
1575.000	300	300	155	6 – 7
1576.000	380	300	155	6 – 7
1577.000	300	400	155	6 – 7
1578.000	300	600	155	6 – 7
1579.000	300	800	155	6 – 7

Bus enclosure KX

Model No. KX	Width mm	Height mm	Depth mm	Page
1610.000	400	200	155	8
1611.000	400	300	155	8
1612.000	600	300	155	8
1613.000	800	300	155	8

Small enclosures KX, stainless steel

Terminal boxes KX, without gland plate

Model No. KX	Width mm	Height mm	Depth mm	Page
1560.000	150	150	80	9
1561.000	300	150	80	9
1562.000	200	200	80	9
1563.000	300	200	80	9
1564.000	150	150	120	9
1565.000	200	200	120	9
1566.000	300	200	120	9
1567.000	300	300	120	9
1568.000	400	200	120	9
1569.000	400	300	120	9

E-Box KX

Model No. KX	Width mm	Height mm	Depth mm	Page
1301.000	200	300	155	10
1584.000	200	300	120	10
1587.000	200	300	155	10
1588.000	380	300	155	10

Bus enclosure KX

Model No. KX	Width mm	Height mm	Depth mm	Page
1583.000	200	300	80	11
1585.000	400	200	120	11
1586.000	600	200	120	11


M6
12.5
N x 12.5 = B8
B9

Small enclosures KX, sheet steel

Terminal boxes KX

Section A – A

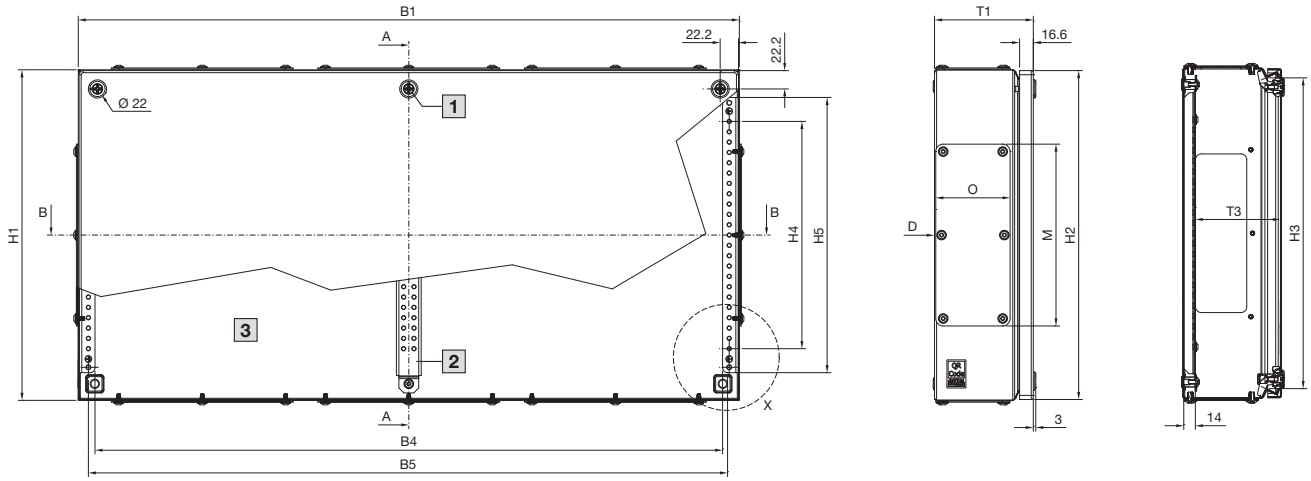

Section B – B

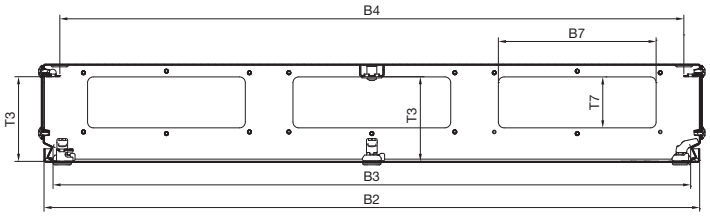

View D

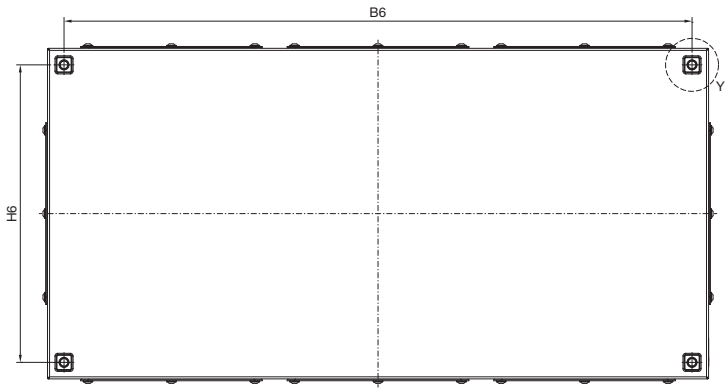

1 Central lock where B1 > 500 mm
2 Only for KX 1513.000
3 Internal view

Terminal boxes KX

Detail X

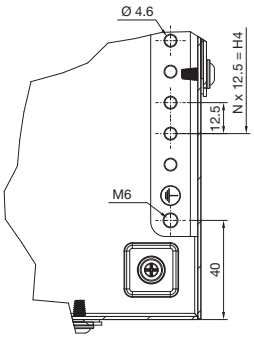

Detail Y

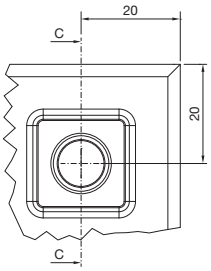

Section C – C

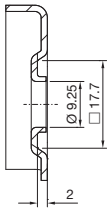

Enclosure
B1 = Enclosure width (overall width)
B2 = Cover width
B3 = Clearance width, enclosure opening
B4 = Clearance width between L brackets
B5 = Distance between axes of the mounting holes in the L brackets
B6 = Mounting distance, enclosures
B7 = Gland plate opening

H1 = Enclosure height (overall height)
H2 = Cover height
H3 = Clearance height, enclosure opening
H4 = Overall height, 12.5 mm pitch pattern of holes
H5 = Clearance of L brackets
H6 = Mounting distance, enclosures
N = No. of 12.5 mm pitch patterns of holes

T1 = Overall depth
T3 = Installation depth (distance from inside of cover to L bracket or central bar)
T7 = Gland plate opening

Gland plate
M = Gland plate width
O = Gland plate depth

Model No. KX	Width dimensions mm							Height dimensions mm							Depth dimensions mm			Gland plate		
	B1	B2	B3	B4	B5	B6	B7	H1	H2	H3	H4	H5	H6	N	T1	T3	T7	M	O	Qty.
1500.000	150	148	127.7	109.5	125.5	110	–	150	148	127.7	25	83	110	2	120	103.5	–	–	–	–
1501.000	300	298	277.7	259.5	275.5	260	–	150	148	127.7	25	83	110	2	120	103.5	–	–	–	–
1502.000	200	198	177.7	159.5	175.5	160	–	200	198	177.7	75	133	160	6	120	103.5	–	–	–	–
1503.000	300	298	277.7	259.5	275.5	260	–	200	198	177.7	75	133	160	6	120	103.5	–	–	–	–
1504.000	400	398	377.7	359.5	375.5	360	–	200	198	177.7	75	133	160	6	120	103.5	–	–	–	–
1505.000	500	498	477.7	459.5	475.5	460	–	200	198	177.7	75	133	160	6	120	103.5	–	–	–	–
1506.000	600	598	577.7	559.5	575.5	560	–	200	198	177.7	75	133	160	6	120	103.5	–	–	–	–
1507.000	300	298	277.7	259.5	275.5	260	–	300	298	277.7	175	233	260	14	120	103.5	–	–	–	–
1508.000	400	398	377.7	359.5	375.5	360	–	300	298	277.7	175	233	260	14	120	103.5	–	–	–	–
1509.000	500	498	477.7	459.5	475.5	460	–	300	298	277.7	175	233	260	14	120	103.5	–	–	–	–
1510.000	600	598	577.7	559.5	575.5	560	–	300	298	277.7	175	233	260	14	120	103.5	–	–	–	–
1511.000	400	398	377.7	359.5	375.5	360	–	400	398	377.7	275	333	360	22	120	103.5	–	–	–	–
1512.000	600	598	577.7	559.5	575.5	560	–	400	398	377.7	275	333	360	22	120	103.5	–	–	–	–
1513.000	800	798	777.7	759.5	775.5	760	–	400	398	377.7	275	333	360	22	120	103.5	–	–	–	–
1514.000	150	148	127.7	109.5	125.5	110	–	150	148	127.7	25	83	110	2	80	63.5	–	–	–	–
1515.000	300	298	277.7	259.5	275.5	260	–	150	148	127.7	25	83	110	2	80	63.5	–	–	–	–
1516.000	200	198	177.7	159.5	175.5	160	–	200	198	177.7	75	133	160	6	80	63.5	–	–	–	–
1517.000	300	298	277.7	259.5	275.5	260	–	200	198	177.7	75	133	160	6	80	63.5	–	–	–	–
1518.000	400	398	377.7	359.5	375.5	360	–	200	198	177.7	75	133	160	6	80	63.5	–	–	–	–
1527.000	800	798	777.7	759.5	775.5	760	–	200	198	177.7	75	133	160	6	120	103.5	–	–	–	–
1528.000	200	198	177.7	159.5	175.5	160	–	150	148	127.7	25	83	110	2	80	63.5	–	–	–	–
1529.000	200	198	177.7	159.5	175.5	160	–	150	148	127.7	25	83	110	2	120	103.5	–	–	–	–
1530.000	300	298	277.7	259.5	275.5	260	192	150	148	127.7	25	83	110	2	120	103.5	62	220	72	2
1531.000	300	298	277.7	259.5	275.5	260	192	200	198	177.7	75	133	160	6	120	103.5	62	220	72	2
1532.000	400	398	377.7	359.5	375.5	360	192	200	198	177.7	75	133	160	6	120	103.5	62	220	72	2
1533.000	500	498	477.7	459.5	475.5	460	192	200	198	177.7	75	133	160	6	120	103.5	62	220	72	4
1535.000	300	298	277.7	259.5	275.5	260	192	300	298	277.7	175	233	260	14	120	103.5	62	220	72	4
1536.000	400	398	377.7	359.5	375.5	360	192	300	298	277.7	175	233	260	14	120	103.5	62	220	72	4
1537.000	500	498	477.7	459.5	475.5	460	192	300	298	277.7	175	233	260	14	120	103.5	62	220	72	6
1538.000	600	598	577.7	559.5	575.5	560	192	300	298	277.7	175	233	260	14	120	103.5	62	220	72	6
1539.000	400	398	377.7	359.5	375.5	360	192	400	398	377.7	275	333	360	22	120	103.5	62	220	72	4
1540.000	600	598	577.7	559.5	575.5	560	192	400	398	377.7	275	333	360	22	120	103.5	62	220	72	6
1541.000	800	798	777.7	759.5	775.5	760	192	400	398	377.7	275	333	360	22	120	103.5	62	220	72	8
1589.000	400	398	377.7	359.5	375.5	360	–	150	148	127.7	25	83	110	2	120	103.5	–	–	–	–

Small enclosures KX, sheet steel

E-Box KX

Section A – A

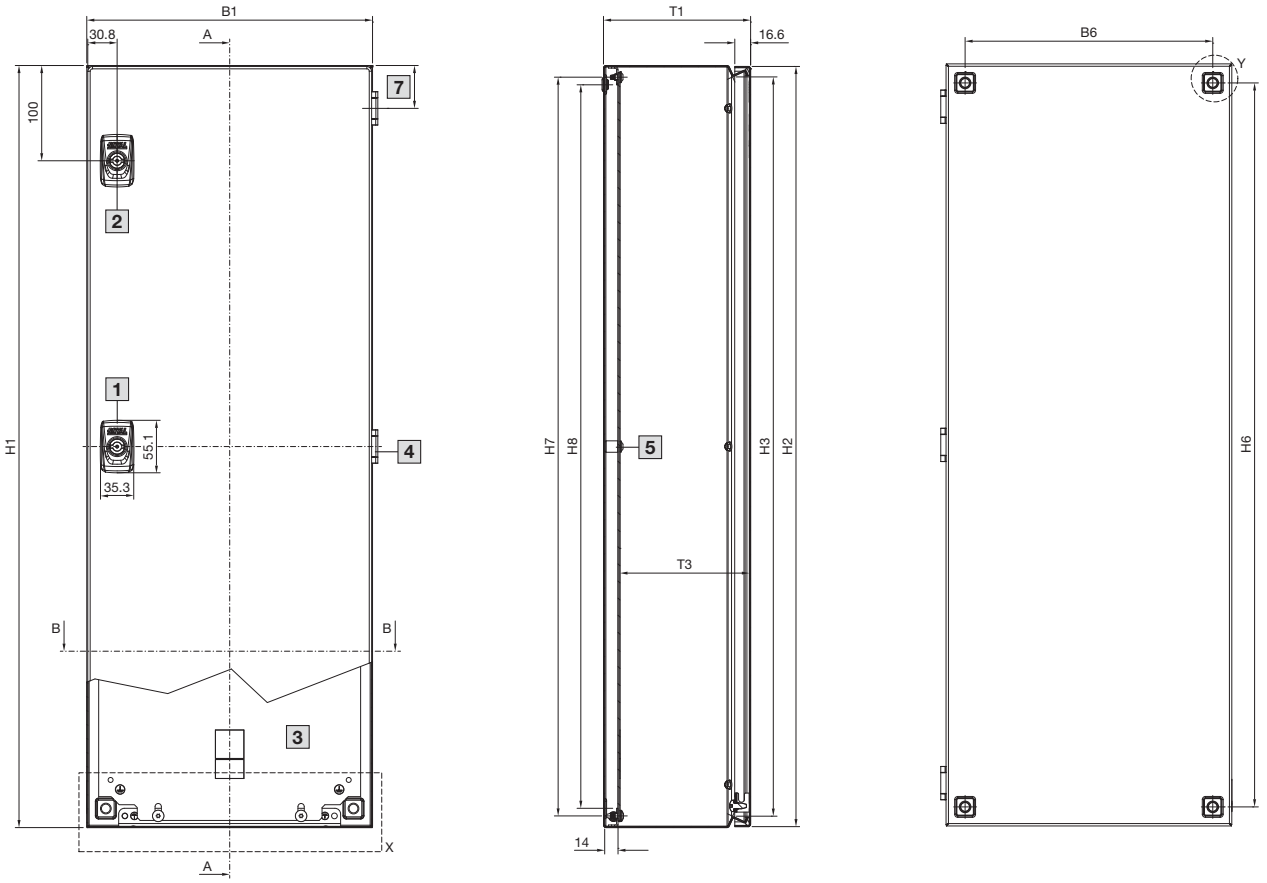

Section B – B

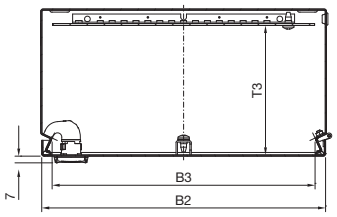

Detail X

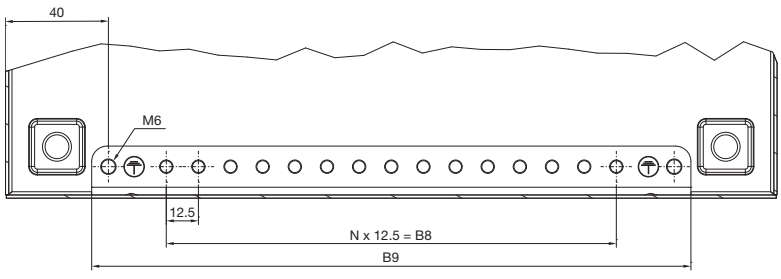

1 One central cam where H1 ≤ 400 mm
2 Two cams where H1 > 400 mm
3 Internal view
4 Central hinge where H1 > 600 mm
5 Central bolt, only where H1 > 800 mm
6 Central holes, only where H1 > 800 mm
7 33 mm where H1 = 150 mm
44 mm where H1 > 150 mm

KX 1576.000
Interior installation rotated through 90°
(L bracket and mounting plate attachment left and right)

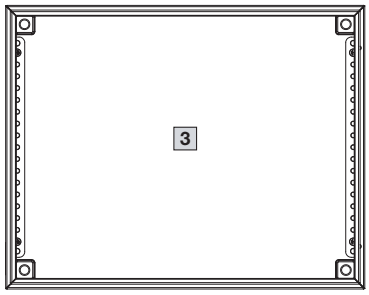

E-Box KX

Mounting plate

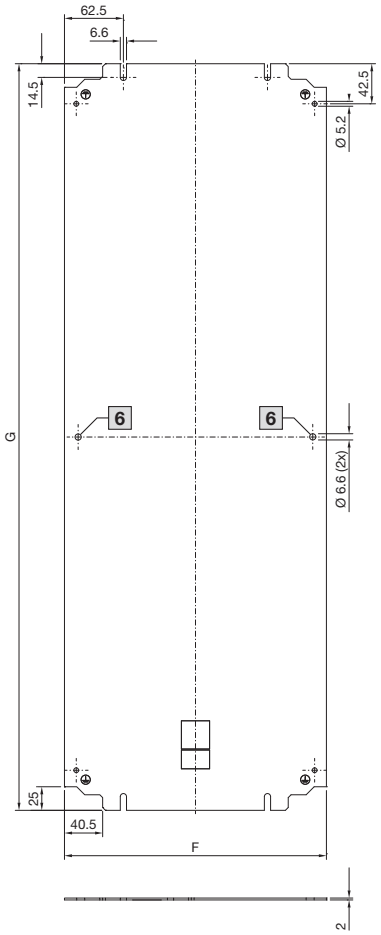

Detail Y

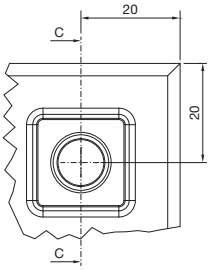

Section C – C

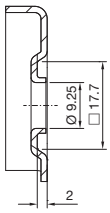

Enclosure
B1 = Enclosure width (overall width)
B2 = Door width
B3 = Clearance width, enclosure opening
B6 = Mounting distance, enclosures
B8 = Overall width, 12.5 mm pitch pattern of holes
H9 = Clearance of L brackets
N = No. of 12.5 mm pitch patterns of holes

H1 = Enclosure height (overall height)
H2 = Door height
H3 = Clearance height, enclosure opening
H6 = Mounting distance, enclosures
H7 = Distance between axes of the mounting holes in the L brackets
B4 = Clearance height between L brackets

T1 = Overall depth
T3 = Installation depth (distance from inside of door to mounting plate)

Mounting plate
F = Mounting plate width
G = Mounting plate height

Model No. KX	Width dimensions mm							Height dimensions mm						Depth dimensions mm		Mounting plate mm	
	B1	B2	B3	B6	B8	B9	N	H1	H2	H3	H6	H7	H8	T1	T3	F	G
1545.000	150	148	127.7	110	25	83	2	300	298	277.7	260	275	259	80	60.9	125	285
1546.000	200	198	177.7	160	75	133	6	200	198	177.7	160	175	159	80	60.9	175	185
1547.000	200	198	177.7	160	75	133	6	400	398	377.7	360	375	359	80	60.9	175	385
1548.000	150	148	127.7	110	25	83	2	300	298	277.7	260	275	259	120	100.9	125	285
1549.000	200	198	177.7	160	75	133	6	200	198	177.7	160	175	159	120	100.9	175	185
1550.000	200	198	177.7	160	75	133	6	400	298	377.7	360	375	359	120	100.9	175	385
1551.000	150	148	127.7	110	25	83	2	150	148	127.7	110	125	109	80	60.9	125	135
1552.000	200	198	177.7	160	75	133	6	300	298	277.7	260	275	259	80	60.9	175	285
1553.000	150	148	127.7	110	25	83	2	150	148	127.7	110	125	109	120	100.9	125	135
1554.000	200	198	177.7	160	75	133	6	300	298	277.7	260	275	259	120	100.9	175	285
1555.000	300	298	277.7	260	175	233	14	300	298	277.7	260	275	259	120	100.9	275	285
1556.000	300	298	277.7	260	175	233	14	400	398	377.7	360	375	359	120	100.9	275	385
1557.000	200	198	177.7	160	75	133	6	500	498	477.7	460	475	459	120	100.9	175	485
1574.000	200	198	177.7	160	75	133	6	300	298	277.7	260	275	259	155	135.9	175	285
1575.000	300	298	277.7	260	175	233	14	300	298	277.7	260	275	259	155	135.9	275	285
1576.000	380	378	357.7	340	275	333	22	300	298	277.7	260	275	259	155	135.9	275	365
1577.000	300	298	277.7	260	175	233	14	400	398	377.7	360	375	359	155	135.9	275	385
1578.000	300	298	277.7	260	175	233	14	600	598	577.7	560	575	559	155	135.9	275	585
1579.000	300	298	277.7	260	175	233	14	800	798	777.7	760	775	759	155	135.9	275	785

Small enclosures KX, sheet steel

Bus enclosure KX

Section A – A

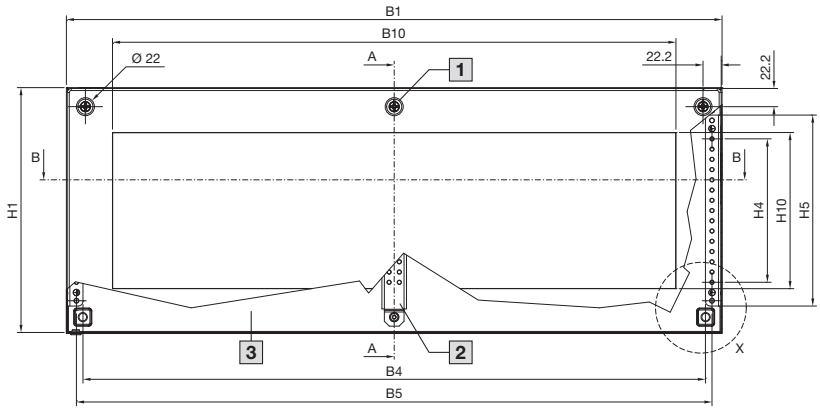

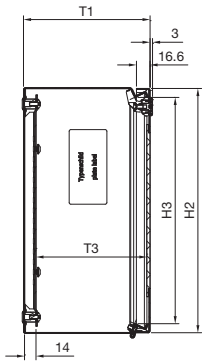

Section B – B

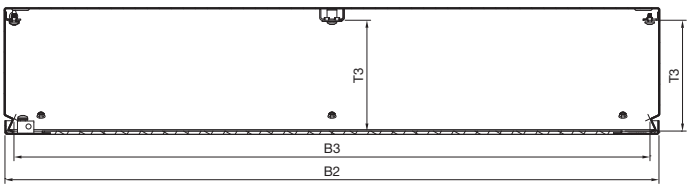

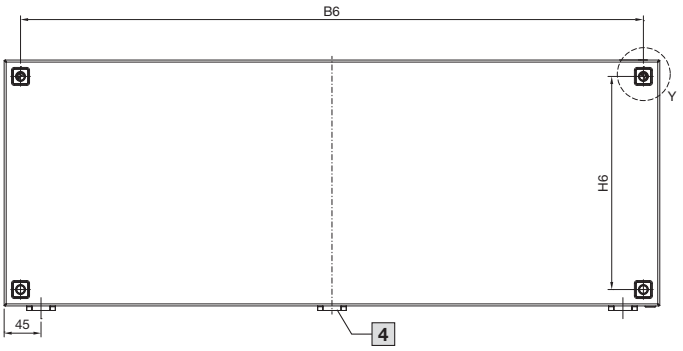

Enclosure

B1 = Enclosure width (overall width)
B2 = Cover width
B3 = Clearance width, enclosure opening
B4 = Clearance width between L brackets
B5 = Distance between axes of the mounting holes in the L brackets
B6 = Mounting distance, enclosures
B10 = Viewing window width

H1 = Enclosure height (overall height)
H2 = Cover height
H3 = Clearance height, enclosure opening
H4 = Overall height, 12.5 mm pitch pattern of holes
H5 = Clearance of L brackets
H6 = Mounting distance, enclosures
H10 = Viewing window height
N = No. of 12.5 mm pitch patterns of holes

T1 = Overall depth
T3 = Installation depth (distance from inside of viewing window cover to L bracket or central bar)

Detail X

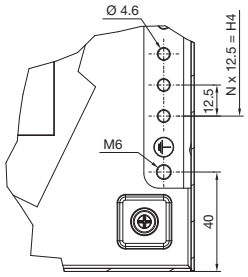

Detail Y

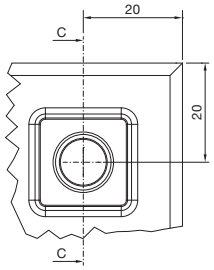

Section C – C

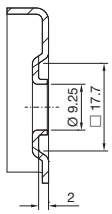

1 Central lock where B1 > 500 mm
2 Only for KX 1613.000
3 Internal view
4 Central hinge where B1 > 600 mm

Model No. KX	Width dimensions mm							Height dimensions mm								Depth dimensions mm	
	B1	B2	B3	B4	B5	B6	B10	H1	H2	H3	H4	H5	H6	H10	N	T1	T3
1610.000	400	398	377.7	359.5	375.5	360	287.5	200	198	176	75	133	160	90.5	6	155	135.2
1611.000	400	398	377.7	359.5	375.5	360	287.5	300	298	276	175	233	260	190.5	14	155	135.2
1612.000	600	598	577.7	559.5	575.5	560	487.5	300	298	276	175	233	260	190.5	14	155	135.2
1613.000	800	798	777.7	759.5	775.5	760	687.5	300	298	276	175	233	260	190.5	14	155	135.2

Terminal boxes KX

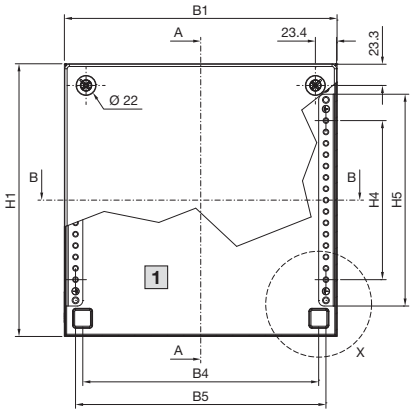

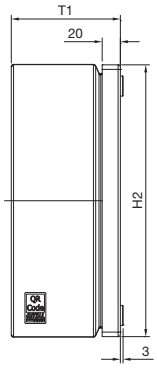

Section A – A

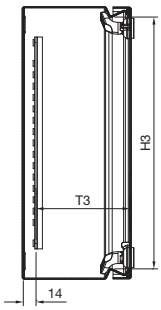

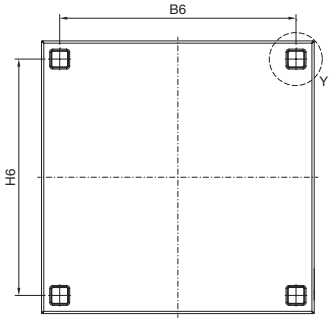

3 Internal view

Section B – B

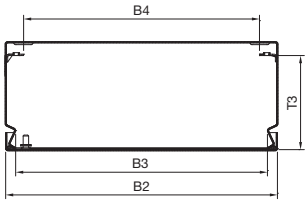

Detail X

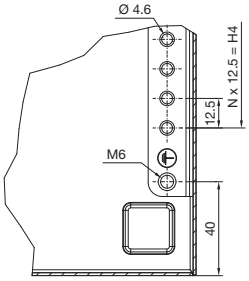

Enclosure

B1 = Enclosure width (overall width)
B2 = Cover width
B3 = Clearance width, enclosure opening
B4 = Clearance width between L brackets
B5 = Distance between axes of the mounting holes in the L brackets
B6 = Mounting distance, enclosures

H1 = Enclosure height (overall height)
H2 = Cover height
H3 = Clearance height, enclosure opening
H4 = Overall height, 25 mm pitch pattern of holes
H5 = Clearance of L brackets
H6 = Mounting distance, enclosures
N = No. of 25 mm pitch patterns of holes

T1 = Overall depth
T3 = Installation depth (distance from inside of cover to L bracket)

Detail Y

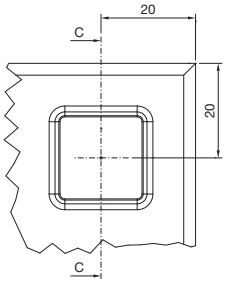

Section C – C

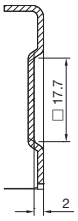

Model No. KX	Width dimensions mm						Height dimensions mm							Depth dimensions mm	
	B1	B2	B3	B4	B5	B6	H1	H2	H3	H4	H5	H6	N	T1	T3
1560.000	150	149	127	109.5	125.5	110	150	149	127	25	83	110	2	80	63.5
1561.000	300	299	277	259.5	275.5	260	150	149	127	25	83	110	2	80	63.5
1562.000	200	199	177	159.5	175.5	160	200	199	177	75	133	160	6	80	63.5
1563.000	300	299	277	259.5	275.5	260	200	199	177	75	133	160	6	80	63.5
1564.000	150	149	127	109.5	125.5	110	150	149	127	25	83	110	2	120	103.5
1565.000	200	199	177	159.5	175.5	160	200	199	177	75	133	160	6	120	103.5
1566.000	300	299	277	259.5	275.5	260	200	199	177	75	133	160	6	120	103.5
1567.000	300	299	277	259.5	275.5	260	300	299	277	175	233	260	14	120	103.5
1568.000	400	399	377	359.5	375.5	360	200	199	177	75	133	160	6	120	103.5
1569.000	400	399	377	359.5	375.5	360	300	299	277	175	233	260	14	120	103.5

Small enclosures KX, stainless steel

E-Box KX

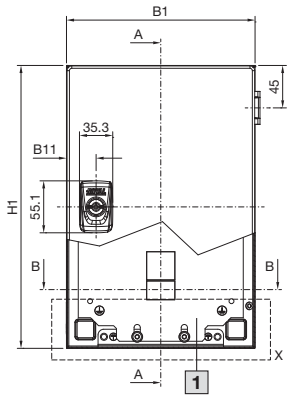

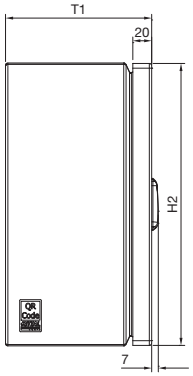

Section A – A

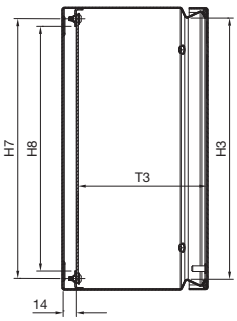

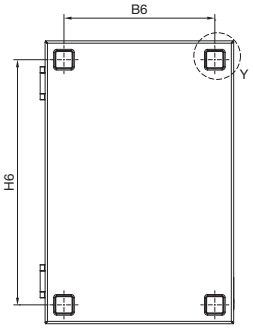

Section B – B

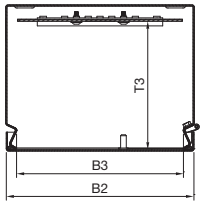

Detail X

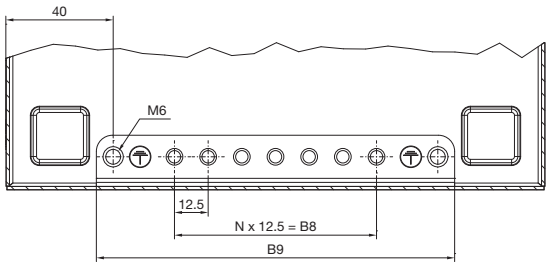

Mounting plate

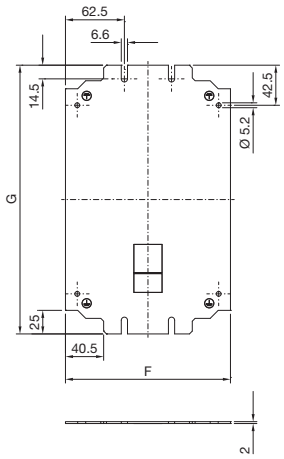

Enclosure
B1 = Enclosure width (overall width)
B2 = Door width
B3 = Clearance width, enclosure opening
B6 = Mounting distance, enclosures
B8 = Overall width, 12.5 mm pitch pattern of holes
H9 = Clearance of L brackets
B11 = Distance from centre of lock cut-out to door edge
N = No. of 12.5 mm pitch patterns of holes

H1 = Enclosure height (overall height)
H2 = Door height
H3 = Clearance height, enclosure opening
H6 = Mounting distance, enclosures
H7 = Distance between axes of the mounting holes in the L brackets
B4 = Clearance height between L brackets

T1 = Overall depth
T3 = Installation depth (distance from inside of door to L bracket)

Mounting plate
F = Mounting plate width
G = Mounting plate height

KX 1588.000
Interior installation rotated through 90°
(L bracket and mounting plate attachment left and right)

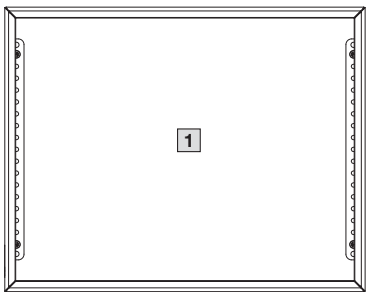

3 Internal view

Detail Y

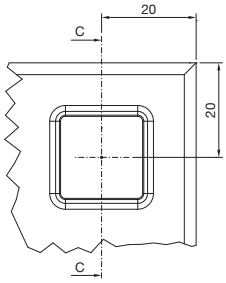

Section C – C

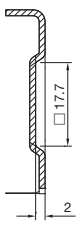

Model No. KX	Width dimensions mm								Height dimensions mm						Depth dimensions mm		Mounting plate mm	
	B1	B2	B3	B6	B8	B9	B11	N	H1	H2	H3	H6	H7	H8	T1	T3	F	G
1301.000	200	199.5	177	160	75	133	31.3	6	300	299.5	277	260	259.5	275.5	155	136.5	175	285
1584.000	200	199	177	160	75	133	30.8	6	300	299	277	260	259.5	275.5	120	101.5	175	285
1587.000	200	199	177	160	75	133	30.8	6	300	299	277	260	259.5	275.5	155	136.5	175	285
1588.000	380	379	357	340	175	233	30.8	14	300	299	277	260	259.5	275.5	155	136.5	275	365

Bus enclosure KX

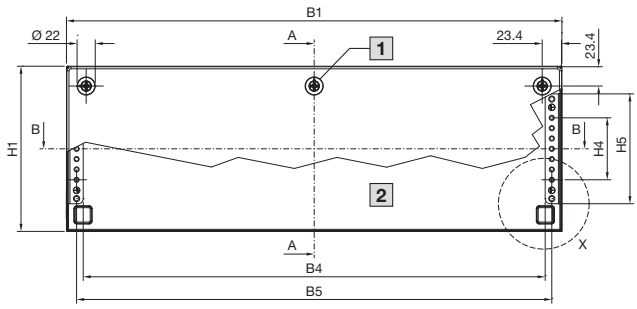

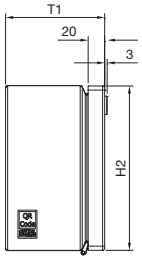

Section A – A

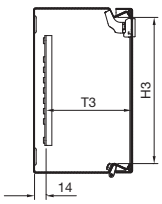

Section B – B

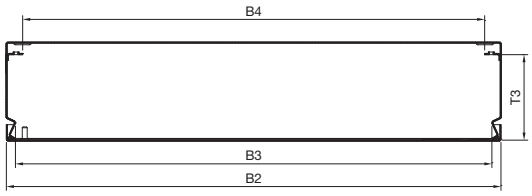

KX 1583.000
Cover rotated through 90°

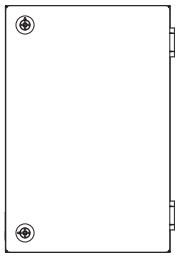

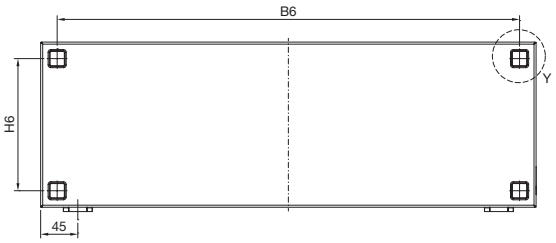

Detail X

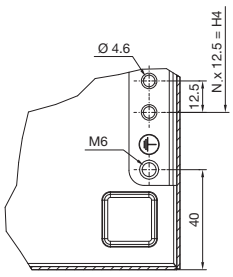

Detail Y

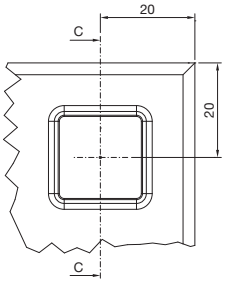

Section C – C

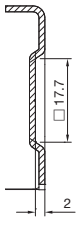

2 Only for KX 1586.000
3 Internal view

Enclosure
B1 = Enclosure width (overall width)
B2 = Cover width
B3 = Clearance width, enclosure opening
B4 = Clearance width between L brackets
B5 = Distance between axes of the mounting holes in the L brackets
B6 = Mounting distance, enclosures

H1 = Enclosure height (overall height)
H2 = Cover height
H3 = Clearance height, enclosure opening
H4 = Overall height, 25 mm pitch pattern of holes
H5 = Clearance of L brackets
H6 = Mounting distance, enclosures
N = No. of 25 mm pitch patterns of holes

T1 = Overall depth
T3 = Installation depth (distance from inside of cover to L bracket)

Model No. KX	Width dimensions mm						Height dimensions mm							Depth dimensions mm	
	B1	B2	B3	B4	B5	B6	H1	H2	H3	H4	H5	H6	N	T1	T3
1583.000	200	199	177	159.5	175.5	160	300	299	277	25	83	260	2	80	63.5
1585.000	400	399	377	359.5	375.5	360	200	199	177	25	83	160	2	120	103.5
1586.000	600	599	577	559.5	575.5	560	200	199	177	75	133	160	6	120	103.5

Rittal – The System.

Faster – better – everywhere.

- Enclosures
- Power Distribution
- Climate Control
- IT Infrastructure
- Software & Services

You can find the contact details of all
Rittal companies throughout the world here.

www.rittal.com/contact

XWW00196EN1907

ENCLOSURES | POWER DISTRIBUTION | CLIMATE CONTROL | IT INFRASTRUCTURE | SOFTWARE & SERVICES

FRIEDHELM LOH GROUP