CCGT

PRAMET

	IC [mm]	D1 [mm]	L [mm]	S [mm]
0602	6.350	2.80	6.40	2.38
0602-SF3	6.350	2.80	6.40	2.58
0803-AL	7.940	3.40	8.10	3.43
0803-SF3	7.940	3.40	8.10	3.43
09T3	9.525	4.40	9.70	3.97
09T3-SF3	9.525	4.40	9.70	4.22
1204	12.700	5.50	12.90	4.76
1204-SF3	12.700	5.50	12.90	5.01

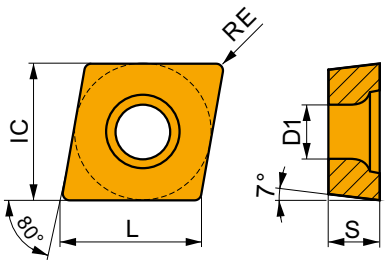

Suitability and starting values for cutting speed (vc), feed (f) and depth of cut (ap). Refer to our Machining Calculator app for further calculations.

Product		RE [mm]	P vc [m/min]	P f [mm/rev]	P ap [mm]	M vc [m/min]	M f [mm/rev]	M ap [mm]	K vc [m/min]	K f [mm/rev]	K ap [mm]	N vc [m/min]	N f [mm/rev]	N ap [mm]	S vc [m/min]	S f [mm/rev]	S ap [mm]	H vc [m/min]	H f [mm/rev]	H ap [mm]
																				
			F																	
AL geometry with highly positive design for fine-finish to rough machining, continuous to slightly interrupted cuts.																				
CCGT 060202F-AL	**HF7**	0.2	–	–	–	–	–	–	–	–	–	450	0.12	1.0	–	–	–	–	–	–
	T0315	0.2	–	–	–	–	–	–	–	–	–	645	0.12	1.0	–	–	–	–	–	–
CCGT 060204F-AL	**HF7**	0.4	–	–	–	–	–	–	–	–	–	360	0.24	1.0	–	–	–	–	–	–
	T0315	0.4	–	–	–	–	–	–	–	–	–	525	0.24	1.0	–	–	–	–	–	–
CCGT 080302F-AL	**T0315**	0.2	–	–	–	–	–	–	–	–	–	645	0.12	1.0	–	–	–	–	–	–
CCGT 080304F-AL	**HF7**	0.4	–	–	–	–	–	–	–	–	–	360	0.24	1.0	–	–	–	–	–	–
	T0315	0.4	–	–	–	–	–	–	–	–	–	525	0.24	1.0	–	–	–	–	–	–
CCGT 09T302F-AL	**HF7**	0.2	–	–	–	–	–	–	–	–	–	450	0.12	1.0	–	–	–	–	–	–
	T0315	0.2	–	–	–	–	–	–	–	–	–	645	0.12	1.0	–	–	–	–	–	–
CCGT 09T304F-AL	**HF7**	0.4	–	–	–	–	–	–	–	–	–	345	0.24	1.5	–	–	–	–	–	–
	T0315	0.4	–	–	–	–	–	–	–	–	–	495	0.24	1.5	–	–	–	–	–	–
CCGT 09T308F-AL	**HF7**	0.8	–	–	–	–	–	–	–	–	–	315	0.48	1.5	–	–	–	–	–	–
	T0315	0.8	–	–	–	–	–	–	–	–	–	450	0.48	1.5	–	–	–	–	–	–
CCGT 120404F-AL	**HF7**	0.4	–	–	–	–	–	–	–	–	–	330	0.24	2.4	–	–	–	–	–	–
	T0315	0.4	–	–	–	–	–	–	–	–	–	480	0.24	2.4	–	–	–	–	–	–
CCGT 120408F-AL	**HF7**	0.8	–	–	–	–	–	–	–	–	–	300	0.48	2.4	–	–	–	–	–	–
	T0315	0.8	–	–	–	–	–	–	–	–	–	435	0.48	2.4	–	–	–	–	–	–
	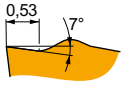																			
			U		E															
FF2 geometry with positive design for fine-finish to finish machining, continuous to slightly interrupted cuts.																				
CCGT 09T302E-FF2	**T7325**	0.2	235	0.05	1.0	–	–	–	–	–	–	–	–	–	–	–	–	–	–	–
	T9325	0.2	345	0.05	1.0	–	–	–	325	0.05	1.0	–	–	–	–	–	–	–	–	–
	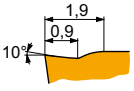																			
			U		E															
NF1 geometry with positive design for fine-finish to medium machining and continuous cuts.																				
CCGT 060204E-NF1	**H07**	0.4	–	–	–	95	0.09	0.8	–	–	–	485	0.12	0.8	45	0.07	0.6	–	–	–
	T6310	0.4	180	0.10	0.8	125	0.09	0.8	–	–	–	540	0.12	0.8	50	0.07	0.6	35	0.15	1.0
	T7325	0.4	210	0.10	0.8	160	0.09	0.8	–	–	–	–	–	–	65	0.07	0.6	–	–	–
CCGT 060208E-NF1	**T6310**	0.8	205	0.12	0.8	145	0.11	0.8	–	–	–	615	0.14	0.8	60	0.11	0.6	40	0.15	1.0
	T7325	0.8	235	0.12	0.8	180	0.11	0.8	–	–	–	–	–	–	75	0.11	0.6	–	–	–
CCGT 09T304E-NF1	**H07**	0.4	–	–	–	90	0.09	1.2	–	–	–	470	0.12	1.2	45	0.07	1.0	–	–	–
	T6310	0.4	175	0.10	1.2	125	0.09	1.2	–	–	–	525	0.12	1.2	50	0.07	1.0	35	0.15	1.0
	T7325	0.4	200	0.10	1.2	155	0.09	1.2	–	–	–	–	–	–	65	0.07	1.0	–	–	–
CCGT 09T308E-NF1	**T6310**	0.8	190	0.14	1.2	135	0.13	1.2	–	–	–	570	0.17	1.2	55	0.13	1.0	35	0.15	1.0
	T7325	0.8	215	0.14	1.2	165	0.13	1.2	–	–	–	–	–	–	65	0.13	1.0	–	–	–

Suitability and starting values for cutting speed (vc), feed (f) and depth of cut (ap). Refer to our Machining Calculator app for further calculations.

Product		RE	P			M			K			N			S			H		
		[mm]	vc [m/min]	f [mm/rev]	ap [mm]	vc [m/min]	f [mm/rev]	ap [mm]	vc [m/min]	f [mm/rev]	ap [mm]	vc [m/min]	f [mm/rev]	ap [mm]	vc [m/min]	f [mm/rev]	ap [mm]	vc [m/min]	f [mm/rev]	ap [mm]
	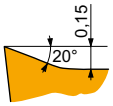																			
SF3 geometry with highly positive design for fine to finish machining, and continuous cuts.																				
CCGT 060201E-SF3	**T6310**	0.1	200	0.05	0.5	140	0.05	0.5	160	0.05	0.5	600	0.06	0.5	60	0.04	0.4	40	0.15	1.0
CCGT 060202E-SF3	**H07**	0.2	–	–	–	120	0.05	0.8	190	0.05	0.8	605	0.06	0.8	60	0.04	0.6	–	–	–
	T6310	0.2	205	0.05	0.8	145	0.05	0.8	165	0.05	0.8	615	0.06	0.8	60	0.04	0.6	40	0.15	1.0
	T8315	0.2	215	0.05	0.8	125	0.05	0.8	200	0.05	0.8	645	0.06	0.8	50	0.04	0.6	40	0.15	1.0
CCGT 060204E-SF3	**H07**	0.4	–	–	–	95	0.09	0.8	150	0.10	0.8	485	0.12	0.8	45	0.07	0.6	–	–	–
	T6310	0.4	180	0.10	0.8	125	0.09	0.8	145	0.10	0.8	540	0.12	0.8	50	0.07	0.6	35	0.15	1.0
	T8315	0.4	190	0.10	0.8	110	0.09	0.8	180	0.10	0.8	570	0.12	0.8	45	0.07	0.6	35	0.15	1.0
CCGT 080302E-SF3	**T6310**	0.2	205	0.05	0.8	145	0.05	0.8	165	0.05	0.8	615	0.06	0.8	60	0.04	0.6	40	0.15	1.0
	T8315	0.2	215	0.05	0.8	125	0.05	0.8	200	0.05	0.8	645	0.06	0.8	50	0.04	0.6	40	0.15	1.0
CCGT 080304E-SF3	**H07**	0.4	–	–	–	95	0.09	1.0	150	0.10	1.0	485	0.12	1.0	45	0.07	0.8	–	–	–
	T6310	0.4	180	0.10	1.0	125	0.09	1.0	145	0.10	1.0	540	0.12	1.0	50	0.07	0.8	35	0.15	1.0
	T8315	0.4	190	0.10	1.0	110	0.09	1.0	180	0.10	1.0	570	0.12	1.0	45	0.07	0.8	35	0.15	1.0
CCGT 09T301E-SF3	**T6310**	0.1	200	0.05	0.5	140	0.05	0.5	160	0.05	0.5	600	0.06	0.5	60	0.04	0.4	40	0.15	1.0
CCGT 09T302E-SF3	**H07**	0.2	–	–	–	120	0.05	0.8	190	0.05	0.8	605	0.06	0.8	60	0.04	0.6	–	–	–
	T6310	0.2	205	0.05	0.8	145	0.05	0.8	165	0.05	0.8	615	0.06	0.8	60	0.04	0.6	40	0.15	1.0
	T8315	0.2	215	0.05	0.8	125	0.05	0.8	200	0.05	0.8	645	0.06	0.8	50	0.04	0.6	40	0.15	1.0
CCGT 09T304E-SF3	**H07**	0.4	–	–	–	95	0.09	1.0	150	0.10	1.0	485	0.12	1.0	45	0.07	0.8	–	–	–
	T6310	0.4	180	0.10	1.0	125	0.09	1.0	145	0.10	1.0	540	0.12	1.0	50	0.07	0.8	35	0.15	1.0
	T8315	0.4	190	0.10	1.0	110	0.09	1.0	180	0.10	1.0	570	0.12	1.0	45	0.07	0.8	35	0.15	1.0
CCGT 09T308E-SF3	**H07**	0.8	–	–	–	110	0.09	1.0	175	0.10	1.0	565	0.12	1.0	55	0.08	0.8	–	–	–
	T6310	0.8	210	0.10	1.0	150	0.09	1.0	165	0.10	1.0	630	0.12	1.0	60	0.08	0.8	40	0.15	1.0
	T8315	0.8	225	0.10	1.0	135	0.09	1.0	210	0.10	1.0	675	0.12	1.0	55	0.08	0.8	45	0.15	1.0
CCGT 120404E-SF3	**T6310**	0.4	180	0.10	1.0	125	0.09	1.0	145	0.10	1.0	540	0.12	1.0	50	0.07	0.8	35	0.15	1.0
CCGT 120408E-SF3	**H07**	0.8	–	–	–	105	0.12	1.0	165	0.12	1.0	525	0.14	1.0	50	0.11	0.8	–	–	–
	T6310	0.8	200	0.12	1.0	140	0.12	1.0	160	0.12	1.0	600	0.14	1.0	60	0.11	0.8	40	0.15	1.0
	T8315	0.8	210	0.12	1.0	125	0.12	1.0	195	0.12	1.0	630	0.14	1.0	50	0.11	0.8	40	0.15	1.0
																				
ER-SI geometry with positive right-handed design for fine-finish machining, and continuous cuts.																				
CCGT 060202ER-SI	**T8330**	0.2	215	0.10	0.8	125	0.09	0.8	200	0.10	0.8	–	–	–	50	0.08	0.6	–	–	–
	T8430	0.2	260	0.10	0.8	140	0.09	0.8	215	0.10	0.8	–	–	–	55	0.08	0.6	–	–	–
CCGT 060204ER-SI	**T8315**	0.4	225	0.12	0.8	135	0.11	0.8	210	0.12	0.8	–	–	–	55	0.10	0.6	–	–	–
	T8330	0.4	215	0.12	0.8	125	0.11	0.8	200	0.12	0.8	–	–	–	50	0.10	0.6	–	–	–
	T8430	0.4	260	0.12	0.8	140	0.11	0.8	215	0.12	0.8	–	–	–	55	0.10	0.6	–	–	–
CCGT 09T304ER-SI	**T8315**	0.4	205	0.17	0.8	120	0.15	0.8	190	0.17	0.8	–	–	–	50	0.15	0.6	–	–	–
	T8330	0.4	195	0.17	0.8	115	0.15	0.8	185	0.17	0.8	–	–	–	45	0.15	0.6	–	–	–
	T8430	0.4	230	0.17	0.8	125	0.15	0.8	185	0.17	0.8	–	–	–	45	0.15	0.6	–	–	–
CCGT 120408ER-SI	**T8330**	0.8	205	0.23	1.0	120	0.21	1.0	190	0.23	1.0	–	–	–	50	0.21	0.8	–	–	–
	T8430	0.8	230	0.24	1.0	125	0.22	1.0	185	0.24	1.0	–	–	–	45	0.22	0.8	–	–	–
																				
EL-SI geometry with positive left-handed design for fine-finish machining, and continuous cuts.																				
CCGT 060202EL-SI	**T8330**	0.2	215	0.10	0.8	125	0.09	0.8	200	0.10	0.8	–	–	–	50	0.08	0.6	–	–	–
	T8430	0.2	260	0.10	0.8	140	0.09	0.8	215	0.10	0.8	–	–	–	55	0.08	0.6	–	–	–
CCGT 060204EL-SI	**T8315**	0.4	225	0.12	0.8	135	0.11	0.8	210	0.12	0.8	–	–	–	55	0.10	0.6	–	–	–
	T8330	0.4	215	0.12	0.8	125	0.11	0.8	200	0.12	0.8	–	–	–	50	0.10	0.6	–	–	–
	T8430	0.4	260	0.12	0.8	140	0.11	0.8	215	0.12	0.8	–	–	–	55	0.10	0.6	–	–	–
CCGT 09T304EL-SI	**T8315**	0.4	205	0.17	0.8	120	0.15	0.8	190	0.17	0.8	–	–	–	50	0.15	0.6	–	–	–
	T8330	0.4	195	0.17	0.8	115	0.15	0.8	185	0.17	0.8	–	–	–	45	0.15	0.6	–	–	–
	T8430	0.4	230	0.17	0.8	125	0.15	0.8	185	0.17	0.8	–	–	–	45	0.15	0.6	–	–	–
CCGT 120408EL-SI	**T8330**	0.8	205	0.23	1.0	120	0.21	1.0	190	0.23	1.0	–	–	–	50	0.21	0.8	–	–	–
	T8430	0.8	230	0.24	1.0	125	0.22	1.0	185	0.24	1.0	–	–	–	45	0.22	0.8	–	–	–