SAFETY INSTRUCTIONS

AF(C)09...38(Z)(B), NF(C)(Z)(B)22...80E, CA4, CAL4, CAT4, CC4, LDC4, RV4, RC4

Contactors AF, contactor relays NF and accessories

Doc.no.1SBC101027M6801 (03/23)



ar	تحذير: جهد كهربائي خطر! راجع تعليمات التشغيل. افصل الكهرباء وقم بتأمينها قبل العمل في هذا الجهاز تنبيه! يجب عدم التركيب إلا من خلال شخص على دراية بمجال التقنية الكهربائية .
bg	Предупреждение: Опасно напрежение! Вижте инструкциите за работа. Изключете и блокирайте захранването преди. да работите с устройството. Внимание! Да се монтира само от експерт електротехник.
cs	Varování: Nebezpečné napětí! Viz návod k obsluze. Před zahájením prací na tomto zařízení odpojte a uzamkněte napájení. Pozor! Toto zařízení smí instalovat pouze osoba s elektrotechnickou odborností.
da	Advarsel: Farlig elektrisk spænding! Se installationsinstruktioner. Frakobl enheden, og afbryd strømforsyningen, før du arbejder med denne enhed. Giv agt! Installation må kun foretages af personer med elektroteknisk ekspertise.
de	Warnung: Gefährliche Spannung! Siehe Installationsanleitung. Vor dem Arbeiten Gerät ausschalten und von der Spannungsversorgung trennen. Achtung! Installation nur durch elektrotechnische Fachkraft.
el	Προειδοποίηση: Επικίνδυνη τάση! Ανατρέξτε στις οδηγίες λειτουργίας. Αποσυνδέστε και απομονώστε την παροχή ισχύος προτού ξε κινήσετε τις εργασίες σε αυτήν τη συσκευή. Προσοχή! Η εγκατάσταση πρέπει να γίνεται μόνο από αδειούχο ηλεκτρολόγο εγκαταστάτη.
en	Warning: Hazardous voltage! Refer to installation instructions. Disconnect and lock out power before working on this device. Attention! Installation by person with electrotechnical expertise only.
es	Advertencia: ¡Tensión peligrosa! Consulte las instrucciones de instalación. Antes de trabajar con este dispositivo, desconecte y bloquee la corriente. ¡Atención! La instalación debe ser realizada únicamente por un técnico electricista.
et	Hoiatus: Elektrilöögi oht! Lisateavet vaadake kasutusjuhendist. Enne selle seadmega töötamist ühendage lahti ja lukustage toide. Tähelepanu! Seadet tohib paigaldada ainult elektrotehnilise kogemusega isik.
fi	Varoitus: Vaarallinen jännite! Katso asennusohje. atkaise virta ja estä virran kytkeminen lukituksella ennen töiden aloittamista. Huomio! Asennuksen saa suorittaa vain henkilö, jolla on kokemusta sähkötekniikasta.
fr	Avertissement: Tension dangereuse! Consultez les consignes d'installation. Débranchez et verrouillez l'alimentation électrique avant d'entreprendre des travaux sur cet appareil. Attention! L'installation doit être effectuée uniquement par une personne ayant une expertise en électrotechnique.
hr	Upozorenje: Opasan napon! Pogledajte upute za ugradnju. Odspojite i isključite struju prije rada na ovom uređaju. Pažnja! Ugradnja je dopuštena samo osobama stručnim u području elektrotehnike.
hu	Figyelmeztetés: Veszélyes feszültség! Lásd a használati utasítást. Válassza le és zárja ki az áramellátást, mielőtt a berendezésen dolgozni kezd. Figyelem! Az üzembe helyezést csak elektrotechnikai szakértelemmel rendelkező személy végezheti el.
it	Attenzione: Tensione pericolosa! Fare riferimento alle istruzioni per l'uso. Prima di intervenire su questo dispositivo, scollegare e isolare tutte le fonti di alimentazione. Attenzione! L'installazione deve essere eseguita esclusivamente da un installatore qualificato.
lt	Įspėjimas: Pavojinga įtampa! Žr. naudojimo instrukcijas. Atjunkite ir laikinai užblokuokite maitinimą prieš dirbdami su šiuo įrenginiu. Dėmesio! Įrengti gali tik asmuo, turintis elektrotechniko patirties.
lv	Brīdinājums: Bīstams spriegums! Skatiet darba norādījumus. Pirms sākat darbu ar šo ierīci, atvienojiet un bloķējiet strāvas padevi. Uzmanību! Uzstādīšanu drīkst veikt tikai persona ar zināšanām par elektrotehniku.
nl	Waarschuwing: Gevaarlijke spanning! Raadpleeg de installatie-instructies. Koppel dit apparaat los van de stroomvoorziening voordat u werkzaamheden uitvoert. Let op! Installatie mag alleen worden uitgevoerd door een monteur met elektrotechnische expertise.
no	Advarsel: Farlig spenning! Se i bruksanvisningen. Koble fra og steng av strømmen før du arbeider på denne enheten. Forsiktig! Montering skal kun utføres av kvalifiserte personer med elektrokompetanse.
pl	Ostrzeżenie: Niebezpieczne napięcie! Patrz: instrukcja instalacji. Przed rozpoczęciem wykonywania pracy z tym urządzeniem odłącz i zablokuj zasilanie. Uwaga! Montaż może wykonywać wyłącznie osoba posiadająca doświadczenie elektrotechniczne.
pt	Aviso: Tensão perigosa! Consulte as instruções de instalação. Desconecte e desligue a energia elétrica antes de trabalhar nesse dispositivo. Atenção! A instalação deve ser feita apenas por uma pessoa com especialidade eletrotécnica.
ro	Avertisment: Tensiune electrică periculoasă! Consultați instrucțiunile de utilizare. Deconectați și închideți sursa de energie înainte de a lucra cu acest dispozitiv. Atenție! Instalarea trebuie realizată doar de către o persoană cu expertiză electrotehnică.
ru	Предупреждение: Опасное электрическое напряжение! Обратитесь к инструкциям по монтажу. Отключите электропитание и обеспечьте безопасность перед началом работ. Внимание! Монтаж должен выполняться только специалистом по электротехническим работам.
sk	Výstraha: Nebezpečné napätie! Pozrite si návod na použitie. Pred začatím prác na tomto zariadení odpojte a zablokujte napájanie. Pozor! Inštaláciu smie vykonávať len osoba s odbornými znalosťami v oblasti elektrotechniky.
sl	Opozorilo: Nevarna napetost! Glejte navodila za uporabo. Pred delom na tej napravi izklopite in zaklenite električno napajanje. Pozor! Namestitev sme izvesti samo elektrotehnični strokovnjak.
sv	Varning: Livsfarlig spänning! Se i bruksanvisningen. Frånkoppla och blockera anläggning eller en anläggningsdel innan arbete utförs. Obs! Får endast installeras av behörig elektriker.
tr	Uyarı: Tehlikeli gerilim! Montaj talimatlarına bakın. Bu cihaz üzerinde çalışmadan önce elektriği kesin ve kilitleyin. Dikkat! Yalnızca elektroteknik uzmanlığa sahip kişiler tarafından kurulabilir.
zh	警告：高压危险! 请参见操作手册。操作本设备前请断开并锁定电源。注意！安装仅限专业电工人员。

INSTALLATION INSTRUCTIONS

AF(C)09...38(Z)(B), NF(C)(Z)(B)22...80E, CA4, CAL4, CAT4, CC4, LDC4, RV4, RC4

Contactors AF, contactor relays NF and accessories

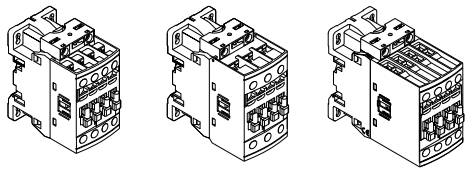

AF(C)09...25(Z)(B)-30-01
AF(C)09...25(Z)(B)-30-10
AF(C)09...16(Z)(B)-40-00
AF(C)09...16(Z)(B)-22-00
AFC16-04-00
NF(C)(Z)(B)22...40E

AF(C)26...38(Z)(B)-30-00

AF(C)26...38(Z)(B)-40-00
AF(C)26...38(Z)(B)-22-00

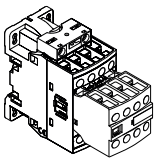

AF09...16(Z)-30-22
NF(C)(Z)(B)44...80E

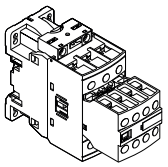

AF26...38(Z)-30-22

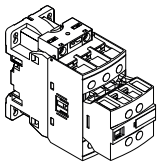

AF26...38(Z)-30-11

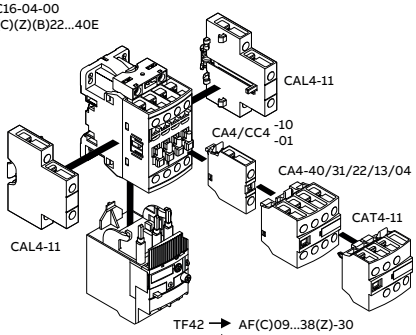

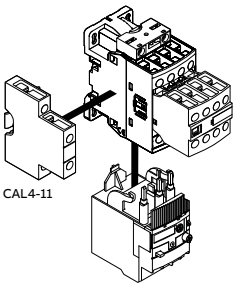

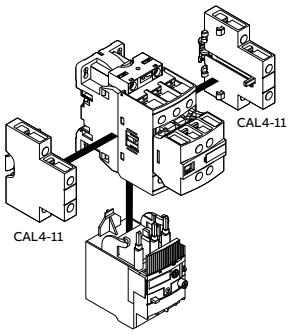

	NF(C)(Z)(B)40E AF(C)09...25(Z)(B)-30-10 AF(C)09...16(Z)(B)-40-00 AF(C)26...38(Z)(B)-30-00	AFC16-04	NF(C)(Z)(B)22...31E AF(C)09...25(Z)(B)-30-01 AF(C)26...38(Z)(B)-40-00 AF(C)09...38(Z)(B)-22-00	NF(C)(Z)(B)44...80E AF09...38(Z)-30-22	AF26...38(Z)-30-11
Pos. 1, 2, 3, 4	max 6 aux contacts* / 4NC**	max 5NO aux contacts* max 1NC** max 2CC4-10 ~~Pos.5~~	max 6 aux contacts* / 3NC**	max 1x CAL4-11	max 2x CAL4-11
Pos. 1 ± 30°, 5	max 6 aux contacts* / 3NC**		max 6 aux contacts* / 2NC**	max 1x CAL4-11	max 2x CAL4-11

⚠ **CC4 : * max 1x CC4-10 + max 1x CC4-01 / CC4-01 : ** max NC-1**

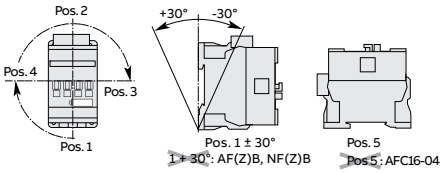

					Rigid Solid	Rigid Stranded				
	AF(C)09...25(Z)(B)	M 3.5 1.5 Nm (13 Lb.in)	Ø 5.5 mm (0.22 in)	Pozidriv N°2	1 or 2 x 1...4 mm² 1 or 2 x AWG 16-10	1 or 2 x 1...6 mm² 1 or 2 x AWG 16-10	1 or 2 x 0.75...6 mm²	1 x 0.75...4 mm² 2 x 0.75...2.5 mm²	10 mm (0.39 in)	< 9.6 mm (0.38 in)
	AF(C)26...38(Z)(B)-30	M 4 2.5 Nm (22 Lb.in)	Ø 6.5 mm (0.26 in)		1 or 2 x 2.5...4 mm² 1 or 2 x AWG 14-10	1 or 2 x 2.5...10 mm² 1 or 2 x AWG 14-8	1 or 2 x 1.5...10 mm²	1 x 1.5...10 mm² 2 x 1.5...4 mm²	14 mm (0.55 in)	< 12.5 mm (0.49 in)
	AF(C)26...38(Z)(B)-40/22	M 4.5 2.5 Nm (22 Lb.in)	Ø 5.5 mm (0.22 in)		1 or 2 x 1.5...4 mm² 1 or 2 x AWG 16-10	1 or 2 x 1.5...16 mm² 1 or 2 x AWG 16-6	1 or 2 x 1.5...16 mm²	1 or 2 x 1.5...16 mm²	12 mm (0.47 in)	-
	NF(C)(Z)(B).. AF(C)09...25(Z)(B)-30-10 AF(C)09...25(Z)(B)-30-01 AF09...38(Z)-30-22 AF26...38(Z)-30-11	M 3.5 1.2 Nm (11 Lb.in)	Ø 5.5 mm (0.22 in)		1 or 2 x 1...2.5 mm² 1 or 2 x AWG 18-14		1 or 2 x 0.75...2.5 mm²	1 x 0.75...2.5 mm² 2 x 0.75...1.5 mm²	10 mm (0.39 in)	< 8 mm (0.31 in)
	NF(C)(Z)(B).. AF(C)09...38(Z)(B) LDC4 RV4.../RC4...									
	CA4-.. CC4-.. CAT4-.. CAL4-11									

Push-in / Spring	Wiring / Unwiring		Rigid Solid				
LDC4K	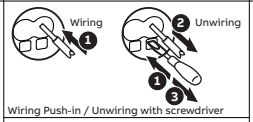 Wiring Push-in / Unwiring with screwdriver	Ø 3 mm (0.12 in) x 0.5 mm (0.02 in)	1 or 2 x 1...2.5 mm² 1 or 2 x AWG 18-14	1 or 2 x 1...2.5 mm²	1 or 2 x 1...1.5 mm²	-	10 mm (0.39 in)
CA(L)4-..K	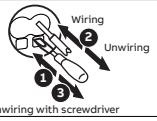 Wiring / Unwiring with screwdriver			1 or 2 x 0.5...2.5 mm²	1 or 2 x 0.5...1.5 mm²	1 or 2 x 0.5...2.5 mm²	

INSTALLATION INSTRUCTIONS

AF(C)09...38(Z)(B), NF(C)(Z)(B)22...80E, CA4, CAL4, CAT4, CC4, LDC4, RV4, RC4

Contactors AF, contactor relays NF and accessories

According to UL60947-4-1 and CSA C22.2 NO. 60947-4-1, for use on a circuit capable of delivering not more than the max. symmetrical amperes at the max. voltage shown in the table below.
WARNING : if opening of BCP, controller shall be examined and replaced if damaged.

Max short-circuit at 480 V, 600 V (kA)	AF(C)09...12		AF(C)16,AFC25		AF(C)26-30		AF(C)30...38-30	
	max Fuse		max Fuse		max Fuse		max Fuse	
	30 A/RK5	30 A/J	60 A/RK5	60 A/J	60 A/RK5	60 A/J	100 A/RK5	100 A/J
	5	100	5	100	5	100	5	100

Max short-circuit at	AF(C)09...25	AF(C)26...38-30
	Circuit Breaker XT2V125 (60 A)	Circuit Breaker XT2V125 (125 A)
480 V (kA)	10	100
600 V (kA)	10	42

Acc. to UL60947-4-1 and CSA C22.2
NO. 60947-4-1 min. enclosure for:
AF(C)09...25(Z)(B), NF(C)(Z)(B)..: 180 x 130 x 150 mm
AF(C)26...38(Z)(B)-30: 255 x 180 x 175 mm
AF(C)26...38(Z)(B)-40/22: 180 x 130 x 175 mm

A1 / A2
Uc ≥ 24 V 50/60 Hz
Uc ≥ 20 V DC
→ NF(B).., NFZ(B)..
→ AF09...38(B)
→ AF09...38Z(B)

A1 / A2
Uc = 24-60 V 50/60 Hz
→ NF..-41
→ AF09...38-..-41

A1 / A2
Uc = 24, ... , 400-415 V 50 Hz/24, ... , 480V 60 Hz
→ NFC22...80E
→ AFC09...38

A1 + / A2 -
Uc = 12-20 VDC
→ AF09...38Z-..-20
→ NFZ..-20

A1 / A2
Uc = 48-130 V 50/60 Hz-DC
→ NF..-12
→ AF09...38-..-12

NOTICE: This product has been designed for environment A. Use of this product in environment B may cause unwanted electromagnetic disturbances in which case the user may be required to take adequate mitigation measures.

... V 50/60 Hz	Devices comply to GB21518	Energy efficiency level	Holding power VA
24...250 V	AF09...38(Z)(B)-30..	2	3.5
250...500 V	AF09...16(B)-30.. AF26...38(B)-30..	2 2	5 5.5
24...480 V	AFC09...25-30.. AFC26...38-30..	3 2	9.5 9.5

NFC, AFC09...38 :
LDC4(K) feeder block can be replaced by RC4.. / RV4.. surge suppressor.
When using 2 feeder blocks, one of them can be replaced by RC4.. / RV4.. surge suppressor.

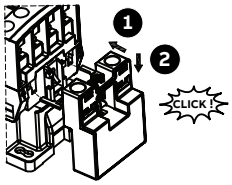

NF(C)(Z)(B)..
AF(C)09...38(Z)(B)

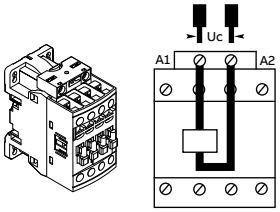

NF(C)(Z)(B)..
AF(C)09...38(Z)(B)

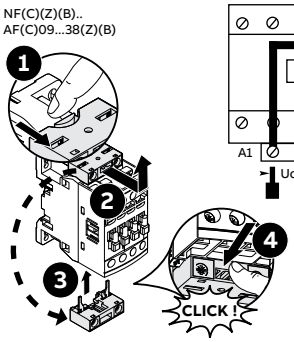

NF(C)(Z)(B).. + LDC4(K)
AF(C)09...38(Z)(B) + LDC4(K)

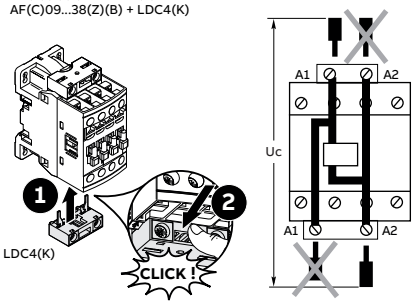

NF(C)(Z)(B).. + CAT4-..
AF(C)09...38(Z)(B) + CAT4-..

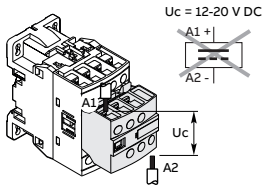

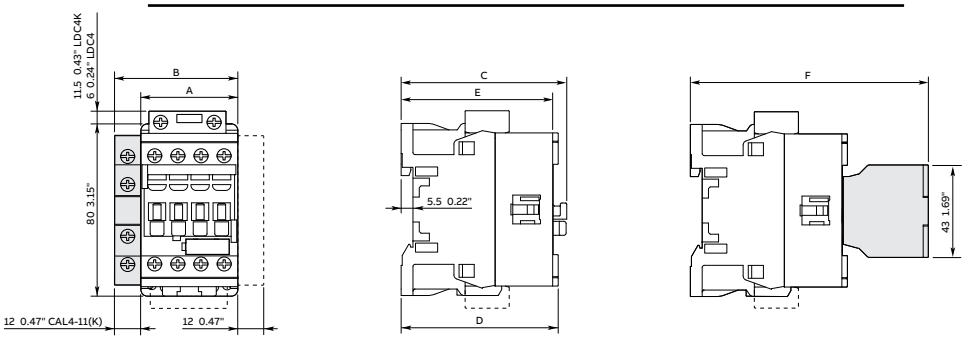

	A mm inch	B mm inch	C mm inch	D mm inch	E mm inch	F mm inch CA4(K) CC4	F mm inch CAT4
AF(C)09...25(Z)(B) NF(C)(Z)(B)22...40E	45 1.77"	57 2.24"	77 3.03"	73 2.87"	71 2.80"	110.5 4.35"	102.5 5.03"
AF(C)26...38(Z)(B)-30			86 3.39"	82 3.23"	80 3.15"	119.5 4.70"	111.5 4.39"
AF(C)26...38(Z)(B)-40			101 3.98"	97 3.82"	95 3.74"	134.5 5.30"	126.5 4.98"

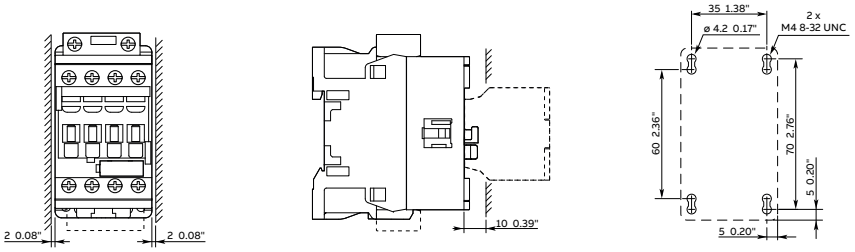

INSTALLATION INSTRUCTIONS

AF(C)09...38(Z)(B), NF(C)(Z)(B)22...80E, CA4, CAL4, CAT4, CC4, LDC4, RV4, RC4

Contactors AF, contactor relays NF and accessories

Assembly

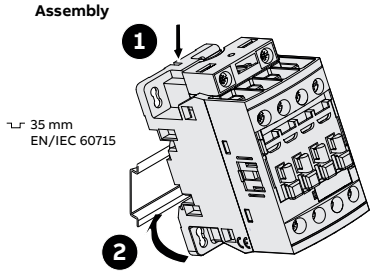

Disassembly

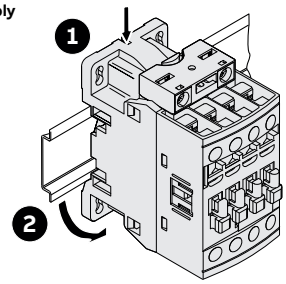



CA4-10(K) CA4-01(K) CC4-10 CC4-01	NF(C)(Z)(B).. AF(C)09...38(Z)(B)

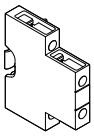

CAL4-11(K)	NF(C)(Z)(B).. AF(C)09...38(Z)(B)

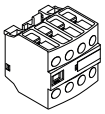

CA4- .. N(K)	NF(C)(Z)(B)..
CA4- .. M(K)	AF(C)09...25(Z)(B)-30-10
CA4- .. E(K)	AF(C)09...38(Z)(B)-40-00 AF(C)09...38(Z)(B)-22-00 AF(C)26...38(Z)(B)-30-00
CA4- .. U	AF(C)09...25(Z)(B)-30-01

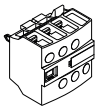

CAT4- .. M	AF(C)09...25(Z)(B)-30-10
CAT4- .. E	AF(C)09...38(Z)(B)-40-00 AF(C)09...38(Z)(B)-22-00 AF(C)26...38(Z)(B)-30-00
CAT4- .. U	AF(C)09...25(Z)(B)-30-01

Assembly

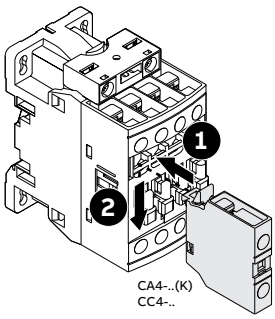

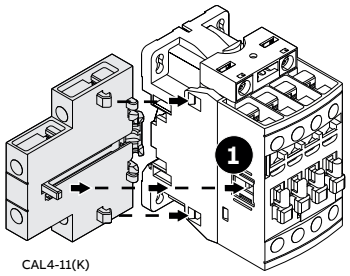

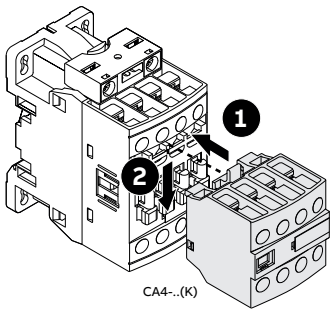

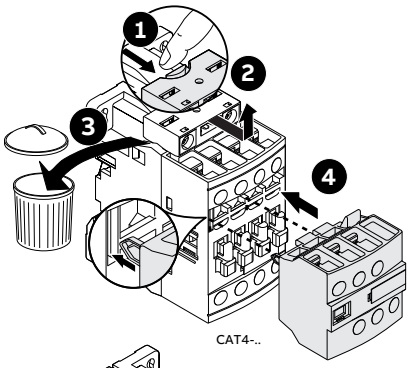

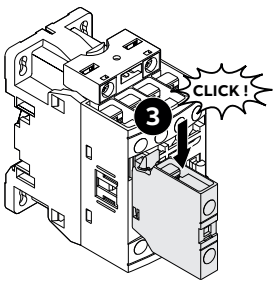

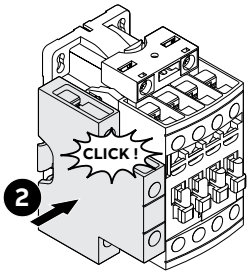

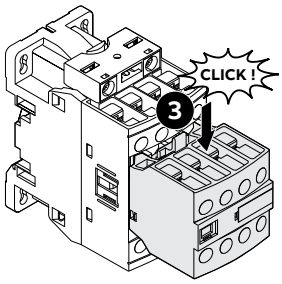

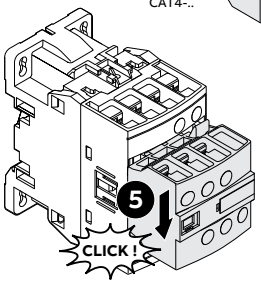

Disassembly

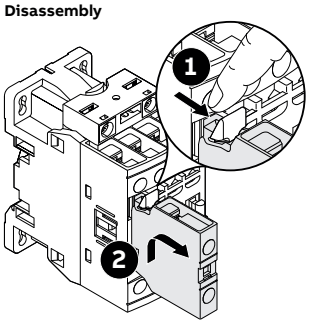

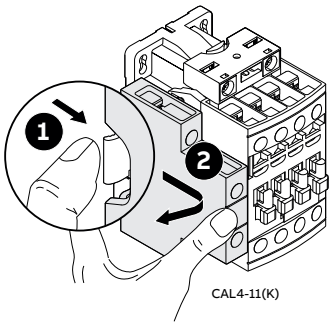

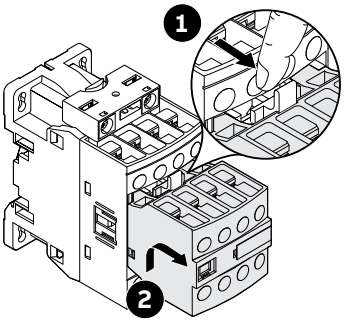

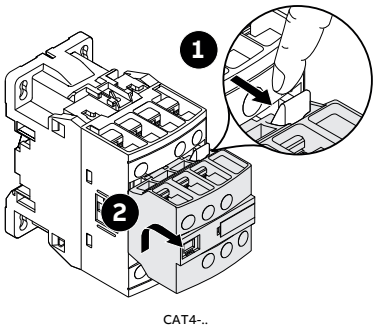

ABB France
11, rue d'Arsonval
69680 Chassieu
France

www.abb.com/lowvoltage

Further information:

3-pole contactors

4-pole contactors

Contactor relays

Revision
L

Revision date
2023-03-29

Document number
1SBC101027M6801

© Copyright 2021 ABB.
All rights reserved.
Specifications subject
to change without notice.