LIMITRON™ Class CC

KTK-R — 600Vac, 1/10-30A, Fast-Acting Fuses



Description: Advanced protection Class CC current-limiting, fast-acting fuses.

Catalog Symbol: KTK-R-(amp)

Ratings:

Volts — 600Vac

Amps — 1/10-30A

IR — 200kA Vac RMS Sym.

Agency Information:

CE, UL Listed, Std. 248-4, Class CC, Guide JDDZ, File E4273

CSA Certified, C22.2 NO. 248.4, File 53787, Class 1422-02

RoHS Compliant

Catalog Numbers (amps)

KTK-R-1/10	KTK-R-6/10	KTK-R-3-1/2	KTK-R-10
KTK-R-1/8	KTK-R-3/4	KTK-R-4	KTK-R-12
KTK-R-2/10	KTK-R-1	KTK-R-5	KTK-R-15
KTK-R-1/4	KTK-R-1-1/2	KTK-R-6	KTK-R-20
KTK-R-3/10	KTK-R-2	KTK-R-7	KTK-R-25
KTK-R-4/10	KTK-R-2-1/2	KTK-R-8	KTK-R-30
KTK-R-1/2	KTK-R-3	KTK-R-9	

Carton Quantity:

Amp Rating	Carton Qty.
1/10–30	10

Dimensions – in (mm)

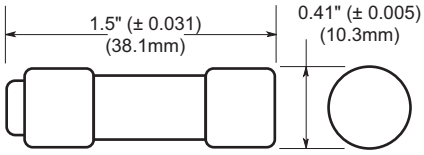

Features

- Provides 10X better current limitation to help prevent equipment damage caused by short-circuit events.
- 200kA interrupting rating complies with NEC® Section 110.9 for today's large capacity systems.
- Fast-acting fuse helps prevent equipment damage caused by short-circuit events.
- Rejection type fuse fits both standard and rejection-style holders.
- Ideal for critical industrial or commercial applications that have specific current limitation requirements.

Recommended Fuse Blocks and Holders

Fuse Amps	1-Pole	2-Pole	3-Pole
	Open Blocks		
0-30	BC6031_	BC6032_	BC6033_
	DIN-Rail Holders		
0-30	CHCC1D_	CHCC2D_	CHCC3D_
	—	—	OPM-NG-_
	—	—	OPM-1038_
	—	—	OPM-1038_SW
	Panel Mount Holders		
0-30	HPS	—	—
	HPF	—	—
	In-Line Holders		
0-30	—	HEY	—
	HEZ	—	—

For additional information on the Class CC fuse blocks and holders, see Data Sheets:

- Open Blocks # 1105 (BC Series)
- DIN-Rail Holders, # 3185 (CHCC), # 1109 (OPM), # 1102 (OPM-1038), # 1103 (OPM-1038_SW),
- Panel Mount Holders # 2113 (HPS), # 2114 (HPF)
- In-Line Holders # 2126 (HEY), # 2130 (HEZ)

KTK-R — 600Vac, 1/10-30A, Fast-Acting Fuses

Time-Current Curves - Average Melt

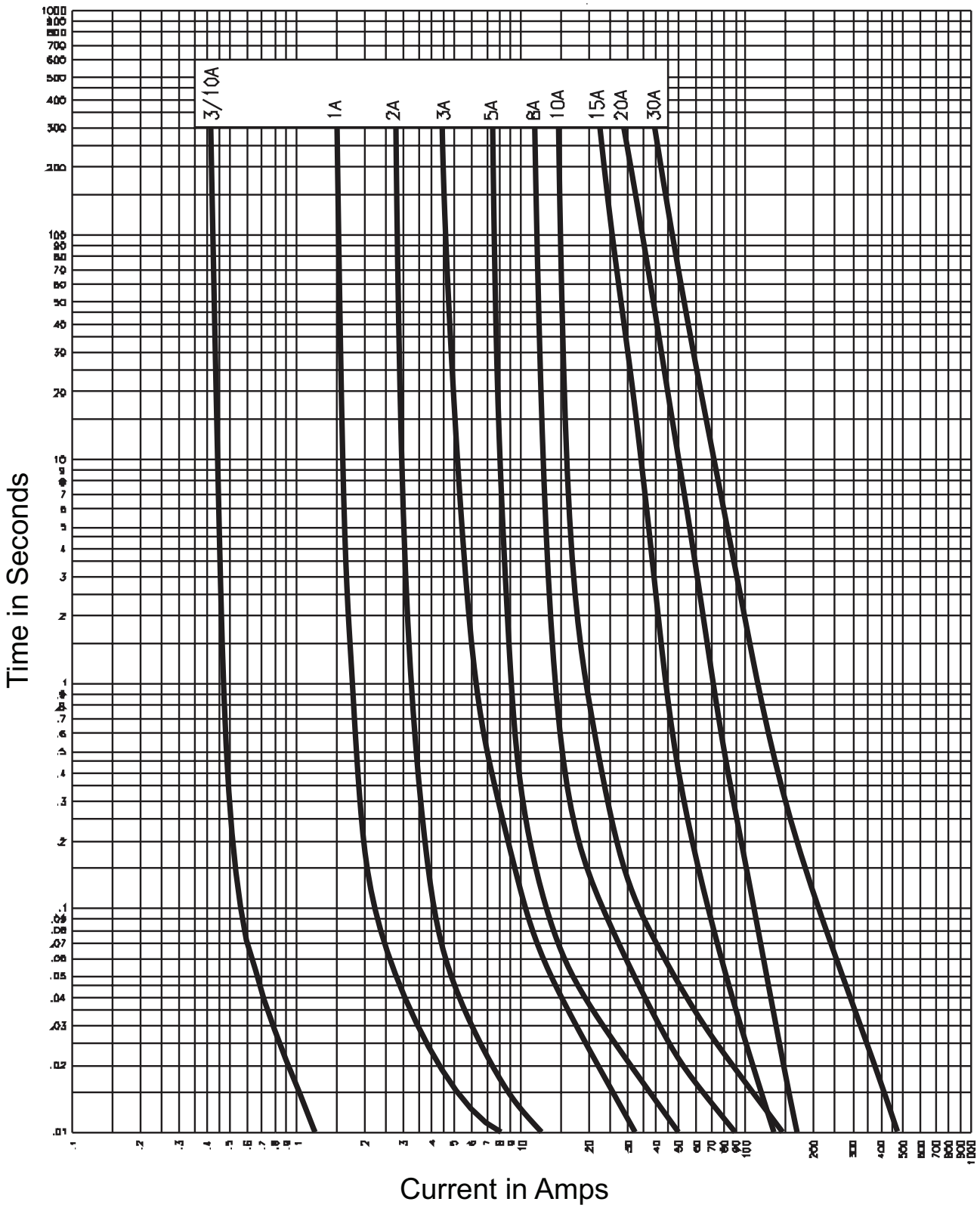

Current-Limitation Curves

1½ to 7½ Amps

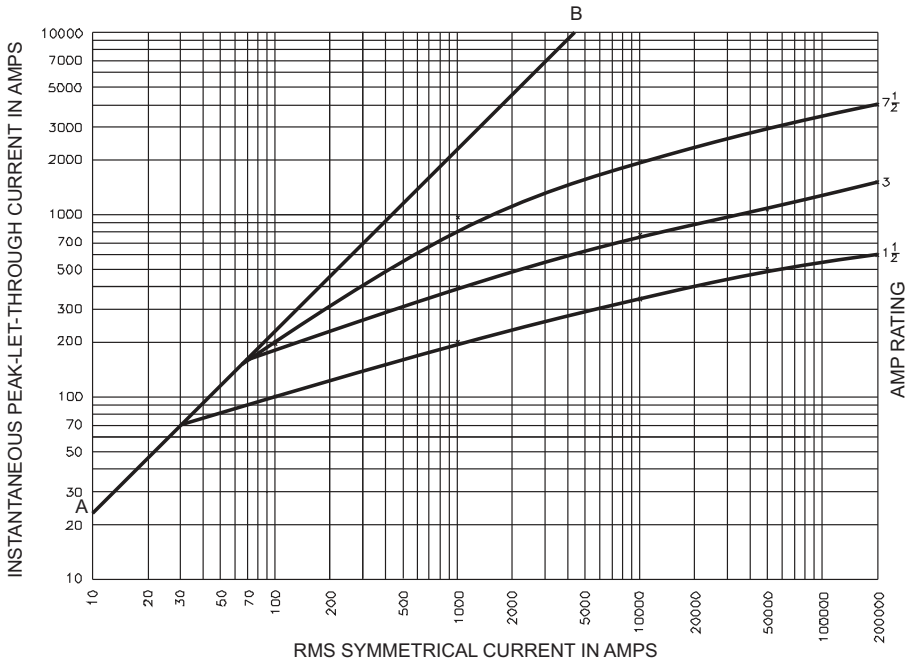

A-B = ASYMMETRICAL AVAILABLE PEAK (2.3 X SYM RMS AMPS)

Current-Limitation Curves

10 to 30 Amps

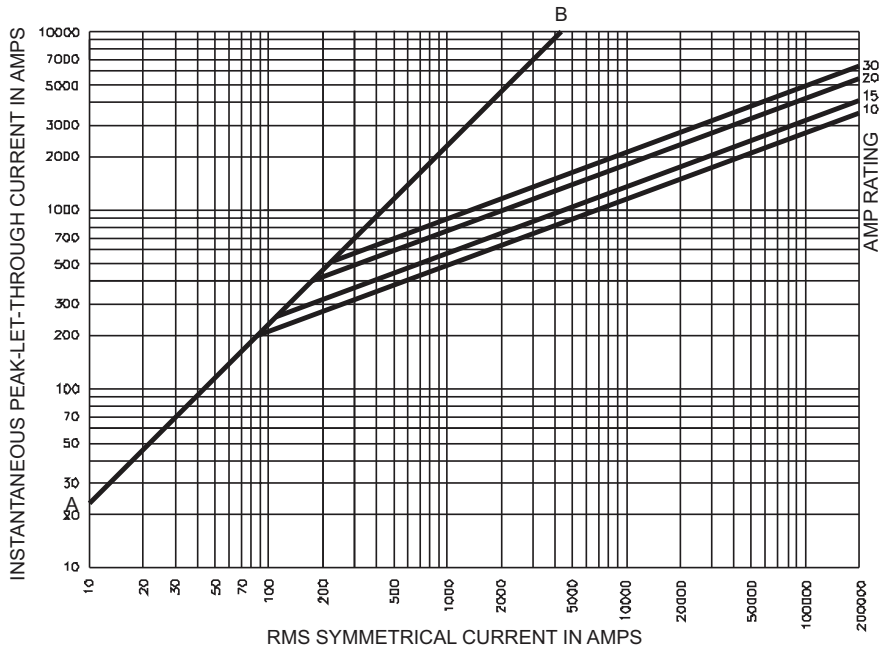

A-B = ASYMMETRICAL AVAILABLE PEAK (2.3 X SYM RMS AMPS)

The only controlled copy of this Data Sheet is the electronic read-only version located on the Bussmann Network Drive. All other copies of this document are by definition uncontrolled. This bulletin is intended to clearly present comprehensive product data and provide technical information that will help the end user with design applications. Bussmann reserves the right, without notice, to change design or construction of any products and to discontinue or limit distribution of any products. Bussmann also reserves the right to change or update, without notice, any technical information contained in this bulletin. Once a product has been selected, it should be tested by the user in all possible applications.