# XV2 Series
## High Power Pre-Charge Resistors



- Pre-charge & discharge resistors
- Intrinsically safe
- Slim profile, aluminium housed
- Automotive grade
- Non-inductive windings available
- Power rating from 40W to 70W
- Resistance ranges from 10Ω to 250Ω
- Tolerances of 0.5%,1%, 5% 10%
- 6.3mm blade terminals

RoHS Compliant ✓

| Performance Data | Table 1 |
|---|---|
| Resistance range | 10Ω ~ 250Ω |
| Resistance tolerance | 0.5%, 1%, 5%, 10% |
| Power | 40W ± 5% (without heatsink) / 70W ± 5% (with heatsink) |
| TCR | 260ppm/°C |
| Design voltage | √(P x R) |
| Maximum voltage | 850VDC |
| Maximum current | 15A |
| Dielectric withstand voltage | 2500VAC |
| Insulation resistance | 1MΩ |
| Operating temperature | -40°C ~ +155°C ± 2% +0.05Ω |
| Load life | 200,000 cycles ± 3% +0.05Ω |
| Short duration | 200ms @ 15A, ± 2% +0.05Ω |
| Mechanical vibration | 100G, 6ms Half sine, 3 times/axis, Total 6 axis ± 1% +0.05Ω |
| Short term overload | 10X for 5sec ± 2% +0.05Ω |
| Short circuit | Pulse Duration: 200ms, Cycle time: 2sec<br>1 Time: 5 cycles. Total: 5 times ± 2% +0.05Ω |
| Weight (g) | 45 ± 5 |

**Performance graphs** — Fig. 1

Power derating curve

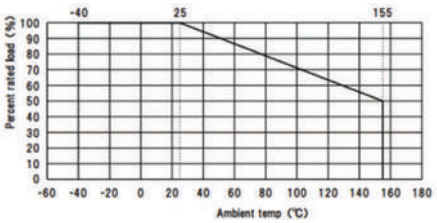


Free air surface temperature rise

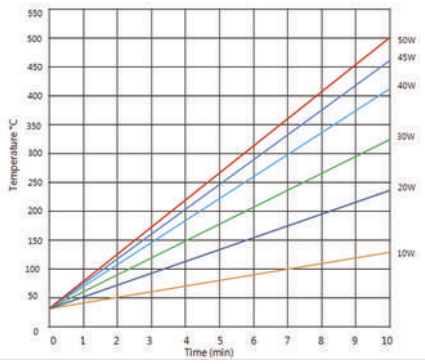


Surface temperature rise mounted to a 150 x 2mm heatsink

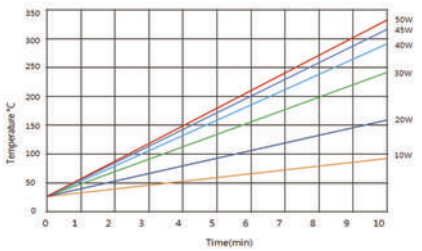




Specifications are subject to change without notice. E&OE.

## Dimensions (mm)

Fig. 2

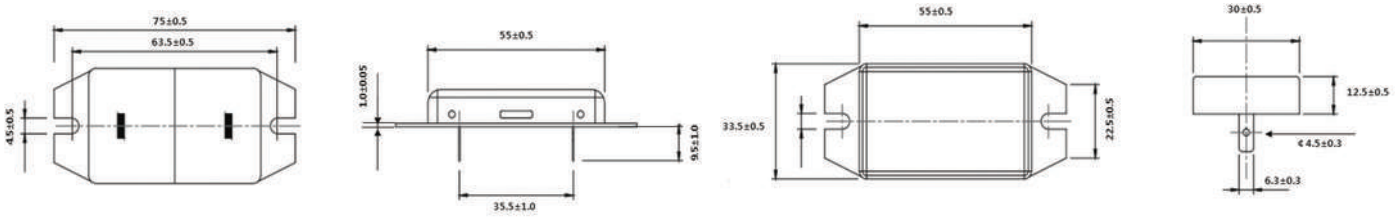


## Example Ordering Code

XV2 - 40 - 100 - J - I - [ ][ ][ ]

| Series | Power (W) | Resistance Ω | Tolerance ± % | Windings | |
|---|---|---|---|---|---|
| XV2 | 40 | 10Ω ~ 250Ω | D ± 0.5<br>F ± 1<br>J ± 5<br>K ± 10 | Blank = standard<br>N = Non- Inductive | Reserved for custom modifications |



Specifications are subject to change without notice. E&OE.