Weatherproof enclosures for all corrosive environments



Used to create totally isolated assemblies

- **Robust and safe installations** thanks to class II and fiber glass reinforced polyester cabinets
- **8 sizes of cabinets and 3 sizes of enclosures** from 300 x 220 x 160 mm to 1800 x 800 x 400 mm
- **Equipment fixed directly at the back of cabinets** thanks to complete range of accessories

Marina cabinets
polyester - IP 66 - IK 10



362 56



362 76

Technical characteristics (p. 289)

IP 66 according to IEC EN 60529
LCIE in process
IK 10 according to IEC EN 62262
Class II (used to create totally isoled assemblies acc. to EN 60439-1)
Fiber glass reinforced polyester
Self-extinguisting 960°C acc. to IEC EN 60695-2-11
Adapted to corrosive environment
Reversible door opening 180°, (except Cat.No 362 50)
Stainless steel hinge pins (except Cat.No 362 50)
2 double bar lock (1 for Cat.No 362 50)
Key-locking possibility with handle Cat.No 368 05 + key barrel (p. 296)
Direct fixing of equipment at bottom of cabinet (screws supplied)
Possible to fit a partial plate from 500 x 400 x 200 mm
and/or rails on intermediate studs (except for Cat.No 362 50)
Optional depth adjustment from height 400 x width 300 mm
with Cat.No 362 42

RAL 7035 cabinets

Pack	Cat.Nos	External dimensions (mm) Height x Width x Depth	Corresponding metal cabinets (mm) Height x Width x Depth
1	362 50	300 x 220 x 160	300 x 200 x 160
1	362 51	400 x 300 x 206	400 x 300 x 200
1	362 52	500 x 400 x 206	500 x 400 x 200
1	362 55	610 x 400 x 257	600 x 400 x 250
1	362 56	720 x 510 x 250	700 x 500 x 250
1	362 61	820 x 610 x 300	800 x 600 x 300
1	362 63	1020 x 810 x 300	1000 x 800 x 300
1	362 64	1220 x 810 x 300	1200 x 800 x 300

RAL 7035 cabinets with glass door
Coloured toughened glass

		External dimensions (mm) Height x Width x Depth	Window dimensions (mm) Height x Width
1	362 71	400 x 300 x 206	235 x 145
1	362 72	500 x 400 x 206	335 x 245
1	362 75	610 x 400 x 257	463 x 245
1	362 76	720 x 510 x 250	570 x 272
1	362 81	820 x 610 x 300	672 x 372
1	362 83	1020 x 810 x 300	770 x 495
1	362 84	1220 x 810 x 300	970 x 495

Legrand System

These products are part of industrial equipment > See p. 266-267

Marina cabinets
equipment



362 63
with plinth Cat.No 362 92
and roof Cat.No 362 95



Example of cabinets Cat.No 362 61 associated and equipped:
- Lugs Cat.No 364 09
- Internal door Cat.No 363 63 (p. 295)
- Cabstop plate + kit Cat.No 364 98
- Twin kit Cat.No 362 44
- Depth adjustment kit Cat.No 362 42



362 56
on stand Cat.No 364 36
and cross-pieces
Cat.No 364 39

Technical characteristics (p. 289)

Pack	Cat.Nos	**Plinths RAL 7035**
		Height 170 mm Front and rear trap door Possibility to overlap 2 plinths
		For cabinets Width x Depth (mm)
1	362 91	600 x 300
1	362 92	800 x 300

		Roof RAL 7035
		For cabinets Width x Depth (mm)
1	362 93	500 x 250
1	362 94	600 x 300
1	362 95	800 x 300

		Fixing accessories	
		IP 66 maintained	
		Wall mounting lugs	
		Set of 4, supplied with screws	
		For cabinets Height (mm)	Static load max. (kg)
1	364 08	300	100
1	364 09	400 to 1200	150
		Rear with threaded rod	
10	362 40	M8 for cabinets height ≥ 400 mm Mounting at back of cabinets	
		On ground	
		Stand comprised of 2 feet for fixing cabinets high up Supplied with cabinet fixing screws Conform with standard EN 50125-3 (railway applications, fixed installations)	
		For cabinets Height (mm)	
1	364 36	400-800	
1	364 37	1000-1200	
1	364 39	Anti-tipping cross-pieces Option of fitting castors Cat.No 329 68 (p. 892)	

Pack	Cat.Nos	**Accessories**
1	362 42	Depth adjustment kit for cabinets depth ≥ 200 mm, for plate or uprights (p. 292, 294) Set of 4 lugs, supplied with screws
10	394 49	Set of 2 supports for 45° rail slope Supplied with 4 M6 screws, Ø6 mm, nuts and washers
1	364 98	Kit for mounting Cabstop plate on plane surface Enables mounting of 2 Cabstop plates: Cat.Nos 364 94 or 95, and 364 96 or 97 IP 55 maintained
1	362 44	Twin kit (horizontal or vertical) for cabinets ≥ 500 mm height Comprising: - 1 frame for cable crossing and weather proofing - 2 linking pieces for fixing lugs (Cat.No 364 09 to be ordered separately)
1	365 13	Padlock adaptor stainless steel for Marina cabinets height ≥ 400 mm additional to latches Takes 3 padlocks Ø6 max.





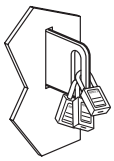

Other locking accessories (p. 296)

Stainless steel stands: please consult us

Marina enclosures
polyester - IP 66 - IK 10



362 85



362 86 with plinth Cat.No 362 96 internal door Cat.No 363 67 and roof Cat.No 362 97



Example of 2 enclosures Cat.No 362 85 on plinth Cat.No 362 96, associated and equipped

Technical characteristics (p. 290)

IP 66 acc. to IEC EN 60529. IK 10 acc. to EN 622 62 (EN 50102). Class II (Used to create totally isolated assemblies acc. to EN 60439-1)
Fiberglass reinforced polyester. Self-extinguishing 960°C acc. to IEC EN 60695-2-11. Adapted to corrosive environment
Supplied with fixing kit for plain plates or sectionned uprights. Depth adjustment of equipment. Equipped with low cable entries plate. Reversible door with strand-holder
3 point closing with handle fitted with 1/2 locking latch 2433 A (other key code, please consult us). Stainless steel hinges and hinges axis

Enclosures RAL 7035

Pack	Cat.Nos	External dimensions (mm) Height x Width x Depth	Corresponding metal enclosures (mm) Height x Width x Depth
1	362 85	1460 x 800 x 463	1400 x 800 x 400
1	362 86	1660 x 800 x 463	1600 x 800 x 400
1	362 87	1860 x 800 x 463	1800 x 800 x 400

Plinths RAL 7035

Height 170 mm
Front and rear trap door
Possibility to overlap 2 plinths

Pack	Cat.Nos	
1	362 96	For enclosure width 800 x depth 400 mm

Roof RAL 7035

Pack	Cat.Nos	
1	362 97	For enclosure width 800 x depth 400 mm

Equipment

Plain plates

Galvanized steel. Pre-marked pitch 100 mm
Admissible load: 200 kg/m²

Pack	Cat.Nos	For enclosures Height x Width (mm)	Net weight (kg)
1	349 59	1400 x 800	27
1	349 50	1600 x 800	30.5
1	344 18	1800 x 800	34

Lina 12.5 plates

Galvanized steel. For mounting with sectionned uprights (except plain plate Cat.No 346 08)
Admissible load: 50 kg/m²
Supplied with fixing screws

Pack	Cat.Nos	Plates Height x Width (mm)	Net weight (kg)
1	346 39	800 x 800	7.6
1	346 45	1000 x 800	9.6
1	346 08	1400 x 800	13.6

Lina 25 perforated plates

Zinc steel. For mounting with sectionned uprights (except plain plate Cat.No 346 09)
Admissible load: 50 kg/m²
Supplied with fixing screws

Pack	Cat.Nos	Plates Height x Width (mm)	Net weight (kg)
1	346 23	800 x 800	3.5
1	346 33	1000 x 800	4.6
1	346 09	1400 x 800	6.8

Internal doors RAL 7035

IP xxB steel. Textured polyester coated steel
Double bar lock. Take key barrels and other knockouts (p. 296). Distance between enclosure door and internal door 78 mm. Right or left opening, handle included

Pack	Cat.Nos	For cabinets Height x Width (mm)	Dim. (mm) Height x Width	Usable dim. (mm) Height x Width
1	363 66	1400 x 800	1280 x 675	1200 x 580
1	363 67	1600 x 800	1480 x 675	1400 x 580
1	363 68	1800 x 800	1680 x 675	1600 x 580

Sectionned uprights

For Lina 25 ⌙⌐ or ⌐⌙ rails. Set of 2 uprights zinc steel

Pack	Cat.Nos	For enclosures Height (mm)	Length (mm)
1	344 91	1400	1481
1	344 90	1600	1681
1	344 92	1800	1881

Lina 25 rail

Zinc steel
For enclosures width 800 mm
Rail length: 690 mm

Pack	Cat.Nos	
10	344 87	⌙⌐
10	344 82	⌐⌙

Screws

Pack	Cat.Nos	
500	366 44	Rivet reinforced plastic Ø6 mm for drilling Ø6.5 mm
100	347 45	Screw head H 4.8 x 16 mm self-drilling, self-tapping for Ø3.3 mm
200	347 50	Screw caps for isolation of screw head Cat.No 347 45 inside the trunking

Lifting accessories

Pack	Cat.Nos	
1	362 46	Lifting brackets M14 Set of 4 brackets for max. load 500 kg/m³ Supplied with blanking plates
1	362 48	Assembly and lifting enclosures kit: - 2 support brackets - screws - weatherproof seal For 500 kg/m³ lifting, order separately one set of 4 brackets Cat.No 362 46

Metal document holder (for plans)

RAL 7012. Fixed on door

Pack	Cat.Nos	For doors width (mm)	Internal dim. in mm Width (mm)	Internal dim. in mm Height (mm)	Internal dim. in mm Depth (mm)
1	476 45	800	425	275	50

Red catalogue numbers: New products

Marina cabinets
polyester - IP 66 - IK 10

■ Dimensions, weights and usable areas

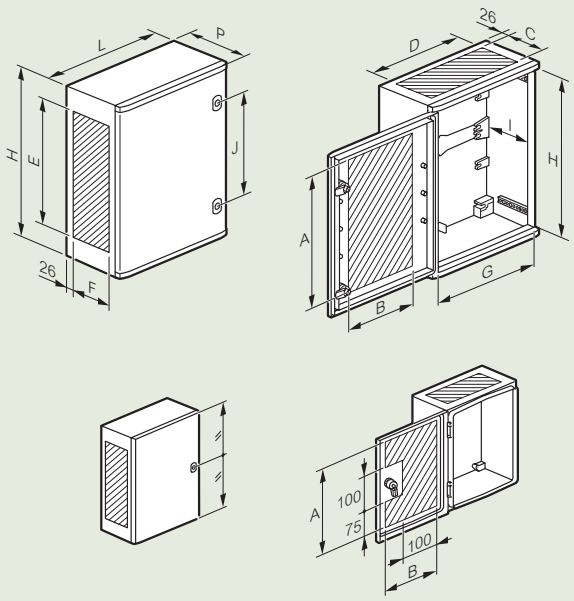

Cat.Nos	Usable area (mm)									
	A(1)	B(1)	C	D	E	F	G	H	I maxi	J
362 50	250	150	105	195	250	115	194	280	130	-
362 51/71	300	180	130	250	260	150	260	350	178	200
362 52/72	400	280	130	350	360	150	360	450	178	300
362 55/75	500	280	180	350	460	180	360	560	225	400
362 56/76	600	340	170	400	560	170	460	662	211	400
362 61/81	700	440	220	500	660	230	560	762	261	500
362 63/83	900	600	220	700	860	230	760	962	261	580
362 64/84	1100	600	220	700	1060	230	960	1162	261	700

(1) Except window version

Cat.Nos	Dimensions H x W x D (mm)	Weight (kg)	Weight with window door (kg)
362 50	300 x 220 x 160	1.75	-
362 51/71	400 x 300 x 206	3.7	4
362 52/72	500 x 400 x 206	5.1	5.6
362 55/75	610 x 400 x 257	6.4	7
362 56/76	720 x 510 x 250	11.2	12.3
362 61/81	820 x 610 x 300	15.2	16.7
362 63/83	1020 x 810 x 300	21.8	23.9
362 64/84	1220 x 810 x 300	25	27.5

■ Equipment fixing

Cat.Nos	A (mm)	B (mm)	C (mm)	D (mm)	E(1) (mm)	F (mm)
362 50	263	163	-	-	-	-
362 51/71	325	225	125	225	102.5	228.5
362 52/72	425	325	225	325	87.5	228.5
362 55/75	525	325	325	325	95	328.5
362 56/76	625	425	425	425	100	428.5
362 61/81	725	525	525	525	100	528.5
362 63/83	925	725	725	725	100	728.5
362 64/84	1125	725	925	725	100	728.5

(1) 2 studs on height Cat.No 362 50

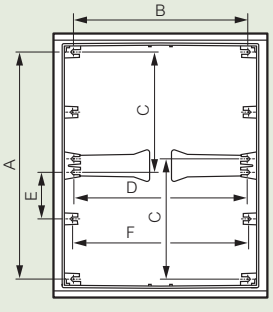

Partial plates mounting

Cabinet Cat.Nos	Plate dim. (mm)	Plate Cat.Nos		
		Plain	Lina 12.5	Lina 25
362 52/72	300 x 400	360 51	360 04	360 11
362 55/75	400 x 400	360 70	360 05	360 92
362 56/76	500 x 500	360 71	360 14	360 93
362 61/81	600 x 600	360 57	360 24	360 17
362 63/83	800 x 800	360 60	360 34	360 20
362 64/84	1000 x 800	360 61	360 21	360 42



■ Adjustment of equipment (optional)

Cat.Nos	Plain plate (mm)		Chassis with rail ⌙ (mm)	
	A max.	A min. (with Cat.No 362 42)	B max.	B min. (with Cat.No 362 42)
362 50	135	-	-	-
362 51/71	170	70	155	55
362 52/72	170	70	155	55
362 55/75	220	70	205	55
362 56/76	220	70	205	55
362 61/81	270	70	255	55
362 63/83	270	70	255	55
362 64/84	270	70	255	55

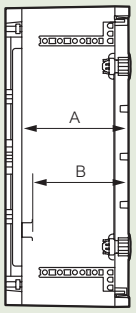

■ Plinths and roofs

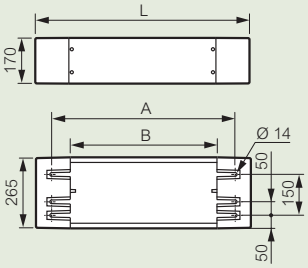

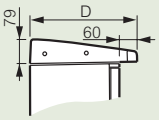

Plinths Cat.Nos	L (mm)	A (mm)	B (mm)	Weight (kg)
362 91	590	480	344	4.8
362 92	790	680	544	5.4

same fixing distances on ground and cabinet side

Roofs Cat.Nos	Width (mm)	D (mm)	Weight (kg)
362 93	510	310	1
362 94	612	360	1.3
362 95	812	360	1.7

■ Fixing

Cat.No 364 09

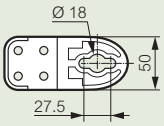

Cat.No 364 08

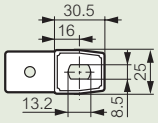

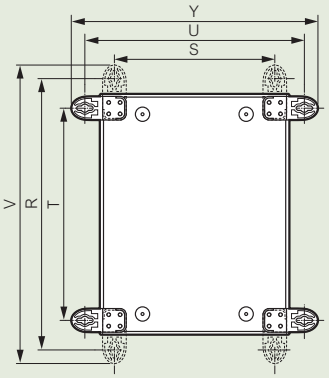

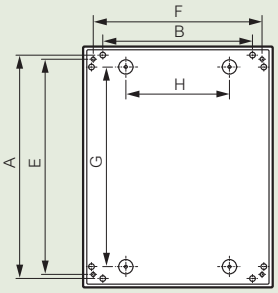

Cat.Nos	On stands 364 36 (mm)		Direct fixing outside mounting plate and stand area 364 37 (mm)		Direct fixing through rear of cabinet (mm)		With vertical brackets (mm)			With horizontal brackets (mm)		
	A	B	E	F	G	H	R	S	V	T	U	Y
362 50(1)(2)	-	-	-	-	220	150	330	190	359	270	250	279
362 51/71	364	218	358	259	325	120	470	241	525	341	370	425
362 52/72	464	318	458	359	425	220	570	341	625	441	470	525
362 55/75	574	318	558	358	525	220	680	341	735	551	470	525
362 56/76	683	427	664	468	600	200	789	441	844	641	579	634
362 61/81	781	525	764	568	700	300	887	548	942	758	677	732
362 63/83	981	725	964	768	900	500	1087	748	1142	958	877	932
362 64/84	1181	725	1164	768	1100	500	1287	748	1342	1158	877	932

(1) With brackets Cat.No 364 08
(2) S and T dimensions: insert fixing centres

Marina cabinets
polyester - IP 66 - IK 10

Marina enclosures
polyester - IP 66 - IK 10

■ Stands

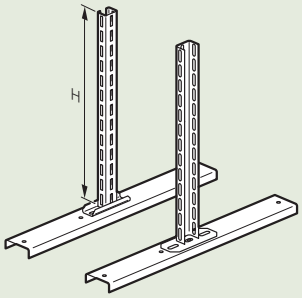

364 36 (H=1203 mm)

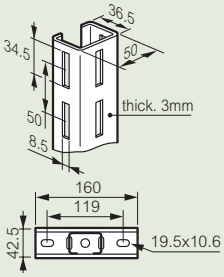

364 37 (H=1603 mm)

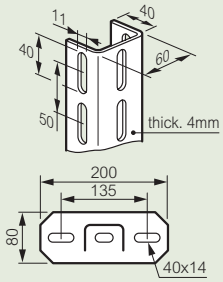

364 39

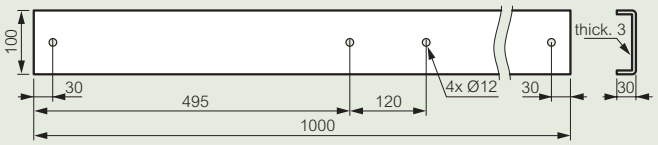

■ Coupling kit for cabinets Cat.No 362 44

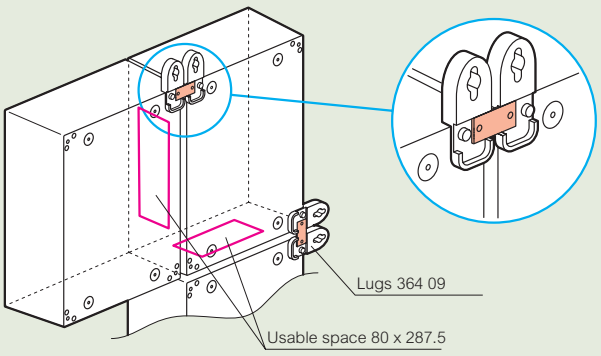

■ Dimensions weights and usable areas

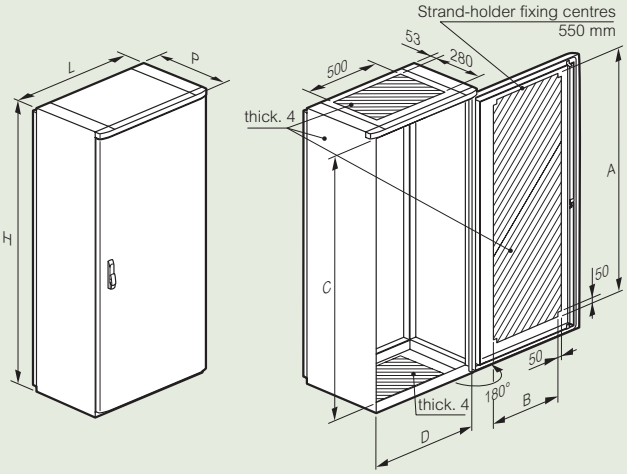

Cat.Nos	Dimensions H x W x D (mm)	Weight (kg)	Usable areas (mm) A	B	C	D
362 85	1460 x 800 x 463(1)	49	1230	530	1300	700
362 86	1660 x 800 x 463(1)	53	1430	530	1500	700
362 87	1860 x 800 x 463(1)	57	1630	530	1700	700

(1) 487 with handle

■ Equipment fixing

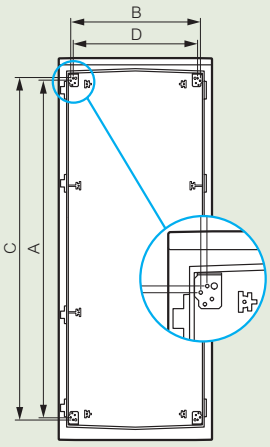

Cat.Nos	Plain plate A	B	Sectioned uprights(1) C	D
362 85	1225	675	1250	630
362 86	1425	675	1450	630
362 87	1625	675	1650	630

(1) for partial plates mounting

Use profiled uprights for mounting Lina 12.5 partial plates or Lina 25 perforated plates in enclosures 1600 and 1800 mm high

■ Adjustment of equipment

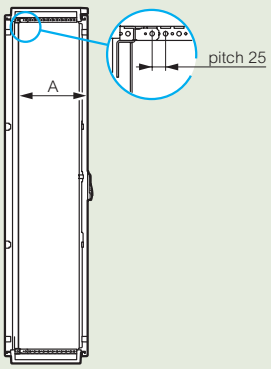

Plain plate (mm) A max	A min	Partial plate (mm) A max	A min	Chassis with rail ⌊ (mm) A max	A min
379	109	357	88	351	82

■ Plinth Cat.No 362 96

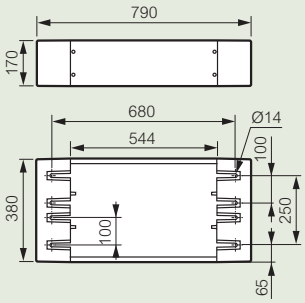

Weight: 7 kg

■ Roof Cat.No 362 97

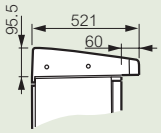

Width: 794 mm
Weight: 2.5 kg

■ Suggested lifting method

4 x 500 kg slings and 4 brackets

A } 120° → 600 kg
90° → 800 kg
60° → 1000 kg

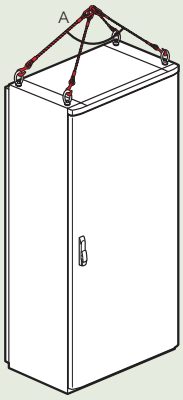

■ Plates

Choice of plates

Plate	Enclosures H. 1400 mm	Enclosures H. 1600 mm	Enclosures H. 1800 mm
Plain 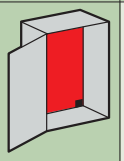	349 59	349 50	344 18
Lina 12.5 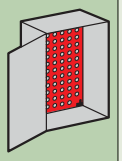	346 08	2 x 346 39 + uprights 344 90	346 45 + 346 39 + uprights 344 92
Lina 25 perforated 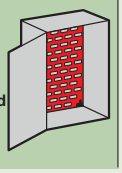	346 09	2 x 346 23 + uprights 344 90	346 33 + 346 23 + uprights 344 92

Plain plate

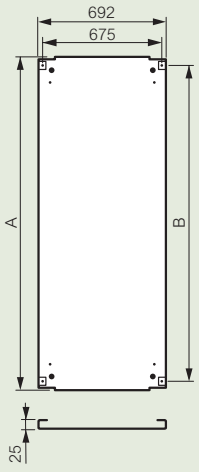

Lina 12.5 plate

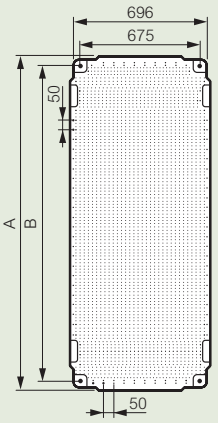

Lina 25 perforated plate

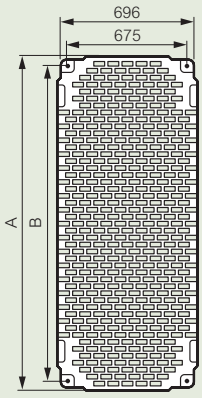

	Plain		Lina 12.5 and Lina 25 perforated	
	A	B	A	B
800	-	-	721	675
1000	-	-	921	875
1400	1292	1225	1296	1250
1600	1492	1425	-	-
1800	1692	1625	-	-

■ Assembly and lifting kit Cat.No 362 48 and lifting kit Cat.No 362 46

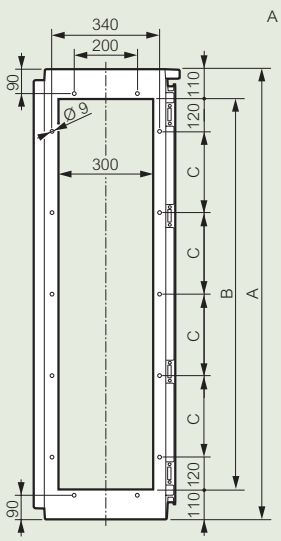

A } 120° → 600 kg
90°→800 kg
60°→1000 kg

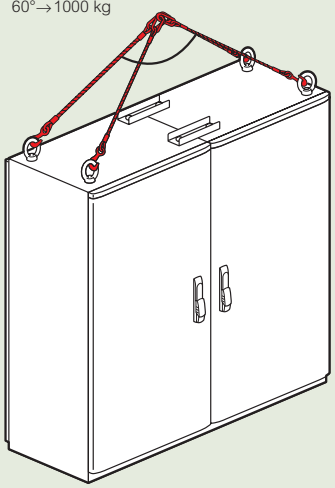

Enclosures Cat.Nos	Enclosures dimensions (mm)	Dimensions (mm)		
		A	B	C
362 85	1400 x 800 x 400	1460	1240	250
362 86	1600 x 800 x 400	1660	1440	300
362 87	1800 x 800 x 400	1860	1640	350

A } 90° —> 800 kg
60° —> 900 kg

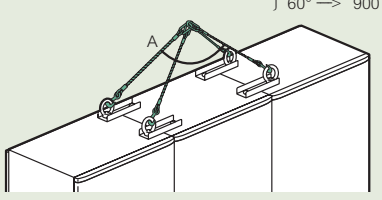

Atlantic, Atlantic stainless steel, Marina
common equipment for cabinets


360 58


360 31


360 18


355 08 with Lina 12.5 plate
Cat.No 360 22
vertical mounting


355 06 with Lina 12.5 plate
Cat.No 360 22
horizontal mounting

Technical characteristics (p. 293)

Plain plates

Galvanized steel

Pack	Cat.Nos	Vertical mounting for cabinets Height (mm)	Width (mm)	Weight (kg)	Horizontal mounting for cabinets Height (mm)	Width (mm)
1	360 49(1)	300	220	0.9		
1	360 69	300	300	1		
1	360 52	300	400	1.3	400	300
1	360 70	400	400	1.7		
1	360 56	400	600	3.3	600	400
1	360 55	500	400	2.7		
1	360 71	500	500	3.5		
1	360 57	600	600	6.2		
1	360 59	600	800	8.4	800	600
1	360 54	600	1000	10.6	1000	600
1	360 58	700	500	6		
1	360 60	800	800	11.4		
1	360 61	800	1000	14.4	1000	800
1	360 63	1000	1000	20.5		
1	360 65	1000	1200	23	1200	1000
1	360 64	1200	800	18.5		
1	360 66	1200	1200	34.4		
1	360 67(2)	1400	800	26.4		
1	360 68	1400	1000	32.2		

Lina 12.5 plates

Galvanized steel.
With drilling for fixing equipment without marking.
Automatic bracket:
- Ø6.5 mm for plastic rivet Cat.No 366 44 (trunking)
- Ø3.3 mm for equipment with screw Cat.No 347 45

Pack	Cat.Nos	Vertical mounting for cabinets Height (mm)	Width (mm)	Weight (kg)	Horizontal mounting for cabinets Height (mm)	Width (mm)
1	360 00(2)	300	200	0.4		
1	360 01(1)	300	220	0.47		
1	360 02	300	300	0.6		
1	360 04	300	400	0.8	400	300
1	360 05	400	400	1.1		
1	360 22	400	600	2.2	600	400
1	360 09	500	400	1.5		
1	360 14	500	500	1.85		
1	360 24	600	600	3.7		
1	360 33	600	800	5.2	800	600
1	360 40	600	1000	6.8	1000	600
1	360 31	700	500	3.7		
1	360 34	800	800	7		
1	360 42	800	1000	9.2	1000	800
1	360 43	1000	1000	11.5		
1	360 47	1000	1200	13.9	1200	1000
1	360 46	1200	800	11.1		
1	360 48	1200	1200	16.7		
1	360 75(2)	1400	800	13		
1	360 79	1400	1000	16.2		

Lina 25 perforated plates

Galvanized steel

Common for all types of cabinets

Pack	Cat.Nos	For cabinets Height x Width (mm)	Weight (kg)
1	360 07(2)	300 x 200	0.4
1	360 99(1)	300 x 220	0.4
1	360 91	300 x 300	0.5
1	360 11	300 x 400	0.6
1	360 12	400 x 300	0.6
1	360 92	400 x 400	0.8
1	360 13	400 x 600	1.1
1	360 15	500 x 400	0.9
1	360 93	500 x 500	1.1
1	360 16	600 x 400	1.3
1	360 17	600 x 600	2.1
1	360 06	600 x 800	3.1
1	360 08	600 x 1000	3.7
1	360 18	700 x 500	2
1	360 19	800 x 600	3.1
1	360 20	800 x 800	4
1	360 94	800 x 1000	5
1	360 23	1000 x 600	3.7
1	360 21	1000 x 800	4.9
1	360 25	1000 x 1000	6.8
1	360 10	1000 x 1200	8.5
1	360 87	1200 x 800	7.1
1	360 88	1200 x 1000	8.5
1	360 89	1200 x 1200	10.1
1	360 90(2)	1400 x 800	7.8
1	360 98	1400 x 1000	10

Clip-nuts for perforated plates

Supplied without screw

100	364 40	For M4 screws
100	364 41	For M5 screws
100	364 42	For M6 screws

Accessories

500	366 44	Rivet reinforced plastic Ø6 mm for drilling Ø6.5 mm
100	347 45	Screw head 4.8 x 16 mm self-drilling, self-tapping for Ø3.3 mm
200	347 50	Screw cover for isolation of screw head Cat.No 347 45 inside the trunking

Other screws (p. 297)

Legrand System

These products are part of industrial equipment > See p. 266-267

(1) For Marina cabinets
(2) For Atlantic and Atlantic inox

Atlantic, Atlantic stainless steel, Marina
common equipment for cabinets

■ Mounting principle

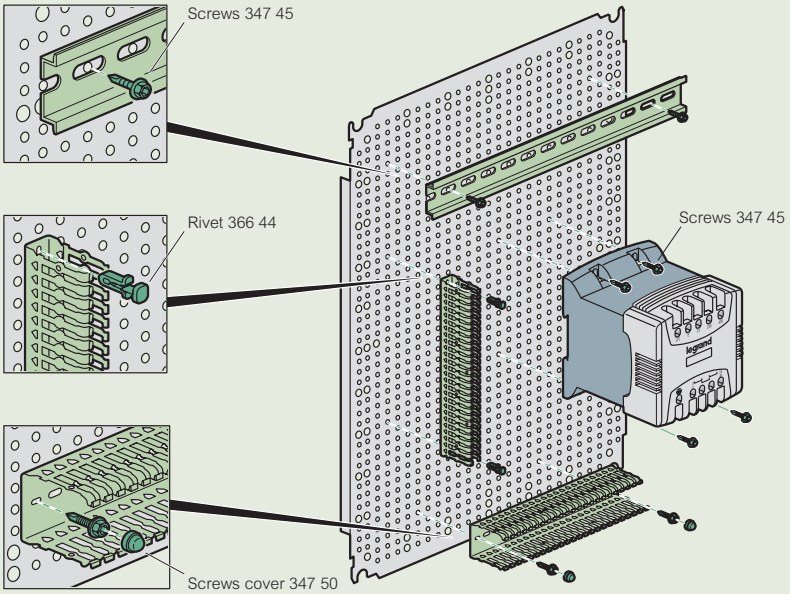



Fixing exemple on Lina 12.5 plate:
- of a transformer with screws Cat.No 347 45
- of a rail
- of Lina 25 cable ducting (p. 362)

■ Dimensions

Assembled chassis with rails and Lina 25 uprights

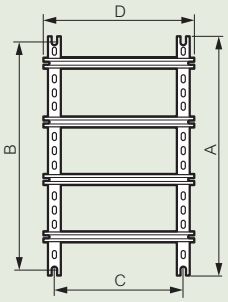

Lina 12.5 plain plates and Lina 25 perforated plates

Plain plate

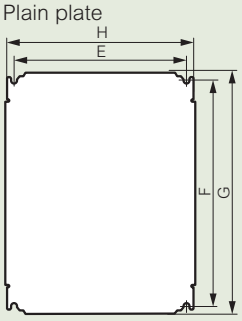

Details Lina 12.5

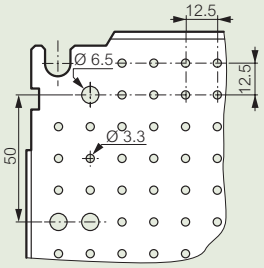

Details Lina 25 perforated plate

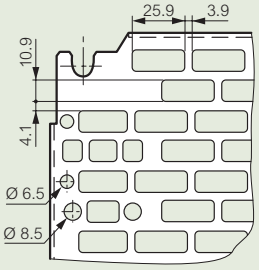

Dimensions of cabinets Height x Width (mm)	Uprights height	Rail length	Chassis fixing	
	A (mm)	D (mm)	B (mm)	C (mm)
300 x 300	237	243	225	225
300 x 400	237	343	225	325
400 x 300	337	243	325	225
400 x 400	337	343	325	325
400 x 600	337	543	325	525
500 x 400	437	343	425	325
500 x 500	437	443	425	425
600 x 400	537	343	525	325
600 x 600	537	543	525	525
600 x 800	537	743	525	725
600 x 1000	537	943	525	925
700 x 500	637	443	625	425
800 x 600	737	543	725	525
800 x 800	737	743	725	725
800 x 1000	737	943	725	925
1000 x 600	937	543	925	525
1000 x 800	937	743	925	725
1000 x 1000	937	943	925	925
1000 x 1200	937	1143	925	1125
1200 x 800	1137	743	1125	725
1200 x 1000	1137	943	1125	925
1200 x 1200	1137	1143	1125	1125
1400 x 800	1337	743	1325	725
1400 x 1000	1337	943	1325	925

Cabinets dimensions Height x Width (mm)	Dimensions of plates Plain / Lina 12.5 / 25 plates		Usable space for equipment (dm²)	Mounting of plates	
	G (mm)	H (mm)		F (mm)	E (mm)
300 x 200	256	156	4.2	225	125
300 x 220	275	192	5.3	263	163
300 x 300	256	256	6.2	225	225
300 x 400(1)	256	356	8.2	225	325
400 x 300(1)	356	256	8.2	325	225
400 x 400	356	356	11.7	325	325
400 x 600(1)	356	556	18.7	325	525
500 x 400	456	356	15.2	425	325
500 x 500	456	456	19.2	425	425
600 x 400(1)	556	356	18.7	525	325
600 x 600	556	556	29.7	525	525
600 x 800(1)	556	756	40.7	525	725
600 x 1000(1)	556	956	51.7	525	925
700 x 500	656	456	28.7	625	425
800 x 600(1)	756	556	40.7	725	525
800 x 800	756	756	55.7	725	725
800 x 1000(1)	756	956	71.7	725	925
1000 x 600(1)	956	556	51.7	925	525
1000 x 800(1)	956	756	70.7	925	725
1000 x 1000	956	956	89.7	925	925
1000 x 1200(1)	956	1156	108.7	925	1125
1200 x 800	1156	756	85.7	1125	725
1200 x 1000(1)	1156	956	108.7	1125	925
1200 x 1200	1156	1156	131.7	1125	1125
1400 x 800	1356	756	100.7	1325	725
1400 x 1000	1356	956	127.7	1325	925

(1) For horizontal or vertical mounting

Atlantic, Atlantic stainless steel, Marina
common equipment for cabinets



340 71 supplied not assembled



475 45



363 13



367 36



Metal Atlantic cabinet

Technical characteristics (p. 296)

Lina 25 sectioned uprights

Set of 2 uprights

Pack	Cat. Nos	For cabinets height (mm)	Length (mm)	Section
5	361 50(1)	300	237	L
5	361 51	400	337	L
5	361 52	500	437	L
5	361 53	600	537	L
5	361 54	700	637	L
5	361 55	800	737	L
5	361 56	1000	937	L
1	361 58	1200	1137	L
1	361 59(1)	1400	1337	L

Upright to be cut

Pack	Cat. Nos	
10	361 92	Length 3 m - Section L

Lina 25 rail

Rail

For fixing onto uprights with clip nut Cat.No 364 42 and screw-washer Cat.No 367 75 (p. 297)

Pack	Cat. Nos	For cabinets width (mm)	Crosspiece length (mm)	Section
10	367 80	300	243	
10	367 81	400	343	
10	367 82	500	443	
10	367 83	600	543	⌙⌙
10	367 84	800	743	
10	367 85	1000	943	
10	367 86	1200	1143	

Rail to be cut, length 2 m

Pack	Cat. Nos	
10	374 02	Asymmetrical ⌙⌙ EN 60715
10	374 07	Symmetrical ⌙⌙ depth 15 mm, th. 1.5
10	374 04	Symmetrical ⌙⌙ EN 60175 depth 7.5 mm
10	477 22	⌙⌙ depth 7.5 mm with oblongs
10	477 23	⌙⌙ depth 15 mm with oblongs

Protective conductor lug

Pack	Cat. Nos	
5	367 36	Support lug for protection copper bar

Wall-mounting VDI chassis for Atlantic, Atlantic stainless steel and Marina cabinets

For integrating 19" VDI equipment in Atlantic, Atlantic stainless steel and Marina cabinets, width 600 x 800 mm and depth 250 mm min.
In 400 mm wide cabinets, the chassis can to integrate VDI equipment from the mini XL self-locking with tightening indicator cabinet
Can be fixed directly to the wall to create a wall-mounting chassis (without cabinet)
Self-locking cable ties and cable ties with tightenning indicator (p. 897) can be fitted

Pack	Cat. Nos	
1	340 70	6 U chassis
1	340 71	12 U chassis
1	340 72	16 U chassis

Copper bars

Copper bars with tapped holes

Pack	Cat. Nos	Cross-section (mm)	Permis I (A)	Tapped holes ø mm	Tapped holes Pitch	Length (mm)
10	373 88	12 x 2	110	M5	18	990
10	373 89	12 x 4	160	M5	18	990

Copper bars (continued)

Connectors for bars with tapped holes

Pack	Cat.Nos	
100	373 65(2)	1 or 2 conductor from 1.5 to 10 mm² (supplied with Ø5 mm screws)



Non perforated copper bar

Pack	Cat.Nos	Cross-section (mm)	Permis I (A)	Length (mm)
10	373 49	12 x 4	180	991.5

Connectors for bar Cat.No 373 49

Pack	Cat.Nos	
100	373 60	1.5 to 4 mm²
10	373 61	6 to 16 mm²
10	373 62	10 to 35 mm² (supplied with M6 CHC Ø5 mm)



Door contact

For example, switches off the air conditioning and the power supply to the lighting immediately an enclosure door is opened
6 A - 250 V
1 NC contact + 1 NO contact
For Atlantic cabinets
Supplied with fixing lug

Pack	Cat.Nos	
1	363 13	

Hinged glass doors

IP 54
Anodised aluminium frame
Polycarbonate window, 3 mm stick
Neoprene seal
455 key lock. 120° opening
Supplied complete with drilling template
For devices on front panels. Protect the devices and prevent accidental operation

Pack	Cat.Nos	Width (mm)	Height (mm)	External dim. Width (mm)	Window Height (mm)	Window Depth (mm)	Usable Depth (mm)
1	475 45	300	400	50	230	330	42
1	475 46	400	400	50	330	330	42
1	475 47	500	500	50	430	430	42

Self adhesive document holder (for plans)

Open - RAL 7035

Pack	Cat.Nos	External dim. in mm Width (mm)	External dim. in mm Height (mm)	Internal dim. in mm Width (mm)	Internal dim. in mm Height (mm)	Internal dim. in mm Depth (mm)
20	365 80	340	235	310	200	18
20	365 81	260	165	230	130	18

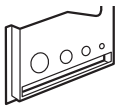

Closed - RAL 9002

Pack	Cat.Nos	
1	365 82	Rigid plastic - IP 50 Internal dimensions: 324 x 120 x 18 mm

Transparent

Pack	Cat.Nos	
10	097 99	Flexible plastic - A4 - 320 x 220 mm



Horizontal or vertical fixing kit on post

please consult us

(1) For Atlantic and Atlantic stainless steel cabinets
(2) Protective conductor per connector (art. 12 of French decree of 14/11/89)

Red catalogue numbers: New products

Atlantic, Atlantic stainless steel, Marina
distribution equipment for cabinets



361 03 mounted in cabinet
Cat.No 354 94



363 60 mounted in Atlantic metal cabinets Cat.No 355 03 with Cat.No 363 69



Accept key barrel



363 60 mounted in Atlantic stainless steel cabinets Cat.No 352 02

Pack	Cat. Nos	Chassis with insulating faceplates RAL 7035	
		Symmetrical rails 15 mm depth Supplied complete with uprights and faceplates Space between door and faceplate Atlantic: } Depth 200: 70 mm Atlantic stainless steel: } Depth 250: 80 mm Marina: } Depth 300: 90 mm Self extinguishing 750 °C acc. to IEC EN 60695-2-11 For cabinets Height x width x Depth (mm)	
1	361 01	**400 x 300 x 200** 30 modules (3 rows of 10) Supplied with 1 blanking plate	
1	361 02	**500 x 400 x 200** 48 modules (3 rows of 16) Supplied with 1 blanking plate	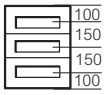
1	361 03	**600 x 400 x 250** 48 modules (3 rows of 16) Supplied with 1 blanking plate	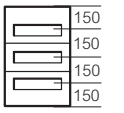
1	361 05	**700 x 500 x 250** 84 modules (4 rows of 21) Supplied with 1 blanking plate	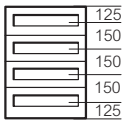
1	361 06	**800 x 600 x 300** 108 modules (4 rows of 27) Supplied with 2 blanking plates Can take in 1st row a mounting plate Cat.No 360 44	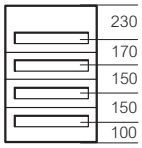
1	361 09	**1 000 x 800 x 300** 190 modules (5 rows of 38) Supplied with 2 blanking plates Can take in 1st row a mounting plate Cat.No 360 45	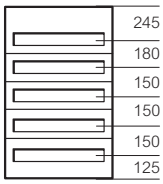
1	361 10	**1 200 x 800 x 300** 228 modules (6 rows of 38) Supplied with 2 blanking plates Can take in 1st row a mounting plate Cat.No 360 45	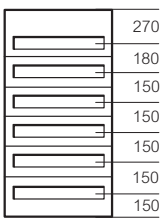

Pack	Cat.Nos	Blanking plate
10	361 00	38 modules, length 684 mm

Mounting plates

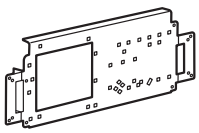

1	360 44	For 800 x 600 mm cabinets for DPX 125, 160 MCCBS or Vistop 160 A
1	360 45	For 1 000 x 800 mm or 1 200 x 800 mm cabinets For 1, 2 or 3 DPX 125,160, 250ER MCCBS or Vistop 160 A

Internal doors RAL 7035

For direct mouting in Atlantic stainless steel and Marina cabinets, with Cat.No 363 69 in Atlantic metal cabinets
IP XXB
Polyester fiber glass reinforced, height 4 mm
Self-extinguishing 960°C acc. to IEC EN 60695-2-11
Grid lines integrated on back
Centre marking on front
Adjustable distance between cabinet door and internal door: 42 to 50 mm for Atlantic cabinets, more than 100 mm for Marina cabinets
Right or left opening, captive hinge pins
Double bar key: 1 key for 400 to 600 mm height, 2 keys for height from 700 mm
Take key barrels and other barrels

Pack	Cat.Nos	For cabinets Height x Width(mm)	Dim. (mm) Height x Width	Usable dim. (mm) Height x Width
1	363 59	400 x 300	341 x 236	305 x 185
1	363 60	500 x 400	441 x 336	405 x 250
1	363 61	600 x 400	541 x 336	505 x 250
1	363 62	700 x 500	642 x 436	500 x 340
1	363 63	800 x 600	742 x 536	600 x 440
1	363 64	1000 x 800	942 x 736	800 x 640
1	363 65	1200 x 800	942 x 736	800 x 640
1	363 69	Accessory for mounting internal doors in Atlantic metal cabinets.		

Legrand System

These products are part of industrial equipment > See p. 266-267

Atlantic, Atlantic stainless steel, Marina

common equipment for cabinets (continued)

Assembled chassis with rails and Lina 25 uprights

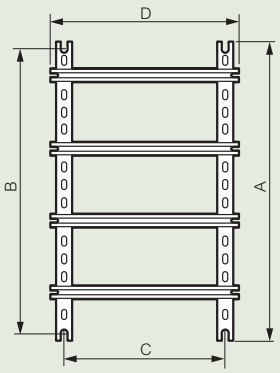

Dimensions of cabinets Height x Width (mm)	Uprights height A (mm)	Rail length D (mm)	Chassis fixing B (mm)	Chassis fixing C (mm)
300 x 300	237	243	225	225
300 x 400	237	343	225	325
400 x 300	337	243	325	225
400 x 400	337	343	325	325
400 x 600	337	543	325	525
500 x 400	437	343	425	325
500 x 500	437	443	425	425
600 x 400	537	343	525	325
600 x 600	537	543	525	525
600 x 800	537	743	525	725
600 x 1000	537	943	525	925
700 x 500	637	443	625	425
800 x 600	737	543	725	525
800 x 800	737	743	725	725
800 x 1000	737	943	725	925
1000 x 600	937	543	925	525
1000 x 800	937	743	925	725
1000 x 1000	937	943	925	925
1000 x 1200	937	1143	925	1125
1200 x 800	1137	743	1125	725
1200 x 1000	1137	943	1125	925
1200 x 1200	1137	1143	1125	1125
1400 x 800	1337	743	1325	725
1400 x 1000	1337	943	1325	925

Lina 25 sectioned uprights and uprights to be cut

Cat.No 361 92

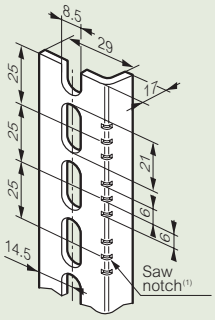

Cat.Nos 361 50/51/52/53/54/55/56

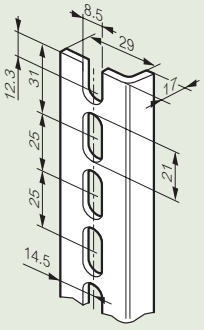

Cat.No 361 58/59

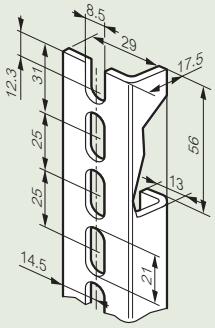

(1) Saw notch for upright length x pitch 25, the 2 others for uprights Cat.Nos 361 50/51/52/53/54/55/56

Rails

Cat.No 374 02

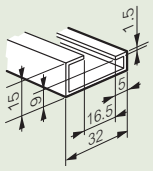

Cat.Nos 367 80/81/82/83/84/85/86 and 374 07

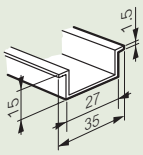

Cat.No 477 22

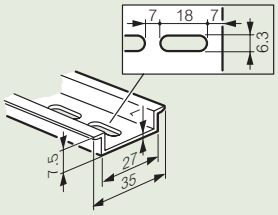

Cat.No 477 23

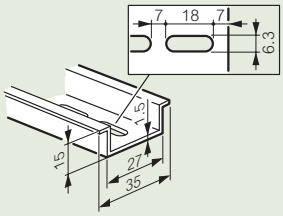

locking accessories

Pack	Cat.Nos	Lock housings for rebate locks or key barrets	
		For Atlantic, Atlantic stainless steel and Marina cabinets	
10	368 04	Lock	
10	368 05	Knob (with blanking plate)	
10	368 06	Knob fitted with key barrel 2433 A	
		Padlocking	
1	365 11	Takes 3 safety padlocks Cat.No 227 97 (p. 154) Shackle Ø6 mm max. For fitting on Atlantic, Atlantic stainless steel and Marina knob or lock RAL 7021 painted steel	
1	365 13	Padlock adaptor stainless steel for Marina cabinets height ≥ 400 mm additional to latches Takes 3 padlocks Ø6 max.	
		Locking latches	
10	365 30	For Marina cabinets	
10	368 43	For Atlantic 1-door cabinet	
		Metal rebate locks	
10	368 17(1)	Triangle male 6.5 mm	
10	368 18(1)	Triangle male 8 mm	
10	368 19(1)	Triangle male 11 mm (EDF)	
10	368 20(1)	Double bar	
		Key barrels	
		Supplied with set of 2 keys For key No	
10	368 22(1)	405	
10	368 23(1)	421	
10	368 24(1)	455	
10	368 25(1)	1242 E	
10	368 26(1)	2433 A	
10	368 27(1)	3113 A	
10	365 45(1)	Set of two 2433 A keys	
		Other key code: please consult us	
		Metal keys for rebate locks	
10	365 39	Triangle male 6.5 mm	
10	365 40	Triangle male 8 mm	
10	365 41	Triangle male 11 mm (EDF)	
10	365 42	Double bar	
1	368 42	Multi-size key for rebate locks: square male 8 mm, square male 6 mm, Triangle male 8 mm and double bar	

(1) Except Marina enclosures: please consult us

uprights, rails and fixing accessories for cabinets and enclosures



389 71 374 02 374 04 374 07 477 22 477 23



366 44



347 45



347 50



477 13

For mounting chassis and fixing wiring accessories

Pack	Cat.Nos	Uprights to be cut
		Lina 25
10	361 92	Length 3 m - Section L
10	361 94	Length 2 m - Section L
		On C profile rail
10	389 71	Section ⊔ th. 1.5 mm
		Rails to be cut
		Length 2 m Zinc
10	374 02	Asymmetrical ⌐¬ EN 60 715
10	374 04	Symmetrical ⌙⌜ EN 60 715 depth 7.5 mm
10	374 07	Symmetrical ⌙⌜ depth 15 mm, th. 1.5 mm
10	389 71	Section ⊔ th. 1.5 mm
10	477 22	⌙⌜ depth 7.5 mm with oblongs
10	477 23	⌙⌜ depth 15 mm with oblongs
		45° mounting bracket
10	394 49	Set of 2 supports for 45° rail slope Supplied with 4 M6 screws Ø6 mm, nuts and washers
		Fixing accessories
		On plain plates
100	347 46	CBL Z 5.5 x 16 PZ No 3 self-tapping screw
100	347 47	CBL Z 5.5 x 19 self-drilling tapping screw
		On Lina 12.5 plates
500	366 44(1)	Rivet reinforced plastic Ø6 mm for drilling Ø6.5 mm
100	347 45	Screw head H 4.8 x 16 mm self-drilling, self-tapping for Ø3.3 mm
200	347 50	Screw caps for isolation of screw head Cat.No 347 45
		On Lina 25 perforated plates
		Clip-nuts for uprights and perforated plates Lina 25 Supplied without screw
100	364 40	For M4 screws
100	364 41	For M5 screws
100	364 42	For M6 screws
		Clip-nuts for cabinet frame and crosspieces with pins which provide earth continuity
50	477 12	For M 6 screw
50	477 13	For M 8 screw
		On rails EN 60 715 ⌐¬
100	364 61	Fixobar for M 4 screw
100	364 62	Fixobar for M 5 screw
100	364 63	Fixobar for M 6 screw

Pack	Cat.Nos	Fixing accessories (continued)
		Adaptor
20	364 66	For mounting on rail ⌐¬ equipment fitting on rail ⌙⌜
		On rails EN 60 715 ⌐¬ ⌙⌜
100	364 78	For M 4 screw
100	364 79	For M 6 screw
		On rails EN 60 715 ⌙⌜
10	044 16	Claw width 10 mm Threaded hole For M 4 screw
50	044 17	Claw width 17.5 mm Smooth hole 3.8 mm Supplied with fixing screw Ø3.5 mm Length 13 mm
100	374 39	Claw width 35 mm Holes for M 4 and M 6 screws
40	364 69	Fixomega for M 4 screw
		On C profile rail
100	364 82	Stirrup for M 6 screw
		Cage nuts
		For mounting on square perforation 8.3 x 8.3 mm
20	364 50	M 4
20	364 51	M 5
20	364 52	M 6
		HF screw with contact washer
50	367 75	M 6-10 HF screws with contact washers

(1) Can also be used on Lina 25 perforated plate

Red catalogue numbers: New products