PLIO membrane grommets DG

in flexible PVC 9542

(for technical properties see page D100)

PLIO
black
- 30 to + 70°C

Designed to close off unused entries in panels, enclosures and housings of all types. Wires and conduits can pass through the membrane if required.

Standard membrane (1 to 1,6 mm)

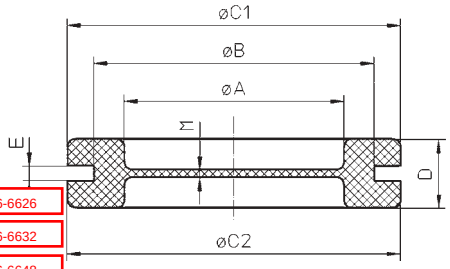



type	article number	pack	dimensions in mm Ø A	Ø B	Ø C1	Ø C2	D	E	M	
DG 9 PVC	0133 0351 010	100	9	15	20	18	7	2	1	RS 136-6626
DG 11 PVC	0133 0352 010	100	11	18	22,5	21,5	7	2	1	RS 136-6632
DG 13,5 PVC	0133 0353 010	100	13,5	20	24	24	7	2	1	RS 136-6648
DG 16 PVC	0133 0354 010	100	16	22	27,5	26	7,4	2	1	RS 136-6654
DG 21 PVC	0133 0355 010	100	21	28	34,5	34,5	8	2	1	RS 136-6660
DG 29 PVC	0133 0356 010	50	29	36,5	43	43	9,5	2,2	1,5	
DG 36 PVC	0133 0357 010	50	35	46	52,5	52,5	10	2,5	1,3	
DG 48 PVC	0133 0358 010	50	46,5	59	66,2	66,2	10,5	2,5	1,6	

Membrane grommets special series



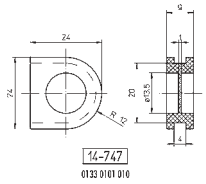

DG 14-747 PVC	0133 0101 010	100	see drawing on the right
DG 14-1475 PVC	0133 0102 010	100	

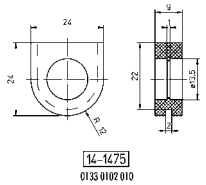

Special membrane grommets

type	article number	pack	dimensions in mm Ø A	Ø B	Ø C1	Ø C2	D	E	M
DG 16/E3 PVC	0133 0360 010	100	16	22	27,5	26	7,4	3	2
DG 21/E1 PVC	0133 0359 010	100	21	28	34,5	34,5	8	1	1,2

Cross-cut membrane grommets (semi-standard)





type	article number	pack	dimensions in mm Ø A	Ø B	Ø C1	Ø C2	D	E	M	Cross
DGC 21/E1 PVC	0133 0456 010	100	21	28	34,5	34,5	8	1	1,2	19,5

Grommets with perforated membrane (semi-standard)



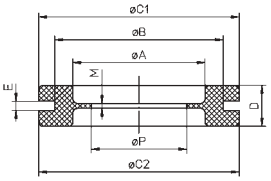

type	article number	pack	Ø A	Ø B	Ø C1	Ø C2	D	E	M	Ø perf.
DG 11/4,5 PVC	0133 0402 010	100	11	18	22,5	21,5	7	32	1	4,5
DG 16/7 E3 PVC	0133 0412 010	100	16	22	27,5	26	7,4	3	2	7

Cross-cut membrane grommets cut (semi-standard)

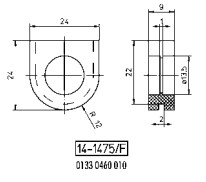



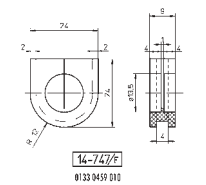

type	article number	pack	dimensions in mm
DGC 14-747/F PVC	0133 0459 010	100	see drawing on the right
DGC 14-1475/F PVC	0133 0460 010	100	

On request other cut-outs are possible