BALLUFF

sensors worldwide

BCC connectors and cables

... for faster and simpler connectivity

more added value











With over 50 years of sensors experience, Balluff is a worldwide leading sensor specialist with our own line of connectivity products for every area of factory automation. With headquarters in Germany and 54 representatives and subsidiaries, Balluff is expertly represented on every continent in the world.

Balluff stands for comprehensive systems from a single source, continuous innovation, the most modern technology, highest quality and greatest reliability. And even more: for distinctive customer orientation, custom tailored solutions, fast worldwide service and outstanding applications assistance. In short: for reliable, expert partnership.

Whether electronic and mechanical sensors, rotary and linear transducers, identification systems or optimized connectivity solutions for high-performance automation, Balluff masters not only the entire technological variety with all the operating principles, but also offers innovative technology and the most modern electronics – tested down to the last detail in the company's own accredited testing laboratory and manufactured according to DIN ISO 9001 (EN 29001). Balluff technology can be used anywhere in the world, since it meets even regional quality standards. And Balluff technology is available internationally. So there is always a Balluff expert near you.

Balluff products increase throughput, quality and productivity day in and day out. They create the prerequisites for meeting the demands of the global market when it comes to greater performance and cost reduction. Including in the most demanding areas. No matter how stringent your requirements may be, Balluff provides solutions at the latest state of the art.

Fully exploit the potential of high quality. And profit from easy, quick setup with connectors and cables: the best possible connection for high efficiency.




more added value
– High protection rating: IP 67 guaranteed
– High shock and vibration ratings
– Easy, quick connection

Faster, simpler connection
Clearly visible markings on the grip for ease of orientation. The special BCC tool allows you to screw on the connector or set the tightening torque on the hex.

Highly visible LEDs
The LEDs are clearly visible from various directions, even under difficult lighting conditions.



Principles			4
M8 connectors	3-pin	male	8
	4-pin	male	10
	3-pin	female	9
	4-pin	female	11
Cables M8 ↔ M8	3-pin	female/male	12
	4-pin	female/male	14
Cables M8 ↔ M12	3-pin	female/male	16
	4-pin	female/male	18
M12 connectors	3-pin	male	20
	4-pin	male	26
	3-pin	female	22
	4-pin	female	28
Cables M12 ↔ M8	3-pin	female/male	32
	4-pin	female/male	36
Cables M12 ↔ M12	3-pin	female/male	38
	4-pin	female/male	40

	Materials	Use and characteristics
Metals	**CuZn** Brass	Standard housing material with surface protection.
	Stainless steel	Excellent corrosion resistance and strength. Quality 1.4034, 1.4104: Standard material. Quality 1.4305, 1.4301: Standard material for foods industry. Quality 1.4401, 1.4404, 1.4571: For foods industry with higher requirements for chemical resistance at elevated temperatures.
Plastics	**PUR** Polyurethane	Elastic, abrasion-resistant, impact-resistant. Good resistance to oils, greases, solvents (used for gaskets and cable jackets).
	PUR Cable material	Drag chain compatible, flame resistance per IEC 332-2, halogen-free per IEC 60754-1, cable construction per UL-AWM Style 21198.
	PVC Polyvinylchloride	Good mechanical strength and chemical resistance (cable).
	FPK (Viton)	Seal material with high thermal and chemical resistance
Other	**TPE** Thermoplastic elastomers	A thermoplastic mixture that combines the best properties of PVC and rubber insulation. Resistant to oils, chemicals, acids, solvents and weld splatter.

Insulation class	II ⧈	EN 60947-5-2/IEC 60947-5-2
Enclosure rating	IP 60...67	EN 60529/IEC 60529
	IP 68 per BWN Pr. 20	Balluff Factory Standard (BWN): Continuous temperature 48 h at 60 °C, 8 temperature cycles per EN 60068-2-14/IEC 60068-2-14 between the reference temperatures according to data sheet, 1 h in water, insulation test, 24 h in water, insulation test, 8 temperature cycles per EN 60068-2-14/IEC 60068-2-14 between the reference temperatures according to data sheet, 7 days in water, insulation test.
	IP 68 per BWN Pr. 27	Balluff Factory Standard (BWN): Testing products for use in the foods industry.
	IP 69K	DIN 40050 Part 9 Protection against ingress of water at high pressure and steam cleaning.

Quality Management System in accordance with DIN EN ISO 9001:2000

Balluff Companies	
Balluff GmbH	Germany
Balluff Elektronika Kft	Hungary
Nihon Balluff Com. Ltd.	Japan
Balluff U.K. Ltd.	Great Britain
Balluff Automation s.r.l.	Italy
Balluff Inc.	USA
Gebhard Balluff Vetriebsgmbh	Austria
Balluff CZ	Czech Republic
Hy-Tech AG	Switzerland
Balluff Sensortechnik AG	Switzerland
Balluff Controles Elétricos Ltda.	Brazil

Environmental Management System
per DIN EN ISO 14001:2005

Balluff Companies	
Balluff GmbH	Germany
Balluff Elektronika Kft	Hungary

Testing Laboratory

The Balluff testing laboratory works in accordance with ISO/IEC 17025 and is accredited by the DATech for Testing of Electromagnetic Compatibility (EMC).

Balluff products meet the EU Directives

Products requiring marking are subjected to a conformity evaluation process according to the EU Directive and the product is marked with the CE Marking. Balluff products fall under the following EU Directives:

2004/108/EC	EMC Directive
2006/95/EC	Low-Voltage Directive applies to AC and AC/DC sensors
94/9/EC	ATEX Directive applies to products having the Ex marking

Approvals

... are granted by national and international institutions.
Their symbols affirm that our products meet the specifications of these institutions.
"US Safety System" and "Canadian Standards Association" under the auspices of Underwriters Laboratories Inc. (cUL).

CCC Marking by the Chinese CQC.

Balluff is a member of ALPHA

ALPHA, an association for testing and certification of low-voltage devices, promotes the individual responsibility of the manufacturer of such devices by means of uniform test procedures according to current standards and thereby supports the attainment of high product quality. ALPHA also grants nationally recognized product certificates when certain prerequisites are met. Through ALPHA's membership in LOVAG (Low Voltage Agreement Group), its certificates are also recognized in other European countries.

Cable Types, Tightening Torque, Wire Colors

Cable types

PUR cable, PUR jacketed	
No. of conductors × cross-section (mm²)	Outside diameter typ. (mm)
3×0.34	4.3...5.1
3×0.50	4.5...4.7
4×0.34	4.7...5.5

PVC cable, PVC jacketed	
No. of conductors × cross-section (mm²)	Outside diameter typ. (mm)
3×0.34	4.9...5.0
3×0.50	4.7...5.0
4×0.34	4.8...5.0

Least bending radius

	tensioned	untensioned
PUR	10×D	5×D
PVC	15×D	8×D
PUR shielded	10×D	5×D
PVC shielded	15×D	8×D

Bending cycles and drag chain compatibility for PUR materials

> 10×D	> 2 mil.
Vertical travel permitted	at 5 m/sec² 2 m
Horizontal travel permitted	at 5 m/sec² 5 m

Tightening torques

Permissible tightening torque for connectors	
M8	0.4 Nm
M12	0.6 Nm
7/8"	1.5 Nm

Wire colors
Coding per
DIN IEC 60757

BN	brown
BK	black
BU	blue
WH	white

Dimensions

M8 connectors, male straight and right-angle

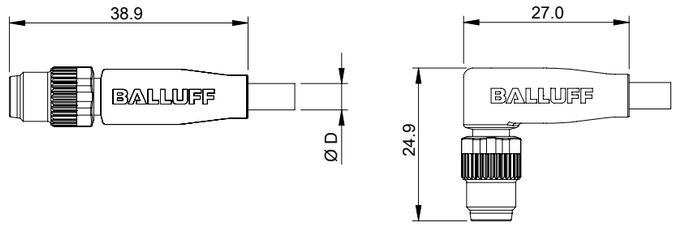

M8 connectors, female straight and right-angle

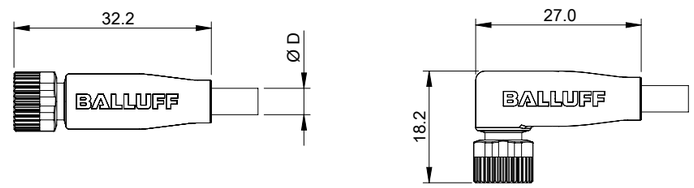

M12 connectors, male straight and right-angle

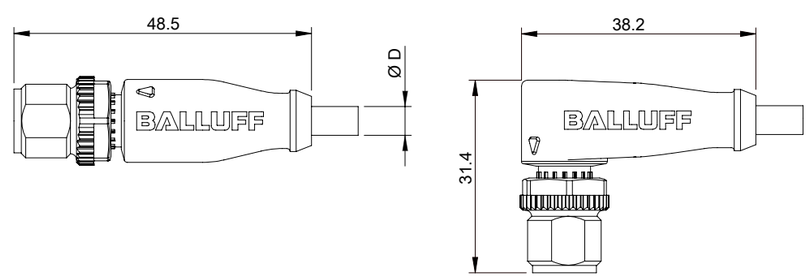

M12 connectors, female straight and right-angle

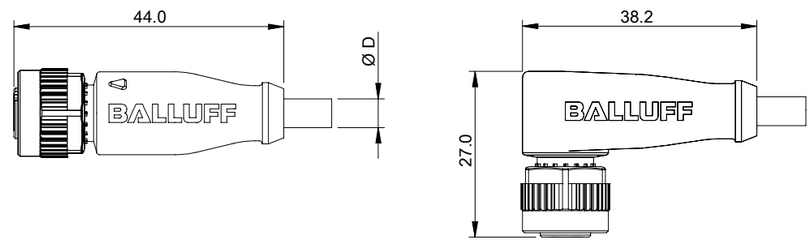

Connectors
M8-male straight and right-angle, 3-pin, no LED





Connector diagram and wiring		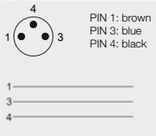	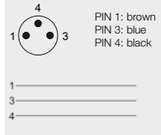
Operating voltage max. AC U_B		60 V AC	60 V AC
Operating voltage max. DC U_B		60 V DC	60 V DC
Cable		Molded-on	Molded-on
No. of wires × cross-section		3×0.34mm²	3×0.34mm²
Enclosure rating per IEC 60529		IP 67	IP 67
Ambient temperature T_a	PUR	–25 °C...+80 °C	–25 °C...+80 °C
	PUR shielded		
	PVC	–5 °C...+80 °C	–5 °C...+80 °C
	PVC shielded		
Version		Normally open	Normally open
LED			

Cable material	Color	Length	Ordering code	
			Part number	
PUR	black	2 m	**BCC02M2**	**BCC02M5**
			BCC M313-0000-20-001-PX0334-020	BCC M323-0000-20-001-PX0334-020
PUR	black	5 m	**BCC02M3**	**BCC02M6**
			BCC M313-0000-20-001-PX0334-050	BCC M323-0000-20-001-PX0334-050
PUR	black	10 m	**BCC02M4**	**BCC02M7**
			BCC M313-0000-20-001-PX0334-100	BCC M323-0000-20-001-PX0334-100
PUR shielded	black	2 m		
PUR shielded	black	5 m		
PUR shielded	black	10 m		
PVC	gray	2 m	**BCC02NL**	**BCC02NP**
			BCC M313-0000-20-001-VX8334-020	BCC M323-0000-20-001-VX8334-020
PVC	gray	5 m	**BCC02NM**	**BCC02NR**
			BCC M313-0000-20-001-VX8334-050	BCC M323-0000-20-001-VX8334-050
PVC	gray	10 m	**BCC02NN**	**BCC02NT**
			BCC M313-0000-20-001-VX8334-100	BCC M323-0000-20-001-VX8334-100
PVC shielded	gray	2 m		
PVC shielded	gray	5 m		
PVC shielded	gray	10 m		

Other cable materials, colors and lengths on request.
Connectors without LED are suitable for PNP and NPN switching functions.
NPN versions on request.

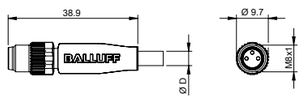

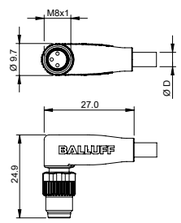

Connectors
M8-female straight and right-angle, 3-pin, with and without LED







Connector diagram and wiring		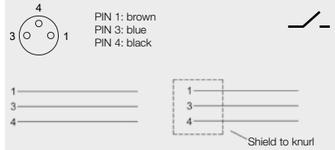	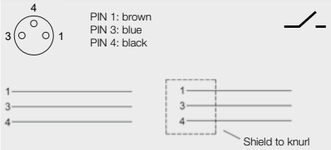	
Operating voltage max. AC U_B		60 V AC	60 V AC	
Operating voltage max. DC U_B		60 V DC	60 V DC	30 V DC
Cable		Molded-on	Molded-on	Molded-on
No. of wires × cross-section		3×0.34mm²	3×0.34mm²	3×0.34mm²
Enclosure rating per IEC 60529		IP 67	IP 67	IP 67
Ambient temperature T_a	PUR	–25 °C...+80 °C	–25 °C...+80 °C	–25 °C...+80 °C
	PUR shielded	–25 °C...+80 °C	–25 °C...+80 °C	
	PVC	–5 °C...+80 °C	–5 °C...+80 °C	–5 °C...+80 °C
	PVC shielded	–5 °C...+80 °C	–5 °C...+80 °C	
Version		Normally open	Normally open	PNP-Normally open
LED				green/yellow

Ordering code		
Part number		
BCC02M8	**BCC02ML**	**BCC02MH**
BCC M313-0000-10-001-PX0334-020	BCC M323-0000-10-001-PX0334-020	BCC M323-0000-10-004-PX0334-020
BCC02M9	**BCC02MM**	**BCC02MJ**
BCC M313-0000-10-001-PX0334-050	BCC M323-0000-10-001-PX0334-050	BCC M323-0000-10-004-PX0334-050
BCC02MA	**BCC02MN**	**BCC02MK**
BCC M313-0000-10-001-PX0334-100	BCC M323-0000-10-001-PX0334-100	BCC M323-0000-10-004-PX0334-100
BCC02MC	**BCC02MP**	
BCC M313-0000-10-036-PS0334-020	BCC M323-0000-10-036-PS0334-020	
BCC02ME	**BCC02MR**	
BCC M313-0000-10-036-PS0334-050	BCC M323-0000-10-036-PS0334-050	
BCC02MF	**BCC02MT**	
BCC M313-0000-10-036-PS0334-100	BCC M323-0000-10-036-PS0334-100	
BCC02NU	**BCC02P5**	**BCC02P2**
BCC M313-0000-10-001-VX8334-020	BCC M323-0000-10-001-VX8334-020	BCC M323-0000-10-004-VX8334-020
BCC02NW	**BCC02P6**	**BCC02P3**
BCC M313-0000-10-001-VX8334-050	BCC M323-0000-10-001-VX8334-050	BCC M323-0000-10-004-VX8334-050
BCC02NY	**BCC02P7**	**BCC02P4**
BCC M313-0000-10-001-VX8334-100	BCC M323-0000-10-001-VX8334-100	BCC M323-0000-10-004-VX8334-100
BCC02NZ	**BCC02P8**	
BCC M313-0000-10-036-VS8334-020	BCC M323-0000-10-036-VS8334-020	
BCC02P0	**BCC02P9**	
BCC M313-0000-10-036-VS8334-050	BCC M323-0000-10-036-VS8334-050	
BCC02P1	**BCC02PA**	
BCC M313-0000-10-036-VS8334-100	BCC M323-0000-10-036-VS8334-100	

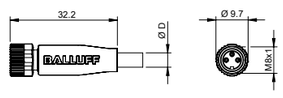

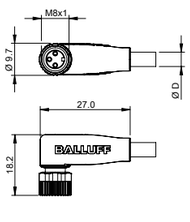

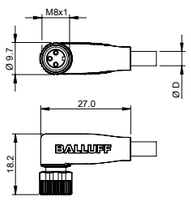

Connectors
M8-male straight and right-angle, 4-pin, no LED





Connector diagram and wiring				
Operating voltage max. AC U_B		30 V AC	30 V AC	
Operating voltage max. DC U_B		30 V DC	30 V DC	
Cable		Molded-on	Molded-on	
No. of wires × cross-section		4×0.34mm²	4×0.34mm²	
Enclosure rating per IEC 60529		IP 67	IP 67	
Ambient temperature T_a	PUR	–25 °C...+80 °C	–25 °C...+80 °C	
	PUR shielded			
	PVC	–5 °C...+80 °C	–5 °C...+80 °C	
	PVC shielded			
Version		Complementary (NO/NC)	Complementary (NO/NC)	
LED				

Cable material	Color	Length	Ordering code		
			Part number		
PUR	black	2 m	**BCC02MU**	**BCC02MZ**	
			BCC M314-0000-20-003-PX0434-020	BCC M324-0000-20-003-PX0434-020	
PUR	black	5 m	**BCC02MW**	**BCC02N0**	
			BCC M314-0000-20-003-PX0434-050	BCC M324-0000-20-003-PX0434-050	
PUR	black	10 m	**BCC02MY**	**BCC02N1**	
			BCC M314-0000-20-003-PX0434-100	BCC M324-0000-20-003-PX0434-100	
PUR shielded	black	2 m			
PUR shielded	black	5 m			
PUR shielded	black	10 m			
PVC	gray	2 m	**BCC02PC**	**BCC02PH**	
			BCC M314-0000-20-003-VX8434-020	BCC M324-0000-20-003-VX8434-020	
PVC	gray	5 m	**BCC02PE**	**BCC02PJ**	
			BCC M314-0000-20-003-VX8434-050	BCC M324-0000-20-003-VX8434-050	
PVC	gray	10 m	**BCC02PF**	**BCC02PK**	
			BCC M314-0000-20-003-VX8434-100	BCC M324-0000-20-003-VX8434-100	
PVC shielded	gray	2 m			
PVC shielded	gray	5 m			
PVC shielded	gray	10 m			

Other cable materials, colors and lengths on request.
Connectors without LED are suitable for PNP and NPN switching functions.
NPN versions on request.

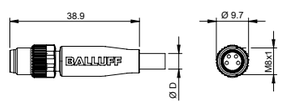

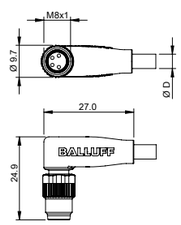

Connectors
M8-female straight and right-angle, 4-pin, with and without LED







Connector diagram and wiring		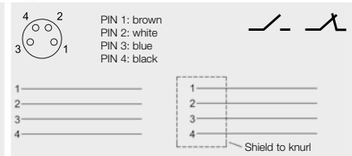	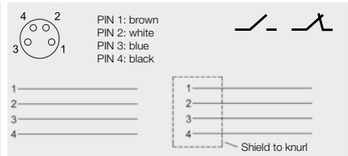	
Operating voltage max. AC U_B		30 V AC	30 V AC	
Operating voltage max. DC U_B		30 V DC	30 V DC	30 V DC
Cable		Molded-on	Molded-on	Molded-on
No. of wires × cross-section		4×0.34mm²	4×0.34mm²	4×0.34mm²
Enclosure rating per IEC 60529		IP 67	IP 67	IP 67
Ambient temperature T_a	PUR	–25 °C...+80 °C	–25 °C...+80 °C	–25 °C...+80 °C
	PUR shielded	–25 °C...+80 °C	–25 °C...+80 °C	
	PVC	–5 °C...+80 °C	–5 °C...+80 °C	–5 °C...+80 °C
	PVC shielded	–5 °C...+80 °C	–5 °C...+80 °C	
Version		Complementary (NO/NC)	Complementary (NO/NC)	PNP-complementary (NO/NC)
LED				green/yellow

Ordering code		
Part number		
BCC02N2	**BCC02NC**	**BCC02N8**
BCC M314-0000-10-003-PX0434-020	BCC M324-0000-10-003-PX0434-020	BCC M324-0000-10-008-PX0434-020
BCC02N3	**BCC02NE**	**BCC02N9**
BCC M314-0000-10-003-PX0434-050	BCC M324-0000-10-003-PX0434-050	BCC M324-0000-10-008-PX0434-050
BCC02N4	**BCC02NF**	**BCC02NA**
BCC M314-0000-10-003-PX0434-100	BCC M324-0000-10-003-PX0434-100	BCC M324-0000-10-008-PX0434-100
BCC02N5	**BCC02NH**	
BCC M314-0000-10-014-PS0434-020	BCC M324-0000-10-014-PS0434-020	
BCC02N6	**BCC02NJ**	
BCC M314-0000-10-014-PS0434-050	BCC M324-0000-10-014-PS0434-050	
BCC02N7	**BCC02NK**	
BCC M314-0000-10-014-PS0434-100	BCC M324-0000-10-014-PS0434-100	
BCC02PL	**BCC02PZ**	**BCC02PU**
BCC M314-0000-10-003-VX8434-020	BCC M324-0000-10-003-VX8434-020	BCC M324-0000-10-008-VX8434-020
BCC02PM	**BCC02R0**	**BCC02PW**
BCC M314-0000-10-003-VX8434-050	BCC M324-0000-10-003-VX8434-050	BCC M324-0000-10-008-VX8434-050
BCC02PN	**BCC02R1**	**BCC02PY**
BCC M314-0000-10-003-VX8434-100	BCC M324-0000-10-003-VX8434-100	BCC M324-0000-10-008-VX8434-100
BCC02PP	**BCC02R2**	
BCC M314-0000-10-014-VS8434-020	BCC M324-0000-10-014-VS8434-020	
BCC02PR	**BCC02R3**	
BCC M314-0000-10-014-VS8434-050	BCC M324-0000-10-014-VS8434-050	
BCC02PT	**BCC02R4**	
BCC M314-0000-10-014-VS8434-100	BCC M324-0000-10-014-VS8434-100	

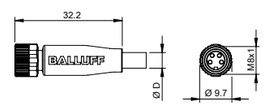

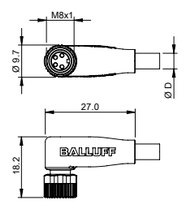

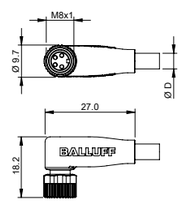

Connection cable
M8-female straight ↔ M8-male straight
or right-angle, 3-pin, no LED





Connector diagram and wiring	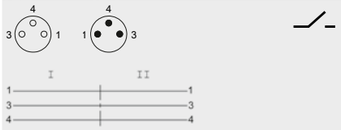	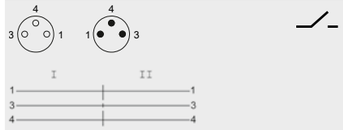	
Operating voltage max. AC U_B	60 V AC	60 V AC	
Operating voltage max. DC U_B	60 V DC	60 V DC	
Cable	Molded-on	Molded-on	
No. of wires × cross-section	3×0.34mm²	3×0.34mm²	
Enclosure rating per IEC 60529	IP 67	IP 67	
Ambient temperature T_a PUR	–25 °C...+80 °C	–25 °C...+80 °C	
Ambient temperature T_a PUR shielded			
Ambient temperature T_a PVC	–5 °C...+80 °C	–5 °C...+80 °C	
Ambient temperature T_a PVC shielded			
Version	Normally open	Normally open	
LED			

Cable material	Color	Length	Ordering code	Ordering code
			Part number	Part number
PUR	black	0.3 m	**BCC02R5**	**BCC02RE**
			BCC M313-M313-30-300-PX0334-003	BCC M313-M323-30-300-PX0334-003
PUR	black	0.6 m	**BCC02R6**	**BCC02RF**
			BCC M313-M313-30-300-PX0334-006	BCC M313-M323-30-300-PX0334-006
PUR	black	1 m	**BCC02R7**	**BCC02RH**
			BCC M313-M313-30-300-PX0334-010	BCC M313-M323-30-300-PX0334-010
PUR	black	1.5 m	**BCC02R8**	**BCC02RJ**
			BCC M313-M313-30-300-PX0334-015	BCC M313-M323-30-300-PX0334-015
PUR	black	2 m	**BCC02R9**	**BCC02RK**
			BCC M313-M313-30-300-PX0334-020	BCC M313-M323-30-300-PX0334-020
PUR	black	3 m	**BCC02RA**	**BCC02RL**
			BCC M313-M313-30-300-PX0334-030	BCC M313-M323-30-300-PX0334-030
PUR	black	5 m	**BCC02RC**	**BCC02RM**
			BCC M313-M313-30-300-PX0334-050	BCC M313-M323-30-300-PX0334-050
PVC	gray	0.3 m	**BCC02UR**	**BCC02W1**
			BCC M313-M313-30-300-VX8334-003	BCC M313-M323-30-300-VX8334-003
PVC	gray	0.6 m	**BCC02UT**	**BCC02W2**
			BCC M313-M313-30-300-VX8334-006	BCC M313-M323-30-300-VX8334-006
PVC	gray	1 m	**BCC02UU**	**BCC02W3**
			BCC M313-M313-30-300-VX8334-010	BCC M313-M323-30-300-VX8334-010
PVC	gray	1.5 m	**BCC02UW**	**BCC02W4**
			BCC M313-M313-30-300-VX8334-015	BCC M313-M323-30-300-VX8334-015
PVC	gray	2 m	**BCC02UY**	**BCC02W5**
			BCC M313-M313-30-300-VX8334-020	BCC M313-M323-30-300-VX8334-020
PVC	gray	3 m	**BCC02UZ**	**BCC02W6**
			BCC M313-M313-30-300-VX8334-030	BCC M313-M323-30-300-VX8334-030
PVC	gray	5 m	**BCC02W0**	**BCC02W7**
			BCC M313-M313-30-300-VX8334-050	BCC M313-M323-30-300-VX8334-050

Other cable materials, colors and lengths on request.
Connectors without LED are suitable for PNP and NPN switching functions.
NPN versions on request.

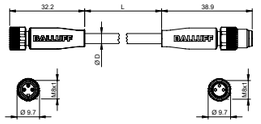

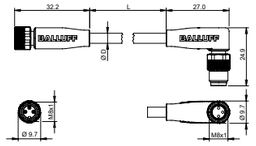

Connection cable
M8-female right-angle ↔ M8-male straight
or right-angle, 3-pin, with and without LED







Connector diagram and wiring	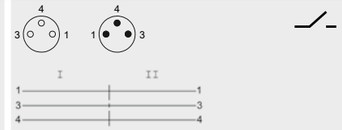	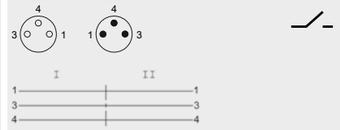	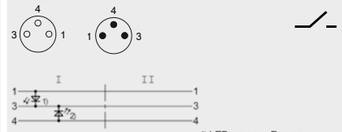
Operating voltage max. AC U_B	60 V AC	60 V AC	
Operating voltage max. DC U_B	60 V DC	60 V DC	30 V DC
Cable	Molded-on	Molded-on	Molded-on
No. of wires × cross-section	3×0.34mm²	3×0.34mm²	3×0.34mm²
Enclosure rating per IEC 60529	IP 67	IP 67	IP 67
Ambient temperature T_a PUR	–25 °C...+80 °C	–25 °C...+80 °C	–25 °C...+80 °C
Ambient temperature T_a PUR shielded			
Ambient temperature T_a PVC	–5 °C...+80 °C	–5 °C...+80 °C	–5 °C...+80 °C
Ambient temperature T_a PVC shielded			
Version	Normally open	Normally open	PNP-Normally open
LED			green/yellow

Ordering code	Ordering code	Ordering code
Part number	Part number	Part number
BCC02T6	**BCC02RZ**	**BCC02RN**
BCC M323-M323-30-300-PX0334-003	BCC M323-M313-30-300-PX0334-003	BCC M323-M313-30-602-PX0334-003
BCC02T7	**BCC02T0**	**BCC02RP**
BCC M323-M323-30-300-PX0334-006	BCC M323-M313-30-300-PX0334-006	BCC M323-M313-30-602-PX0334-006
BCC02T8	**BCC02T1**	**BCC02RR**
BCC M323-M323-30-300-PX0334-010	BCC M323-M313-30-300-PX0334-010	BCC M323-M313-30-602-PX0334-010
BCC02T9	**BCC02T2**	**BCC02RT**
BCC M323-M323-30-300-PX0334-015	BCC M323-M313-30-300-PX0334-015	BCC M323-M313-30-602-PX0334-015
BCC02TA	**BCC02T3**	**BCC02RU**
BCC M323-M323-30-300-PX0334-020	BCC M323-M313-30-300-PX0334-020	BCC M323-M313-30-602-PX0334-020
BCC02TC	**BCC02T4**	**BCC02RW**
BCC M323-M323-30-300-PX0334-030	BCC M323-M313-30-300-PX0334-030	BCC M323-M313-30-602-PX0334-030
BCC02TE	**BCC02T5**	**BCC02RY**
BCC M323-M323-30-300-PX0334-050	BCC M323-M313-30-300-PX0334-050	BCC M323-M313-30-602-PX0334-050
BCC02WT	**BCC02WJ**	**BCC02W8**
BCC M323-M323-30-300-VX8334-003	BCC M323-M313-30-300-VX8334-003	BCC M323-M313-30-602-VX8334-003
BCC02WU	**BCC02WK**	**BCC02W9**
BCC M323-M323-30-300-VX8334-006	BCC M323-M313-30-300-VX8334-006	BCC M323-M313-30-602-VX8334-006
BCC02WW	**BCC02WL**	**BCC02WA**
BCC M323-M323-30-300-VX8334-010	BCC M323-M313-30-300-VX8334-010	BCC M323-M313-30-602-VX8334-010
BCC02WY	**BCC02WM**	**BCC02WC**
BCC M323-M323-30-300-VX8334-015	BCC M323-M313-30-300-VX8334-015	BCC M323-M313-30-602-VX8334-015
BCC02WZ	**BCC02WN**	**BCC02WE**
BCC M323-M323-30-300-VX8334-020	BCC M323-M313-30-300-VX8334-020	BCC M323-M313-30-602-VX8334-020
BCC02Y0	**BCC02WP**	**BCC02WF**
BCC M323-M323-30-300-VX8334-030	BCC M323-M313-30-300-VX8334-030	BCC M323-M313-30-602-VX8334-030
BCC02Y1	**BCC02WR**	**BCC02WH**
BCC M323-M323-30-300-VX8334-050	BCC M323-M313-30-300-VX8334-050	BCC M323-M313-30-602-VX8334-050

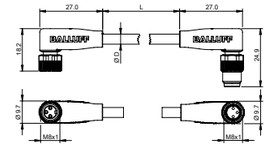

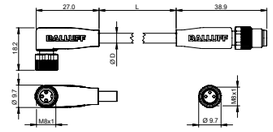

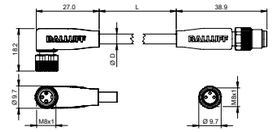



Connection cable
M8-female straight ↔ M8-male straight
or right-angle, 4-pin, no LED





Connector diagram and wiring	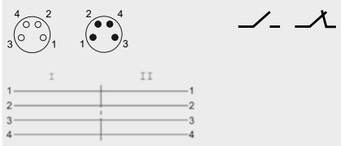	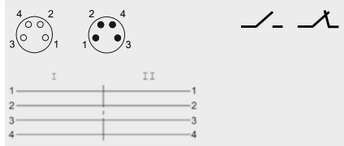	
Operating voltage max. AC U_B	30 V AC	30 V AC	
Operating voltage max. DC U_B	30 V DC	30 V DC	
Cable	Molded-on	Molded-on	
No. of wires × cross-section	4×0.34mm²	4×0.34mm²	
Enclosure rating per IEC 60529	IP 67	IP 67	
Ambient temperature T_a PUR	–25 °C...+80 °C	–25 °C...+80 °C	
Ambient temperature T_a PUR shielded			
Ambient temperature T_a PVC	–5 °C...+80 °C	–5 °C...+80 °C	
Ambient temperature T_a PVC shielded			
Version	Complementary (NO/NC)	Complementary (NO/NC)	
LED			

Cable material	Color	Length	Ordering code	Ordering code
			Part number	Part number
PUR	black	0.3 m	**BCC02TF**	**BCC02TP**
			BCC M314-M314-30-304-PX0434-003	BCC M314-M324-30-304-PX0434-003
PUR	black	0.6 m	**BCC02TH**	**BCC02TR**
			BCC M314-M314-30-304-PX0434-006	BCC M314-M324-30-304-PX0434-006
PUR	black	1 m	**BCC02TJ**	**BCC02TT**
			BCC M314-M314-30-304-PX0434-010	BCC M314-M324-30-304-PX0434-010
PUR	black	1.5 m	**BCC02TK**	**BCC02TU**
			BCC M314-M314-30-304-PX0434-015	BCC M314-M324-30-304-PX0434-015
PUR	black	2 m	**BCC02TL**	**BCC02TW**
			BCC M314-M314-30-304-PX0434-020	BCC M314-M324-30-304-PX0434-020
PUR	black	3 m	**BCC02TM**	**BCC02TY**
			BCC M314-M314-30-304-PX0434-030	BCC M314-M324-30-304-PX0434-030
PUR	black	5 m	**BCC02TN**	**BCC02TZ**
			BCC M314-M314-30-304-PX0434-050	BCC M314-M324-30-304-PX0434-050
PVC	gray	0.3 m	**BCC02Y2**	**BCC02Y9**
			BCC M314-M314-30-304-VX8434-003	BCC M314-M324-30-304-VX8434-003
PVC	gray	0.6 m	**BCC02Y3**	**BCC02YA**
			BCC M314-M314-30-304-VX8434-006	BCC M314-M324-30-304-VX8434-006
PVC	gray	1 m	**BCC02Y4**	**BCC02YC**
			BCC M314-M314-30-304-VX8434-010	BCC M314-M324-30-304-VX8434-010
PVC	gray	1.5 m	**BCC02Y5**	**BCC02YE**
			BCC M314-M314-30-304-VX8434-015	BCC M314-M324-30-304-VX8434-015
PVC	gray	2 m	**BCC02Y6**	**BCC02YF**
			BCC M314-M314-30-304-VX8434-020	BCC M314-M324-30-304-VX8434-020
PVC	gray	3 m	**BCC02Y7**	**BCC02YH**
			BCC M314-M314-30-304-VX8434-030	BCC M314-M324-30-304-VX8434-030
PVC	gray	5 m	**BCC02Y8**	**BCC02YJ**
			BCC M314-M314-30-304-VX8434-050	BCC M314-M324-30-304-VX8434-050

Other cable materials, colors and lengths on request.
Connectors without LED are suitable for PNP and NPN switching functions.
NPN versions on request.

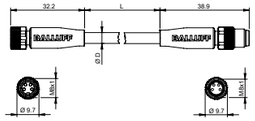

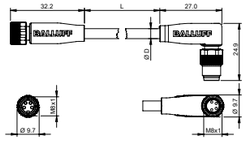

Connection cable
M8-female right-angle ↔ M8-male straight
or right-angle, 4-pin, with and without LED







Connector diagram and wiring	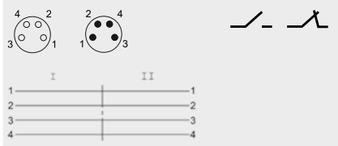	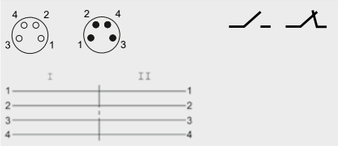	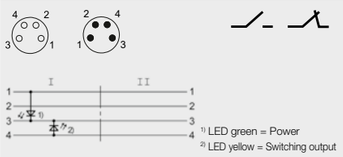 1) LED green = Power 2) LED yellow = Switching output
Operating voltage max. AC U_B	30 V AC	30 V AC	
Operating voltage max. DC U_B	30 V DC	30 V DC	30 V DC
Cable	Molded-on	Molded-on	Molded-on
No. of wires × cross-section	4×0.34mm²	4×0.34mm²	4×0.34mm²
Enclosure rating per IEC 60529	IP 67	IP 67	IP 67
Ambient temperature T_a PUR	–25 °C...+80 °C	–25 °C...+80 °C	–25 °C...+80 °C
Ambient temperature T_a PUR shielded			
Ambient temperature T_a PVC	–5 °C...+80 °C	–5 °C...+80 °C	–5 °C...+80 °C
Ambient temperature T_a PVC shielded			
Version	Complementary (NO/NC)	Complementary (NO/NC)	PNP-complementary (NO/NC)
LED			green/yellow

Ordering code	Ordering code	Ordering code
Part number	Part number	Part number
BCC02UH	**BCC02U7**	**BCC02U0**
BCC M324-M324-30-304-PX0434-003	BCC M324-M314-30-304-PX0434-003	BCC M324-M314-30-606-PX0434-003
BCC02UJ	**BCC02U8**	**BCC02U1**
BCC M324-M324-30-304-PX0434-006	BCC M324-M314-30-304-PX0434-006	BCC M324-M314-30-606-PX0434-006
BCC02UK	**BCC02U9**	**BCC02U2**
BCC M324-M324-30-304-PX0434-010	BCC M324-M314-30-304-PX0434-010	BCC M324-M314-30-606-PX0434-010
BCC02UL	**BCC02UA**	**BCC02U3**
BCC M324-M324-30-304-PX0434-015	BCC M324-M314-30-304-PX0434-015	BCC M324-M314-30-606-PX0434-015
BCC02UM	**BCC02UC**	**BCC02U4**
BCC M324-M324-30-304-PX0434-020	BCC M324-M314-30-304-PX0434-020	BCC M324-M314-30-606-PX0434-020
BCC02UN	**BCC02UE**	**BCC02U5**
BCC M324-M324-30-304-PX0434-030	BCC M324-M314-30-304-PX0434-030	BCC M324-M314-30-606-PX0434-030
BCC02UP	**BCC02UF**	**BCC02U6**
BCC M324-M324-30-304-PX0434-050	BCC M324-M314-30-304-PX0434-050	BCC M324-M314-30-606-PX0434-050
BCC02Z3	**BCC02YU**	**BCC02YK**
BCC M324-M324-30-304-VX8434-003	BCC M324-M314-30-304-VX8434-003	BCC M324-M314-30-606-VX8434-003
BCC02Z4	**BCC02YW**	**BCC02YL**
BCC M324-M324-30-304-VX8434-006	BCC M324-M314-30-304-VX8434-006	BCC M324-M314-30-606-VX8434-006
BCC02Z5	**BCC02YY**	**BCC02YM**
BCC M324-M324-30-304-VX8434-010	BCC M324-M314-30-304-VX8434-010	BCC M324-M314-30-606-VX8434-010
BCC02Z6	**BCC02YZ**	**BCC02YN**
BCC M324-M324-30-304-VX8434-015	BCC M324-M314-30-304-VX8434-015	BCC M324-M314-30-606-VX8434-015
BCC02Z7	**BCC02Z0**	**BCC02YP**
BCC M324-M324-30-304-VX8434-020	BCC M324-M314-30-304-VX8434-020	BCC M324-M314-30-606-VX8434-020
BCC02Z8	**BCC02Z1**	**BCC02YR**
BCC M324-M324-30-304-VX8434-030	BCC M324-M314-30-304-VX8434-030	BCC M324-M314-30-606-VX8434-030
BCC02Z9	**BCC02Z2**	**BCC02YT**
BCC M324-M324-30-304-VX8434-050	BCC M324-M314-30-304-VX8434-050	BCC M324-M314-30-606-VX8434-050

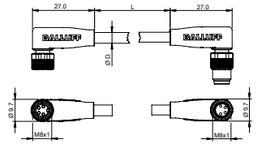

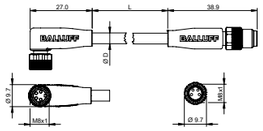

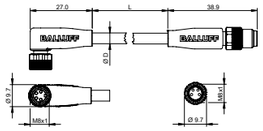

Connection cable
M8-female straight ↔ M12-male straight or right-angle, 3-pin, no LED





Connector diagram and wiring	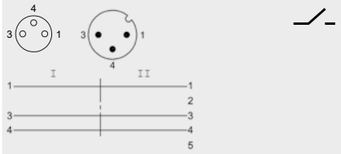	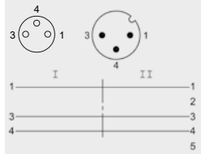	
Operating voltage max. AC U_B	60 V AC	60 V AC	
Operating voltage max. DC U_B	60 V DC	60 V DC	
Cable	Molded-on	Molded-on	
No. of wires × cross-section	3×0.34mm²	3×0.34mm²	
Enclosure rating per IEC 60529	IP 67	IP 67	
Ambient temperature T_a PUR	–25 °C...+80 °C	–25 °C...+80 °C	
Ambient temperature T_a PUR shielded			
Ambient temperature T_a PVC	–5 °C...+80 °C	–5 °C...+80 °C	
Ambient temperature T_a PVC shielded			
Version	Normally open	Normally open	
LED			

Cable material	Color	Length	Ordering code	Ordering code
			Part number	Part number
PUR	black	0.3 m	**BCC03F4**	**BCC03FC**
			BCC M313-M413-3E-300-PX0334-003	BCC M313-M423-3E-300-PX0334-003
PUR	black	0.6 m	**BCC03F5**	**BCC03FE**
			BCC M313-M413-3E-300-PX0334-006	BCC M313-M423-3E-300-PX0334-006
PUR	black	1 m	**BCC03F6**	**BCC03FF**
			BCC M313-M413-3E-300-PX0334-010	BCC M313-M423-3E-300-PX0334-010
PUR	black	1.5 m	**BCC03F7**	**BCC03FH**
			BCC M313-M413-3E-300-PX0334-015	BCC M313-M423-3E-300-PX0334-015
PUR	black	2 m	**BCC03F8**	**BCC03FJ**
			BCC M313-M413-3E-300-PX0334-020	BCC M313-M423-3E-300-PX0334-020
PUR	black	3 m	**BCC03F9**	**BCC03FK**
			BCC M313-M413-3E-300-PX0334-030	BCC M313-M423-3E-300-PX0334-030
PUR	black	5 m	**BCC03FA**	**BCC03FL**
			BCC M313-M413-3E-300-PX0334-050	BCC M313-M423-3E-300-PX0334-050
PVC	gray	0.3 m	**BCC03HE**	**BCC03HN**
			BCC M313-M413-3E-300-VX8334-003	BCC M313-M423-3E-300-VX8334-003
PVC	gray	0.6 m	**BCC03HF**	**BCC03HP**
			BCC M313-M413-3E-300-VX8334-006	BCC M313-M423-3E-300-VX8334-006
PVC	gray	1 m	**BCC03HH**	**BCC03HR**
			BCC M313-M413-3E-300-VX8334-010	BCC M313-M423-3E-300-VX8334-010
PVC	gray	1.5 m	**BCC03HJ**	**BCC03HT**
			BCC M313-M413-3E-300-VX8334-015	BCC M313-M423-3E-300-VX8334-015
PVC	gray	2 m	**BCC03HK**	**BCC03HU**
			BCC M313-M413-3E-300-VX8334-020	BCC M313-M423-3E-300-VX8334-020
PVC	gray	3 m	**BCC03HL**	**BCC03HW**
			BCC M313-M413-3E-300-VX8334-030	BCC M313-M423-3E-300-VX8334-030
PVC	gray	5 m	**BCC03HM**	**BCC03HY**
			BCC M313-M413-3E-300-VX8334-050	BCC M313-M423-3E-300-VX8334-050

Other cable materials, colors and lengths on request.
Connectors without LED are suitable for PNP and NPN switching functions.
NPN versions on request.

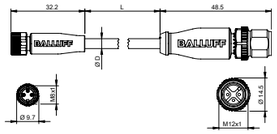

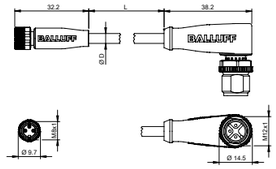

Please visit www.balluff.com for more details

Connection cable
M8-female right-angle ↔ M12-male straight or right-angle, 3-pin, with and without LED







Connector diagram and wiring	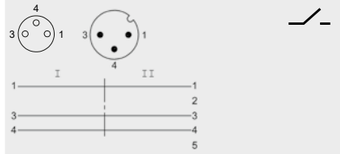	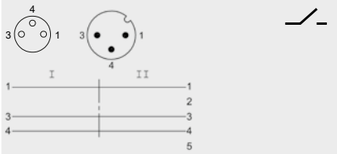	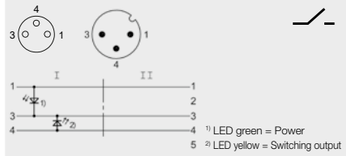
Operating voltage max. AC U_B	60 V AC	60 V AC	
Operating voltage max. DC U_B	60 V DC	60 V DC	30 V DC
Cable	Molded-on	Molded-on	Molded-on
No. of wires × cross-section	3×0.34mm²	3×0.34mm²	3×0.34mm²
Enclosure rating per IEC 60529	IP 67	IP 67	IP 67
Ambient temperature T_a PUR	–25 °C...+80 °C	–25 °C...+80 °C	–25 °C...+80 °C
Ambient temperature T_a PUR shielded			
Ambient temperature T_a PVC	–5 °C...+80 °C	–5 °C...+80 °C	–5 °C...+80 °C
Ambient temperature T_a PVC shielded			
Version	Normally open	Normally open	PNP-Normally open
LED			green/yellow

Ordering code	Ordering code	Ordering code
Part number	Part number	Part number
BCC03FY	**BCC03FM**	**BCC03H5**
BCC M323-M423-3E-300-PX0334-003	BCC M323-M413-3E-300-PX0334-003	BCC M323-M413-3E-602-PX0334-003
BCC03FZ	**BCC03FN**	**BCC03H6**
BCC M323-M423-3E-300-PX0334-006	BCC M323-M413-3E-300-PX0334-006	BCC M323-M413-3E-602-PX0334-006
BCC03H0	**BCC03FP**	**BCC03H7**
BCC M323-M423-3E-300-PX0334-010	BCC M323-M413-3E-300-PX0334-010	BCC M323-M413-3E-602-PX0334-010
BCC03H1	**BCC03FR**	**BCC03H8**
BCC M323-M423-3E-300-PX0334-015	BCC M323-M413-3E-300-PX0334-015	BCC M323-M413-3E-602-PX0334-015
BCC03H2	**BCC03FT**	**BCC03H9**
BCC M323-M423-3E-300-PX0334-020	BCC M323-M413-3E-300-PX0334-020	BCC M323-M413-3E-602-PX0334-020
BCC03H3	**BCC03FU**	**BCC03HA**
BCC M323-M423-3E-300-PX0334-030	BCC M323-M413-3E-300-PX0334-030	BCC M323-M413-3E-602-PX0334-030
BCC03H4	**BCC03FW**	**BCC03HC**
BCC M323-M423-3E-300-PX0334-050	BCC M323-M413-3E-300-PX0334-050	BCC M323-M413-3E-602-PX0334-050
BCC03J6	**BCC03HZ**	**BCC03JF**
BCC M323-M423-3E-300-VX8334-003	BCC M323-M413-3E-300-VX8334-003	BCC M323-M413-3E-602-VX8334-003
BCC03J7	**BCC03J0**	**BCC03JH**
BCC M323-M423-3E-300-VX8334-006	BCC M323-M413-3E-300-VX8334-006	BCC M323-M413-3E-602-VX8334-006
BCC03J8	**BCC03J1**	**BCC03JJ**
BCC M323-M423-3E-300-VX8334-010	BCC M323-M413-3E-300-VX8334-010	BCC M323-M413-3E-602-VX8334-010
BCC03J9	**BCC03J2**	**BCC03JK**
BCC M323-M423-3E-300-VX8334-015	BCC M323-M413-3E-300-VX8334-015	BCC M323-M413-3E-602-VX8334-015
BCC03JA	**BCC03J3**	**BCC03JL**
BCC M323-M423-3E-300-VX8334-020	BCC M323-M413-3E-300-VX8334-020	BCC M323-M413-3E-602-VX8334-020
BCC03JC	**BCC03J4**	**BCC03JM**
BCC M323-M423-3E-300-VX8334-030	BCC M323-M413-3E-300-VX8334-030	BCC M323-M413-3E-602-VX8334-030
BCC03JE	**BCC03J5**	**BCC03JN**
BCC M323-M423-3E-300-VX8334-050	BCC M323-M413-3E-300-VX8334-050	BCC M323-M413-3E-602-VX8334-050

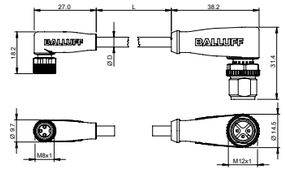

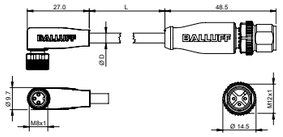

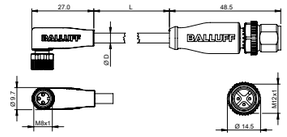

Connection cable
M8-female straight ↔ M12-male straight
or right-angle, 4-pin, no LED





Connector diagram and wiring	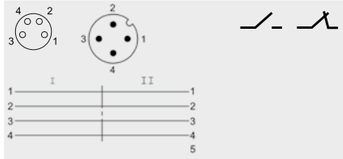	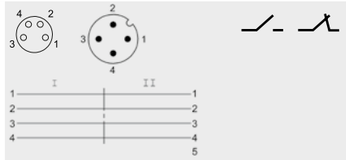	
Operating voltage max. AC U_B	30 V AC	30 V AC	
Operating voltage max. DC U_B	30 V DC	30 V DC	
Cable	Molded-on	Molded-on	
No. of wires × cross-section	4×0.34mm²	4×0.34mm²	
Enclosure rating per IEC 60529	IP 67	IP 67	
Ambient temperature T_a PUR	–25 °C...+80 °C	–25 °C...+80 °C	
Ambient temperature T_a PUR shielded			
Ambient temperature T_a PVC	–5 °C...+80 °C	–5 °C...+80 °C	
Ambient temperature T_a PVC shielded			
Version	Complementary (NO/NC)	Complementary (NO/NC)	
LED			

Cable material	Color	Length	Ordering code	
			Part number	
PUR	black	0.3 m	**BCC03JP**	**BCC03K0**
			BCC M314-M414-3E-304-PX0434-003	BCC M314-M424-3E-304-PX0434-003
PUR	black	0.6 m	**BCC03JR**	**BCC03K1**
			BCC M314-M414-3E-304-PX0434-006	BCC M314-M424-3E-304-PX0434-006
PUR	black	1 m	**BCC03JT**	**BCC03K2**
			BCC M314-M414-3E-304-PX0434-010	BCC M314-M424-3E-304-PX0434-010
PUR	black	1.5 m	**BCC03JU**	**BCC03K3**
			BCC M314-M414-3E-304-PX0434-015	BCC M314-M424-3E-304-PX0434-015
PUR	black	2 m	**BCC03JW**	**BCC03K4**
			BCC M314-M414-3E-304-PX0434-020	BCC M314-M424-3E-304-PX0434-020
PUR	black	3 m	**BCC03JY**	**BCC03K5**
			BCC M314-M414-3E-304-PX0434-030	BCC M314-M424-3E-304-PX0434-030
PUR	black	5 m	**BCC03JZ**	**BCC03K6**
			BCC M314-M414-3E-304-PX0434-050	BCC M314-M424-3E-304-PX0434-050
PVC	gray	0.3 m	**BCC03L1**	**BCC03L8**
			BCC M314-M414-3E-304-VX8434-003	BCC M314-M424-3E-304-VX8434-003
PVC	gray	0.6 m	**BCC03L2**	**BCC03L9**
			BCC M314-M414-3E-304-VX8434-006	BCC M314-M424-3E-304-VX8434-006
PVC	gray	1 m	**BCC03L3**	**BCC03LA**
			BCC M314-M414-3E-304-VX8434-010	BCC M314-M424-3E-304-VX8434-010
PVC	gray	1.5 m	**BCC03L4**	**BCC03LC**
			BCC M314-M414-3E-304-VX8434-015	BCC M314-M424-3E-304-VX8434-015
PVC	gray	2 m	**BCC03L5**	**BCC03LE**
			BCC M314-M414-3E-304-VX8434-020	BCC M314-M424-3E-304-VX8434-020
PVC	gray	3 m	**BCC03L6**	**BCC03LF**
			BCC M314-M414-3E-304-VX8434-030	BCC M314-M424-3E-304-VX8434-030
PVC	gray	5 m	**BCC03L7**	**BCC03LH**
			BCC M314-M414-3E-304-VX8434-050	BCC M314-M424-3E-304-VX8434-050

Other cable materials, colors and lengths on request.
Connectors without LED are suitable for PNP and NPN switching functions.
NPN versions on request.

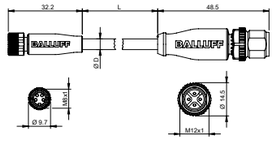

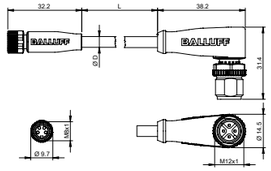

Connection cable
M8-female right-angle ↔ M12-male straight
or right-angle, 4-pin, with and without LED







Connector diagram and wiring	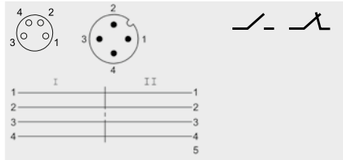	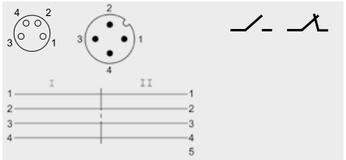	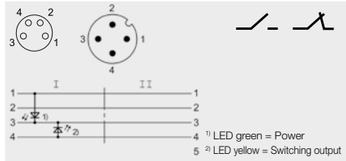
Operating voltage max. AC U_B	30 V AC	30 V AC	
Operating voltage max. DC U_B	30 V DC	30 V DC	30 V DC
Cable	Molded-on	Molded-on	Molded-on
No. of wires × cross-section	4×0.34mm²	4×0.34mm²	4×0.34mm²
Enclosure rating per IEC 60529	IP 67	IP 67	IP 67
Ambient temperature T_a PUR	–25 °C...+80 °C	–25 °C...+80 °C	–25 °C...+80 °C
Ambient temperature T_a PUR shielded			
Ambient temperature T_a PVC	–5 °C...+80 °C	–5 °C...+80 °C	–5 °C...+80 °C
Ambient temperature T_a PVC shielded			
Version	Complementary (NO/NC)	Complementary (NO/NC)	PNP-complementary (NO/NC)
LED			green/yellow

Ordering code		
Part number		
BCC03KH	**BCC03K7**	**BCC03KR**
BCC M324-M424-3E-304-PX0434-003	BCC M324-M414-3E-304-PX0434-003	BCC M324-M414-3E-606-PX0434-003
BCC03KJ	**BCC03K8**	**BCC03KT**
BCC M324-M424-3E-304-PX0434-006	BCC M324-M414-3E-304-PX0434-006	BCC M324-M414-3E-606-PX0434-006
BCC03KK	**BCC03K9**	**BCC03KU**
BCC M324-M424-3E-304-PX0434-010	BCC M324-M414-3E-304-PX0434-010	BCC M324-M414-3E-606-PX0434-010
BCC03KL	**BCC03KA**	**BCC03KW**
BCC M324-M424-3E-304-PX0434-015	BCC M324-M414-3E-304-PX0434-015	BCC M324-M414-3E-606-PX0434-015
BCC03KM	**BCC03KC**	**BCC03KY**
BCC M324-M424-3E-304-PX0434-020	BCC M324-M414-3E-304-PX0434-020	BCC M324-M414-3E-606-PX0434-020
BCC03KN	**BCC03KE**	**BCC03KZ**
BCC M324-M424-3E-304-PX0434-030	BCC M324-M414-3E-304-PX0434-030	BCC M324-M414-3E-606-PX0434-030
BCC03KP	**BCC03KF**	**BCC03L0**
BCC M324-M424-3E-304-PX0434-050	BCC M324-M414-3E-304-PX0434-050	BCC M324-M414-3E-606-PX0434-050
BCC03LT	**BCC03LJ**	**BCC03M2**
BCC M324-M424-3E-304-VX8434-003	BCC M324-M414-3E-304-VX8434-003	BCC M324-M414-3E-606-VX8434-003
BCC03LU	**BCC03LK**	**BCC03M3**
BCC M324-M424-3E-304-VX8434-006	BCC M324-M414-3E-304-VX8434-006	BCC M324-M414-3E-606-VX8434-006
BCC03LW	**BCC03LL**	**BCC03M4**
BCC M324-M424-3E-304-VX8434-010	BCC M324-M414-3E-304-VX8434-010	BCC M324-M414-3E-606-VX8434-010
BCC03LY	**BCC03LM**	**BCC03M5**
BCC M324-M424-3E-304-VX8434-015	BCC M324-M414-3E-304-VX8434-015	BCC M324-M414-3E-606-VX8434-015
BCC03LZ	**BCC03LN**	**BCC03M6**
BCC M324-M424-3E-304-VX8434-020	BCC M324-M414-3E-304-VX8434-020	BCC M324-M414-3E-606-VX8434-020
BCC03M0	**BCC03LP**	**BCC03M7**
BCC M324-M424-3E-304-VX8434-030	BCC M324-M414-3E-304-VX8434-030	BCC M324-M414-3E-606-VX8434-030
BCC03M1	**BCC03LR**	**BCC03M8**
BCC M324-M424-3E-304-VX8434-050	BCC M324-M414-3E-304-VX8434-050	BCC M324-M414-3E-606-VX8434-050

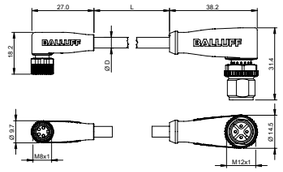

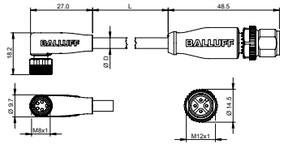

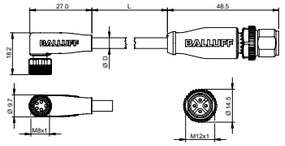

Connectors
M12-male straight, 3-pin, no LED





Connector diagram and wiring	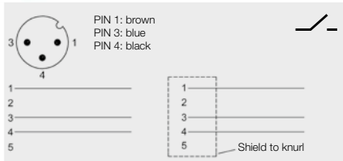	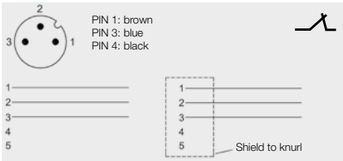	
Operating voltage max. AC U_B	250 V AC	250 V AC	
Operating voltage max. DC U_B	250 V DC	250 V DC	
Cable	Molded-on	Molded-on	
No. of wires × cross-section	3×0.34mm²	3×0.34mm²	
Enclosure rating per IEC 60529	IP 68	IP 68	
Ambient temperature T_a PUR	–25 °C...+80 °C	–25 °C...+80 °C	
PUR shielded	–25 °C...+80 °C	–25 °C...+80 °C	
PVC	–5 °C...+80 °C	–5 °C...+80 °C	
PVC shielded	–5 °C...+80 °C	–5 °C...+80 °C	
Version	Normally open	Normally closed	
LED			

Cable material	Color	Length	Ordering code		Ordering code		
			Part number		Part number		
PUR	black	2 m	**BCC02ZA**	**BCC02ZF**	**BCC02ZY**	**BCC0301**	**BCC02ZT**
			BCC M413-0000-2A-001-PX0334-020	BCC M413-0000-2A-002-PX0334-020	BCC M423-0000-2A-001-PX0334-020	BCC M423-0000-2A-002-PX0334-020	BCC M423-0000-2A-004-PX0334-020
PUR	black	5 m	**BCC02ZC**	**BCC02ZH**	**BCC02ZZ**	**BCC0302**	**BCC02ZU**
			BCC M413-0000-2A-001-PX0334-050	BCC M413-0000-2A-002-PX0334-050	BCC M423-0000-2A-001-PX0334-050	BCC M423-0000-2A-002-PX0334-050	BCC M423-0000-2A-004-PX0334-050
PUR	black	10 m	**BCC02ZE**	**BCC02ZJ**	**BCC0300**	**BCC0303**	**BCC02ZW**
			BCC M413-0000-2A-001-PX0334-100	BCC M413-0000-2A-002-PX0334-100	BCC M423-0000-2A-001-PX0334-100	BCC M423-0000-2A-002-PX0334-100	BCC M423-0000-2A-004-PX0334-100
PUR shielded	black	2 m	**BCC02ZK**	**BCC02ZN**	**BCC0304**	**BCC0307**	
			BCC M413-0000-2A-036-PS0334-020	BCC M413-0000-2A-037-PS0334-020	BCC M423-0000-2A-036-PS0334-020	BCC M423-0000-2A-037-PS0334-020	
PUR shielded	black	5 m	**BCC02ZL**	**BCC02ZP**	**BCC0305**	**BCC0308**	
			BCC M413-0000-2A-036-PS0334-050	BCC M413-0000-2A-037-PS0334-050	BCC M423-0000-2A-036-PS0334-050	BCC M423-0000-2A-037-PS0334-050	
PUR shielded	black	10 m	**BCC02ZM**	**BCC02ZR**	**BCC0306**	**BCC0309**	
			BCC M413-0000-2A-036-PS0334-100	BCC M413-0000-2A-037-PS0334-100	BCC M423-0000-2A-036-PS0334-100	BCC M423-0000-2A-037-PS0334-100	
PVC	gray	2 m	**BCC0334**	**BCC0337**	**BCC033N**	**BCC033T**	**BCC033K**
			BCC M413-0000-2A-001-VX8334-020	BCC M413-0000-2A-002-VX8334-020	BCC M423-0000-2A-001-VX8334-020	BCC M423-0000-2A-002-VX8334-020	BCC M423-0000-2A-004-VX8334-020
PVC	gray	5 m	**BCC0335**	**BCC0338**	**BCC033P**	**BCC033U**	**BCC033L**
			BCC M413-0000-2A-001-VX8334-050	BCC M413-0000-2A-002-VX8334-050	BCC M423-0000-2A-001-VX8334-050	BCC M423-0000-2A-002-VX8334-050	BCC M423-0000-2A-004-VX8334-050
PVC	gray	10 m	**BCC0336**	**BCC0339**	**BCC033R**	**BCC033W**	**BCC033M**
			BCC M413-0000-2A-001-VX8334-100	BCC M413-0000-2A-002-VX8334-100	BCC M423-0000-2A-001-VX8334-100	BCC M423-0000-2A-002-VX8334-100	BCC M423-0000-2A-004-VX8334-100
PVC shielded	gray	2 m	**BCC033A**	**BCC033F**	**BCC033Y**	**BCC0341**	
			BCC M413-0000-2A-036-VS8334-020	BCC M413-0000-2A-037-VS8334-020	BCC M423-0000-2A-036-VS8334-020	BCC M423-0000-2A-037-VS8334-020	
PVC shielded	gray	5 m	**BCC033C**	**BCC033H**	**BCC033Z**	**BCC0342**	
			BCC M413-0000-2A-036-VS8334-050	BCC M413-0000-2A-037-VS8334-050	BCC M423-0000-2A-036-VS8334-050	BCC M423-0000-2A-037-VS8334-050	
PVC shielded	gray	10 m	**BCC033E**	**BCC033J**	**BCC0340**	**BCC0343**	
			BCC M413-0000-2A-036-VS8334-100	BCC M413-0000-2A-037-VS8334-100	BCC M423-0000-2A-036-VS8334-100	BCC M423-0000-2A-037-VS8334-100	

Other cable materials, colors and lengths on request.
Connectors without LED are suitable for PNP and NPN switching functions.
NPN versions on request.

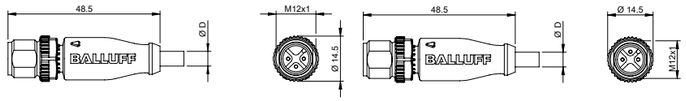

Connectors
M12-male right-angle, 3-pin, with and without LED







Connector diagram and wiring	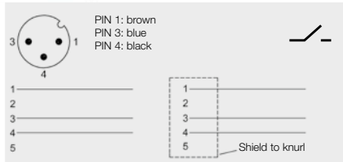	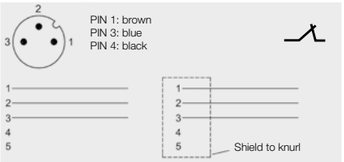	
Operating voltage max. AC U_B	250 V AC	250 V AC	
Operating voltage max. DC U_B	250 V DC	250 V DC	30 V DC
Cable	Molded-on	Molded-on	Molded-on
No. of wires × cross-section	3×0.34mm²	3×0.34mm²	3×0.34mm²
Enclosure rating per IEC 60529	IP 68	IP 68	IP 68
Ambient temperature T_a PUR	–25 °C...+80 °C	–25 °C...+80 °C	–25 °C...+80 °C
PUR shielded	–25 °C...+80 °C	–25 °C...+80 °C	
PVC	–5 °C...+80 °C	–5 °C...+80 °C	–5 °C...+80 °C
PVC shielded	–5 °C...+80 °C	–5 °C...+80 °C	
Version	Normally open	Normally closed	PNP-Normally open
LED			green/yellow

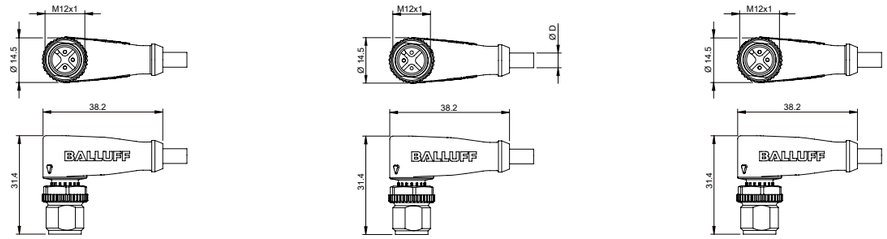









Connector diagram and wiring		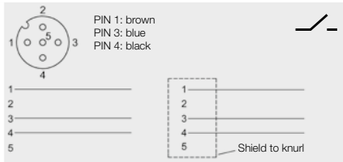	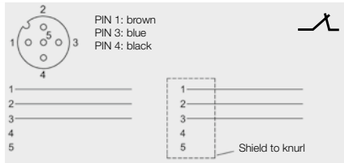			
Operating voltage max. AC U_B		250 V AC	250 V AC			
Operating voltage max. DC U_B		250 V DC	250 V DC		30 V DC	30 V DC
Cable		Molded-on	Molded-on		Molded-on	Molded-on
No. of wires × cross-section		3×0.34mm²	3×0.34mm²		3×0.34mm²	3×0.34mm²
Enclosure rating per IEC 60529		IP 68	IP 68		IP 68	IP 68
Ambient	PUR	–25 °C...+80 °C	–25 °C...+80 °C		–25 °C...+80 °C	–25 °C...+80 °C
temperature T_a	PUR shielded	–25 °C...+80 °C	–25 °C...+80 °C			
	PVC	–5 °C...+80 °C	–5 °C...+80 °C		–5 °C...+80 °C	–5 °C...+80 °C
	PVC shielded	–5 °C...+80 °C	–5 °C...+80 °C			
Version		Normally open	Normally closed		PNP-Normally open	PNP Normally closed
LED					green/yellow	green/yellow

Cable material	Color	Length	Ordering code			Ordering code	
			Part number			Part number	
PUR	black	2 m	**BCC030K**	**BCC030N**		**BCC030A**	**BCC030F**
			BCC M415-0000-1A-001-PX0334-020	BCC M415-0000-1A-002-PX0334-020		BCC M415-0000-1A-004-PX0334-020	BCC M415-0000-1A-005-PX0334-020
PUR	black	5 m	**BCC030L**	**BCC030P**		**BCC030C**	**BCC030H**
			BCC M415-0000-1A-001-PX0334-050	BCC M415-0000-1A-002-PX0334-050		BCC M415-0000-1A-004-PX0334-050	BCC M415-0000-1A-005-PX0334-050
PUR	black	10 m	**BCC030M**	**BCC030R**		**BCC030E**	**BCC030J**
			BCC M415-0000-1A-001-PX0334-100	BCC M415-0000-1A-002-PX0334-100		BCC M415-0000-1A-004-PX0334-100	BCC M415-0000-1A-005-PX0334-100
PUR shielded	black	2 m	**BCC030T**	**BCC030Y**			
			BCC M415-0000-1A-036-PS0334-020	BCC M415-0000-1A-037-PS0334-020			
PUR shielded	black	5 m	**BCC030U**	**BCC030Z**			
			BCC M415-0000-1A-036-PS0334-050	BCC M415-0000-1A-037-PS0334-050			
PUR shielded	black	10 m	**BCC030W**	**BCC0310**			
			BCC M415-0000-1A-036-PS0334-100	BCC M415-0000-1A-037-PS0334-100			
PVC	gray	2 m	**BCC034A**	**BCC034F**		**BCC0344**	**BCC0347**
			BCC M415-0000-1A-001-VX8334-020	BCC M415-0000-1A-002-VX8334-020		BCC M415-0000-1A-004-VX8334-020	BCC M415-0000-1A-005-VX8334-020
PVC	gray	5 m	**BCC034C**	**BCC034H**		**BCC0345**	**BCC0348**
			BCC M415-0000-1A-001-VX8334-050	BCC M415-0000-1A-002-VX8334-050		BCC M415-0000-1A-004-VX8334-050	BCC M415-0000-1A-005-VX8334-050
PVC	gray	10 m	**BCC034E**	**BCC034J**		**BCC0346**	**BCC0349**
			BCC M415-0000-1A-001-VX8334-100	BCC M415-0000-1A-002-VX8334-100		BCC M415-0000-1A-004-VX8334-100	BCC M415-0000-1A-005-VX8334-100
PVC shielded	gray	2 m	**BCC034K**	**BCC034N**			
			BCC M415-0000-1A-036-VS8334-020	BCC M415-0000-1A-037-VS8334-020			
PVC shielded	gray	5 m	**BCC034L**	**BCC034P**			
			BCC M415-0000-1A-036-VS8334-050	BCC M415-0000-1A-037-VS8334-050			
PVC shielded	gray	10 m	**BCC034M**	**BCC034R**			
			BCC M415-0000-1A-036-VS8334-100	BCC M415-0000-1A-037-VS8334-100			

Other cable materials, colors and lengths on request.
Connectors without LED are suitable for PNP and NPN switching functions.
NPN versions on request.

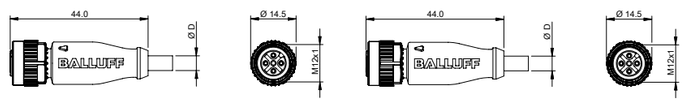

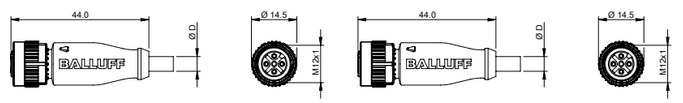

Connectors
M12-female right-angle, 3-pin, no LED





Connector diagram and wiring	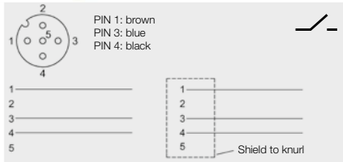	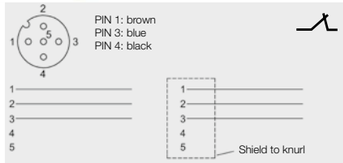	
Operating voltage max. AC U_B	250 V AC	250 V AC	
Operating voltage max. DC U_B	250 V DC	250 V DC	
Cable	Molded-on	Molded-on	
No. of wires × cross-section	3×0.34mm²	3×0.34mm²	
Enclosure rating per IEC 60529	IP 68	IP 68	
Ambient temperature T_a PUR	–25 °C...+80 °C	–25 °C...+80 °C	
PUR shielded	–25 °C...+80 °C	–25 °C...+80 °C	
PVC	–5 °C...+80 °C	–5 °C...+80 °C	
PVC shielded	–5 °C...+80 °C	–5 °C...+80 °C	
Version	Normally open	Normally closed	
LED			

Cable material	Color	Length	Ordering code Part number	
PUR	black	2 m	**BCC0317** BCC M425-0000-1A-001-PX0334-020	**BCC031A** BCC M425-0000-1A-002-PX0334-020
PUR	black	5 m	**BCC0318** BCC M425-0000-1A-001-PX0334-050	**BCC031C** BCC M425-0000-1A-002-PX0334-050
PUR	black	10 m	**BCC0319** BCC M425-0000-1A-001-PX0334-100	**BCC031E** BCC M425-0000-1A-002-PX0334-100
PUR shielded	black	2 m	**BCC031F** BCC M425-0000-1A-036-PS0334-020	**BCC031K** BCC M425-0000-1A-037-PS0334-020
PUR shielded	black	5 m	**BCC031H** BCC M425-0000-1A-036-PS0334-050	**BCC031L** BCC M425-0000-1A-037-PS0334-050
PUR shielded	black	10 m	**BCC031J** BCC M425-0000-1A-036-PS0334-100	**BCC031M** BCC M425-0000-1A-037-PS0334-100
PVC	gray	2 m	**BCC0351** BCC M425-0000-1A-001-VX8334-020	**BCC0354** BCC M425-0000-1A-002-VX8334-020
PVC	gray	5 m	**BCC0352** BCC M425-0000-1A-001-VX8334-050	**BCC0355** BCC M425-0000-1A-002-VX8334-050
PVC	gray	10 m	**BCC0353** BCC M425-0000-1A-001-VX8334-100	**BCC0356** BCC M425-0000-1A-002-VX8334-100
PVC shielded	gray	2 m	**BCC0357** BCC M425-0000-1A-036-VS8334-020	**BCC035A** BCC M425-0000-1A-037-VS8334-020
PVC shielded	gray	5 m	**BCC0358** BCC M425-0000-1A-036-VS8334-050	**BCC035C** BCC M425-0000-1A-037-VS8334-050
PVC shielded	gray	10 m	**BCC0359** BCC M425-0000-1A-036-VS8334-100	**BCC035E** BCC M425-0000-1A-037-VS8334-100

Other cable materials, colors and lengths on request.
Connectors without LED are suitable for PNP and NPN switching functions.
NPN versions on request.

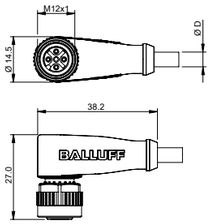

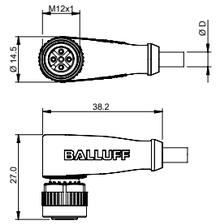

Connectors
M12-female right-angle, 3-pin, with LED





Connector diagram and wiring			
Operating voltage max. DC U_B	30 V DC	30 V DC	
Cable	Molded-on	Molded-on	
No. of wires × cross-section	3×0.34mm²	3×0.34mm²	
Enclosure rating per IEC 60529	IP 68	IP 68	
Ambient temperature T_a	–25 °C...+80 °C	–25 °C...+80 °C	
	–5 °C...+80 °C	–5 °C...+80 °C	
Version	PNP-Normally open	PNP Normally closed	
LED	green/yellow	green/yellow	

Ordering code Part number	
BCC0311 BCC M425-0000-1A-004-PX0334-020	**BCC0314** BCC M425-0000-1A-005-PX0334-020
BCC0312 BCC M425-0000-1A-004-PX0334-050	**BCC0315** BCC M425-0000-1A-005-PX0334-050
BCC0313 BCC M425-0000-1A-004-PX0334-100	**BCC0316** BCC M425-0000-1A-005-PX0334-100
BCC034T BCC M425-0000-1A-004-VX8334-020	**BCC034Y** BCC M425-0000-1A-005-VX8334-020
BCC034U BCC M425-0000-1A-004-VX8334-050	**BCC034Z** BCC M425-0000-1A-005-VX8334-050
BCC034W BCC M425-0000-1A-004-VX8334-100	**BCC0350** BCC M425-0000-1A-005-VX8334-100

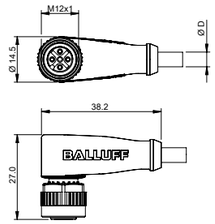

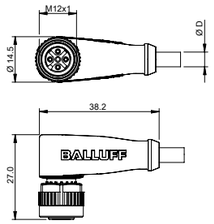

Connectors
M12-male straight or right-angle, 4-pin, no LED





Connectors
M12-male right-angle, 4-pin, with LED



Connector diagram and wiring			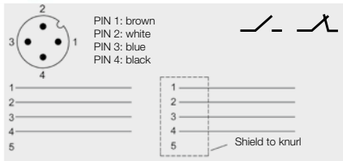	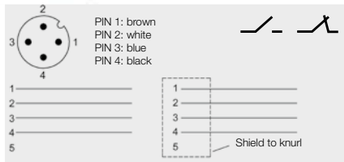		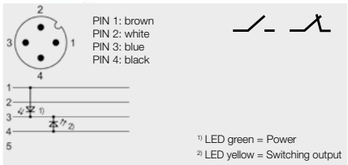
Operating voltage max. AC U_B			250 V AC	250 V AC		
Operating voltage max. DC U_B			250 V DC	250 V DC		30 V DC
Cable			Molded-on	Molded-on		Molded-on
No. of wires × cross-section			4×0.34mm²	4×0.34mm²		4×0.34mm²
Enclosure rating per IEC 60529			IP 68	IP 68		IP 68
Ambient temperature T_a	PUR		–25 °C...+80 °C	–25 °C...+80 °C		–25 °C...+80 °C
	PUR shielded		–25 °C...+80 °C	–25 °C...+80 °C		
	PVC		–5 °C...+80 °C	–5 °C...+80 °C		–5 °C...+80 °C
	PVC shielded		–5 °C...+80 °C	–5 °C...+80 °C		
Version			Complementary (NO/NC)	Complementary (NO/NC)		PNP-complementary (NO/NC)
LED						green/yellow
Cable material	**Color**	**Length**	**Ordering code**			**Ordering code**
			Part number			Part number
PUR	black	2 m	**BCC031N**	**BCC0321**		**BCC031Y**
			BCC M414-0000-2A-003-PX0434-020	BCC M424-0000-2A-003-PX0434-020		BCC M424-0000-2A-008-PX0434-020
PUR	black	5 m	**BCC031P**	**BCC0322**		**BCC031Z**
			BCC M414-0000-2A-003-PX0434-050	BCC M424-0000-2A-003-PX0434-050		BCC M424-0000-2A-008-PX0434-050
PUR	black	10 m	**BCC031R**	**BCC0323**		**BCC0320**
			BCC M414-0000-2A-003-PX0434-100	BCC M424-0000-2A-003-PX0434-100		BCC M424-0000-2A-008-PX0434-100
PUR shielded	black	2 m	**BCC031T**	**BCC0324**		
			BCC M414-0000-2A-014-PS0434-020	BCC M424-0000-2A-014-PS0434-020		
PUR shielded	black	5 m	**BCC031U**	**BCC0325**		
			BCC M414-0000-2A-014-PS0434-050	BCC M424-0000-2A-014-PS0434-050		
PUR shielded	black	10 m	**BCC031W**	**BCC0326**		
			BCC M414-0000-2A-014-PS0434-100	BCC M424-0000-2A-014-PS0434-100		
PVC	gray	2 m	**BCC035F**	**BCC035T**		**BCC035N**
			BCC M414-0000-2A-003-VX8434-020	BCC M424-0000-2A-003-VX8434-020		BCC M424-0000-2A-008-VX8434-020
PVC	gray	5 m	**BCC035H**	**BCC035U**		**BCC035P**
			BCC M414-0000-2A-003-VX8434-050	BCC M424-0000-2A-003-VX8434-050		BCC M424-0000-2A-008-VX8434-050
PVC	gray	10 m	**BCC035J**	**BCC035W**		**BCC035R**
			BCC M414-0000-2A-003-VX8434-100	BCC M424-0000-2A-003-VX8434-100		BCC M424-0000-2A-008-VX8434-100
PVC shielded	gray	2 m	**BCC035K**	**BCC035Y**		
			BCC M414-0000-2A-014-VS8434-020	BCC M424-0000-2A-014-VS8434-020		
PVC shielded	gray	5 m	**BCC035L**	**BCC035Z**		
			BCC M414-0000-2A-014-VS8434-050	BCC M424-0000-2A-014-VS8434-050		
PVC shielded	gray	10 m	**BCC035M**	**BCC0360**		
			BCC M414-0000-2A-014-VS8434-100	BCC M424-0000-2A-014-VS8434-100		

Other cable materials, colors and lengths on request.
Connectors without LED are suitable for PNP and NPN switching functions.
NPN versions on request.

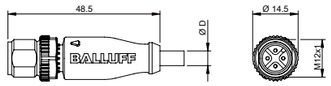

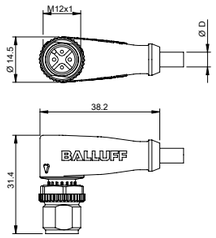

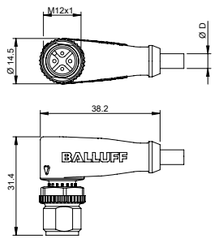

Connectors
M12-female straight, 4-pin, with and without LED







Connector diagram and wiring	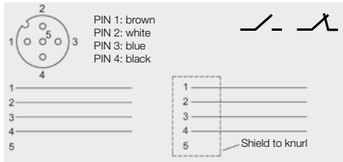				
Operating voltage max. AC U_B	250 V AC				
Operating voltage max. DC U_B	250 V DC		30 V DC		30 V DC
Cable	Molded-on		Molded-on		Molded-on
No. of wires × cross-section	4×0.34mm²		4×0.34mm²		4×0.34mm²
Enclosure rating per IEC 60529	IP 68		IP 68		IP 68
Ambient temperature T_a PUR	–25 °C...+80 °C		–25 °C...+80 °C		–25 °C...+80 °C
PUR shielded	–25 °C...+80 °C				
PVC	–5 °C...+80 °C		–5 °C...+80 °C		–5 °C...+80 °C
PVC shielded	–5 °C...+80 °C				
Version	Complementary (NO/NC) ⎓ / ⎍		PNP-complementary (NO/NC) ⎓ / ⎍		PNP-complementary (NO/NC) ⎓ / ⎍
LED			green/yellow		green/yellow/white

Cable material	Color	Length	Ordering code Part number			Ordering code Part number
PUR	black	2 m	**BCC032F** BCC M415-0000-1A-003-PX0434-020	**BCC0327** BCC M415-0000-1A-008-PX0434-020		**BCC032A** BCC M415-0000-1A-010-PX0434-020
PUR	black	5 m	**BCC032H** BCC M415-0000-1A-003-PX0434-050	**BCC0328** BCC M415-0000-1A-008-PX0434-050		**BCC032C** BCC M415-0000-1A-010-PX0434-050
PUR	black	10 m	**BCC032J** BCC M415-0000-1A-003-PX0434-100	**BCC0329** BCC M415-0000-1A-008-PX0434-100		**BCC032E** BCC M415-0000-1A-010-PX0434-100
PUR shielded	black	2 m	**BCC032K** BCC M415-0000-1A-014-PS0434-020			
PUR shielded	black	5 m	**BCC032L** BCC M415-0000-1A-014-PS0434-050			
PUR shielded	black	10 m	**BCC032M** BCC M415-0000-1A-014-PS0434-100			
PVC	gray	2 m	**BCC0367** BCC M415-0000-1A-003-VX8434-020	**BCC0361** BCC M415-0000-1A-008-VX8434-020		**BCC0364** BCC M415-0000-1A-010-VX8434-020
PVC	gray	5 m	**BCC0368** BCC M415-0000-1A-003-VX8434-050	**BCC0362** BCC M415-0000-1A-008-VX8434-050		**BCC0365** BCC M415-0000-1A-010-VX8434-050
PVC	gray	10 m	**BCC0369** BCC M415-0000-1A-003-VX8434-100	**BCC0363** BCC M415-0000-1A-008-VX8434-100		**BCC0366** BCC M415-0000-1A-010-VX8434-100
PVC shielded	gray	2 m	**BCC036A** BCC M415-0000-1A-014-VS8434-020			
PVC shielded	gray	5 m	**BCC036C** BCC M415-0000-1A-014-VS8434-050			
PVC shielded	gray	10 m	**BCC036E** BCC M415-0000-1A-014-VS8434-100			

Other cable materials, colors and lengths on request.
Connectors without LED are suitable for PNP and NPN switching functions.
NPN versions on request.

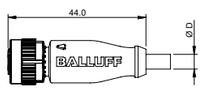

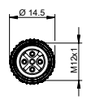

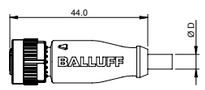

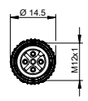

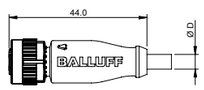

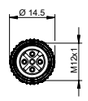

Connectors
M12-female right-angle, 4-pin, with and without LED







Connector diagram and wiring		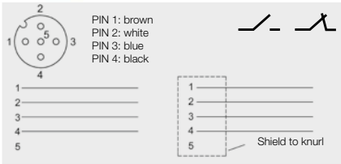			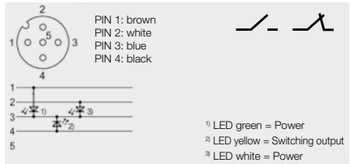
Operating voltage max. AC U_B		250 V AC				
Operating voltage max. DC U_B		250 V DC	30 V DC		30 V DC	
Cable		Molded-on	Molded-on		Molded-on	
No. of wires × cross-section		4×0.34mm²	4×0.34mm²		4×0.34mm²	
Enclosure rating per IEC 60529		IP 68	IP 68		IP 68	
Ambient temperature T_a	PUR	–25 °C...+80 °C	–25 °C...+80 °C		–25 °C...+80 °C	
	PUR shielded	–25 °C...+80 °C				
	PVC	–5 °C...+80 °C	–5 °C...+80 °C		–5 °C...+80 °C	
	PVC shielded	–5 °C...+80 °C				
Version		Complementary (NO/NC)	PNP-complementary (NO/NC)		PNP-complementary (NO/NC)	
LED			green/yellow		green/yellow/white	

Cable material	Color	Length	Ordering code			Ordering code
			Part number			Part number
PUR	black	2 m	**BCC032Y**	**BCC032N**		**BCC032T**
			BCC M425-0000-1A-003-PX0434-020	BCC M425-0000-1A-008-PX0434-020		BCC M425-0000-1A-010-PX0434-020
PUR	black	5 m	**BCC032Z**	**BCC032P**		**BCC032U**
			BCC M425-0000-1A-003-PX0434-050	BCC M425-0000-1A-008-PX0434-050		BCC M425-0000-1A-010-PX0434-050
PUR	black	10 m	**BCC0330**	**BCC032R**		**BCC032W**
			BCC M425-0000-1A-003-PX0434-100	BCC M425-0000-1A-008-PX0434-100		BCC M425-0000-1A-010-PX0434-100
PUR shielded	black	2 m	**BCC0331**			
			BCC M425-0000-1A-014-PS0434-020			
PUR shielded	black	5 m	**BCC0332**			
			BCC M425-0000-1A-014-PS0434-050			
PUR shielded	black	10 m	**BCC0333**			
			BCC M425-0000-1A-014-PS0434-100			
PVC	gray	2 m	**BCC036N**	**BCC036F**		**BCC036K**
			BCC M425-0000-1A-003-VX8434-020	BCC M425-0000-1A-008-VX8434-020		BCC M425-0000-1A-010-VX8434-020
PVC	gray	5 m	**BCC036P**	**BCC036H**		**BCC036L**
			BCC M425-0000-1A-003-VX8434-050	BCC M425-0000-1A-008-VX8434-050		BCC M425-0000-1A-010-VX8434-050
PVC	gray	10 m	**BCC036R**	**BCC036J**		**BCC036M**
			BCC M425-0000-1A-003-VX8434-100	BCC M425-0000-1A-008-VX8434-100		BCC M425-0000-1A-010-VX8434-100
PVC shielded	gray	2 m	**BCC036T**			
			BCC M425-0000-1A-014-VS8434-020			
PVC shielded	gray	5 m	**BCC036U**			
			BCC M425-0000-1A-014-VS8434-050			
PVC shielded	gray	10 m	**BCC036W**			
			BCC M425-0000-1A-014-VS8434-100			

Other cable materials, colors and lengths on request.
Connectors without LED are suitable for PNP and NPN switching functions.
NPN versions on request.

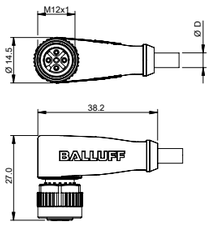

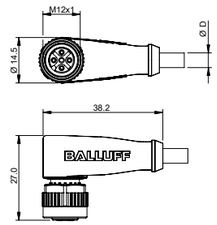

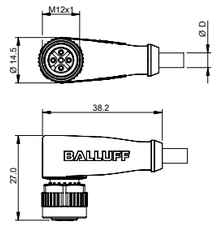

Connection cable
M12-female straight ↔ M8-male straight, 3-pin, or right-angle, no LED









Connector diagram and wiring			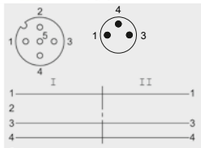	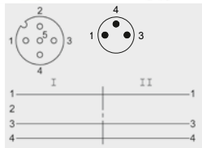		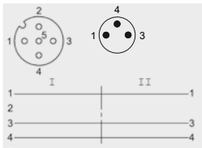	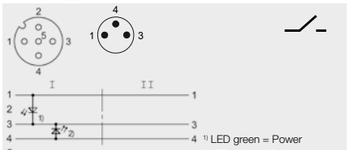
Operating voltage max. AC U_B			60 V AC	60 V AC		60 V AC	
Operating voltage max. DC U_B			60 V DC	60 V DC		60 V DC	30 V DC
Cable			Molded-on	Molded-on		Molded-on	Molded-on
No. of wires × cross-section			3×0.34mm²	3×0.34mm²		3×0.34mm²	3×0.34mm²
Enclosure rating per IEC 60529			IP 67	IP 67		IP 67	IP 67
Ambient temperature T_a	PUR		–25 °C...+80 °C	–25 °C...+80 °C		–25 °C...+80 °C	–25 °C...+80 °C
	PUR shielded						
	PVC		–5 °C...+80 °C	–5 °C...+80 °C		–5 °C...+80 °C	–5 °C...+80 °C
	PVC shielded						
Version			Normally open	Normally open		Normally open	PNP-Normally open
LED							green/yellow

Cable material	Color	Length	Ordering code				
			Part number				
PUR	black	0.3 m	**BCC03M9**	**BCC03MK**		**BCC03N3**	**BCC03NL**
			BCC M415-M313-3F-300-PX0334-003	BCC M415-M323-3F-300-PX0334-003		BCC M425-M323-3F-300-PX0334-003	BCC M425-M323-3F-602-PX0334-003
PUR	black	0.6 m	**BCC03MA**	**BCC03ML**		**BCC03N4**	**BCC03NM**
			BCC M415-M313-3F-300-PX0334-006	BCC M415-M323-3F-300-PX0334-006		BCC M425-M323-3F-300-PX0334-006	BCC M425-M323-3F-602-PX0334-006
PUR	black	1 m	**BCC03MC**	**BCC03MM**		**BCC03N5**	**BCC03NN**
			BCC M415-M313-3F-300-PX0334-010	BCC M415-M323-3F-300-PX0334-010		BCC M425-M323-3F-300-PX0334-010	BCC M425-M323-3F-602-PX0334-010
PUR	black	1.5 m	**BCC03ME**	**BCC03MN**		**BCC03N6**	**BCC03NP**
			BCC M415-M313-3F-300-PX0334-015	BCC M415-M323-3F-300-PX0334-015		BCC M425-M323-3F-300-PX0334-015	BCC M425-M323-3F-602-PX0334-015
PUR	black	2 m	**BCC03MF**	**BCC03MP**		**BCC03N7**	**BCC03NR**
			BCC M415-M313-3F-300-PX0334-020	BCC M415-M323-3F-300-PX0334-020		BCC M425-M323-3F-300-PX0334-020	BCC M425-M323-3F-602-PX0334-020
PUR	black	3 m	**BCC03MH**	**BCC03MR**		**BCC03N8**	**BCC03NT**
			BCC M415-M313-3F-300-PX0334-030	BCC M415-M323-3F-300-PX0334-030		BCC M425-M323-3F-300-PX0334-030	BCC M425-M323-3F-602-PX0334-030
PUR	black	5 m	**BCC03MJ**	**BCC03MT**		**BCC03N9**	**BCC03NU**
			BCC M415-M313-3F-300-PX0334-050	BCC M415-M323-3F-300-PX0334-050		BCC M425-M323-3F-300-PX0334-050	BCC M425-M323-3F-602-PX0334-050
PVC	gray	0.3 m	**BCC03NW**	**BCC03P4**		**BCC03PM**	**BCC03R5**
			BCC M415-M313-3F-300-VX8334-003	BCC M415-M323-3F-300-VX8334-003		BCC M425-M323-3F-300-VX8334-003	BCC M425-M323-3F-602-VX8334-003
PVC	gray	0.6 m	**BCC03NY**	**BCC03P5**		**BCC03PN**	**BCC03R6**
			BCC M415-M313-3F-300-VX8334-006	BCC M415-M323-3F-300-VX8334-006		BCC M425-M323-3F-300-VX8334-006	BCC M425-M323-3F-602-VX8334-006
PVC	gray	1 m	**BCC03NZ**	**BCC03P6**		**BCC03PP**	**BCC03R7**
			BCC M415-M313-3F-300-VX8334-010	BCC M415-M323-3F-300-VX8334-010		BCC M425-M323-3F-300-VX8334-010	BCC M425-M323-3F-602-VX8334-010
PVC	gray	1.5 m	**BCC03P0**	**BCC03P7**		**BCC03PR**	**BCC03R8**
			BCC M415-M313-3F-300-VX8334-015	BCC M415-M323-3F-300-VX8334-015		BCC M425-M323-3F-300-VX8334-015	BCC M425-M323-3F-602-VX8334-015
PVC	gray	2 m	**BCC03P1**	**BCC03P8**		**BCC03PT**	**BCC03R9**
			BCC M415-M313-3F-300-VX8334-020	BCC M415-M323-3F-300-VX8334-020		BCC M425-M323-3F-300-VX8334-020	BCC M425-M323-3F-602-VX8334-020
PVC	gray	3 m	**BCC03P2**	**BCC03P9**		**BCC03PU**	**BCC03RA**
			BCC M415-M313-3F-300-VX8334-030	BCC M415-M323-3F-300-VX8334-030		BCC M425-M323-3F-300-VX8334-030	BCC M425-M323-3F-602-VX8334-030
PVC	gray	5 m	**BCC03P3**	**BCC03PA**		**BCC03PW**	**BCC03RC**
			BCC M415-M313-3F-300-VX8334-050	BCC M415-M323-3F-300-VX8334-050		BCC M425-M323-3F-300-VX8334-050	BCC M425-M323-3F-602-VX8334-050

Other cable materials, colors and lengths on request.
Connectors without LED are suitable for PNP and NPN switching functions.
NPN versions on request.

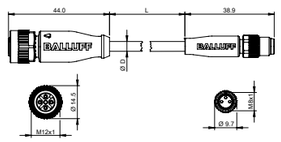

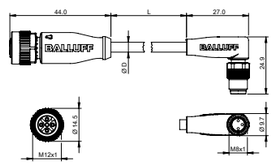

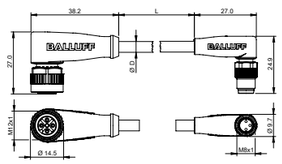

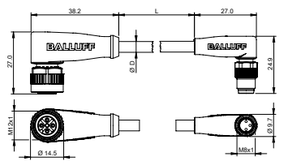

Connection cable
M12-female right-angle ↔ M8-male right-angle, 3-pin, with and without LED

M12 ↔ M8

Connection cable

M12-female right-angle ↔ M8-male straight, 3-pin, with and without LED





Connector diagram and wiring	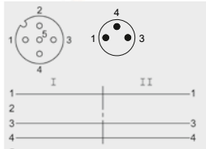	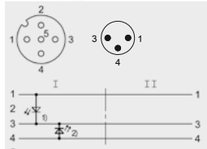	
Operating voltage max. AC U_B	60 V AC		
Operating voltage max. DC U_B	60 V DC	30 V DC	
Cable	Molded-on	Molded-on	
No. of wires × cross-section	3×0.34mm²	3×0.34mm²	
Enclosure rating per IEC 60529	IP 67	IP 67	
Ambient temperature T_a PUR	–25 °C...+80 °C	–25 °C...+80 °C	
Ambient temperature T_a PUR shielded			
Ambient temperature T_a PVC	–5 °C...+80 °C	–5 °C...+80 °C	
Ambient temperature T_a PVC shielded			
Version	Normally open	PNP-Normally open	
LED		green/yellow	

Cable material	Color	Length	Ordering code Part number	
PUR	black	0.3 m	**BCC03MU** BCC M425-M313-3F-300-PX0334-003	**BCC03NA** BCC M425-M313-3F-602-PX0334-003
PUR	black	0.6 m	**BCC03MW** BCC M425-M313-3F-300-PX0334-006	**BCC03NC** BCC M425-M313-3F-602-PX0334-006
PUR	black	1 m	**BCC03MY** BCC M425-M313-3F-300-PX0334-010	**BCC03NE** BCC M425-M313-3F-602-PX0334-010
PUR	black	1.5 m	**BCC03MZ** BCC M425-M313-3F-300-PX0334-015	**BCC03NF** BCC M425-M313-3F-602-PX0334-015
PUR	black	2 m	**BCC03N0** BCC M425-M313-3F-300-PX0334-020	**BCC03NH** BCC M425-M313-3F-602-PX0334-020
PUR	black	3 m	**BCC03N1** BCC M425-M313-3F-300-PX0334-030	**BCC03NJ** BCC M425-M313-3F-602-PX0334-030
PUR	black	5 m	**BCC03N2** BCC M425-M313-3F-300-PX0334-050	**BCC03NK** BCC M425-M313-3F-602-PX0334-050
PVC	gray	0.3 m	**BCC03PC** BCC M425-M313-3F-300-VX8334-003	**BCC03PY** BCC M425-M313-3F-602-VX8334-003
PVC	gray	0.6 m	**BCC03PE** BCC M425-M313-3F-300-VX8334-006	**BCC03PZ** BCC M425-M313-3F-602-VX8334-006
PVC	gray	1 m	**BCC03PF** BCC M425-M313-3F-300-VX8334-010	**BCC03R0** BCC M425-M313-3F-602-VX8334-010
PVC	gray	1.5 m	**BCC03PH** BCC M425-M313-3F-300-VX8334-015	**BCC03R1** BCC M425-M313-3F-602-VX8334-015
PVC	gray	2 m	**BCC03PJ** BCC M425-M313-3F-300-VX8334-020	**BCC03R2** BCC M425-M313-3F-602-VX8334-020
PVC	gray	3 m	**BCC03PK** BCC M425-M313-3F-300-VX8334-030	**BCC03R3** BCC M425-M313-3F-602-VX8334-030
PVC	gray	5 m	**BCC03PL** BCC M425-M313-3F-300-VX8334-050	**BCC03R4** BCC M425-M313-3F-602-VX8334-050

Other cable materials, colors and lengths on request.
Connectors without LED are suitable for PNP and NPN switching functions.
NPN versions on request.

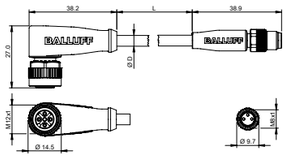

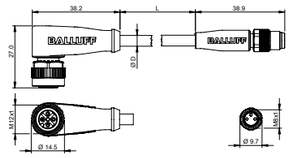



Connection cable
M12-female straight ↔ M8-male straight or right-angle, 4-pin, no LED





Connector diagram and wiring	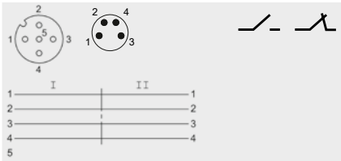	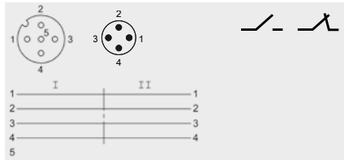	
Operating voltage max. AC U_B	30 V AC	30 V AC	
Operating voltage max. DC U_B	30 V DC	30 V DC	
Cable	Molded-on	Molded-on	
No. of wires × cross-section	4×0.34mm²	4×0.34mm²	
Enclosure rating per IEC 60529	IP 67	IP 67	
Ambient temperature T_a PUR	–25 °C...+80 °C	–25 °C...+80 °C	
Ambient temperature T_a PUR shielded			
Ambient temperature T_a PVC	–5 °C...+80 °C	–5 °C...+80 °C	
Ambient temperature T_a PVC shielded			
Version	Complementary (NO/NC)	Complementary (NO/NC)	
LED			

Cable material	Color	Length	Ordering code		Part number	
PUR	black	0.3 m	**BCC03RE**	**BCC03RN**	BCC M415-M314-3F-304-PX0434-003	BCC M415-M324-3F-304-PX0434-003
PUR	black	0.6 m	**BCC03RF**	**BCC03RP**	BCC M415-M314-3F-304-PX0434-006	BCC M415-M324-3F-304-PX0434-006
PUR	black	1 m	**BCC03RH**	**BCC03RR**	BCC M415-M314-3F-304-PX0434-010	BCC M415-M324-3F-304-PX0434-010
PUR	black	1.5 m	**BCC03RJ**	**BCC03RT**	BCC M415-M314-3F-304-PX0434-015	BCC M415-M324-3F-304-PX0434-015
PUR	black	2 m	**BCC03RK**	**BCC03RU**	BCC M415-M314-3F-304-PX0434-020	BCC M415-M324-3F-304-PX0434-020
PUR	black	3 m	**BCC03RL**	**BCC03RW**	BCC M415-M314-3F-304-PX0434-030	BCC M415-M324-3F-304-PX0434-030
PUR	black	5 m	**BCC03RM**	**BCC03RY**	BCC M415-M314-3F-304-PX0434-050	BCC M415-M324-3F-304-PX0434-050
PVC	gray	0.3 m	**BCC03TP**	**BCC03U0**	BCC M415-M314-3F-304-VX8434-003	BCC M415-M324-3F-304-VX8434-003
PVC	gray	0.6 m	**BCC03TR**	**BCC03U1**	BCC M415-M314-3F-304-VX8434-006	BCC M415-M324-3F-304-VX8434-006
PVC	gray	1 m	**BCC03TT**	**BCC03U2**	BCC M415-M314-3F-304-VX8434-010	BCC M415-M324-3F-304-VX8434-010
PVC	gray	1.5 m	**BCC03TU**	**BCC03U3**	BCC M415-M314-3F-304-VX8434-015	BCC M415-M324-3F-304-VX8434-015
PVC	gray	2 m	**BCC03TW**	**BCC03U4**	BCC M415-M314-3F-304-VX8434-020	BCC M415-M324-3F-304-VX8434-020
PVC	gray	3 m	**BCC03TY**	**BCC03U5**	BCC M415-M314-3F-304-VX8434-030	BCC M415-M324-3F-304-VX8434-030
PVC	gray	5 m	**BCC03TZ**	**BCC03U6**	BCC M415-M314-3F-304-VX8434-050	BCC M415-M324-3F-304-VX8434-050

Other cable materials, colors and lengths on request.
Connectors without LED are suitable for PNP and NPN switching functions.
NPN versions on request.

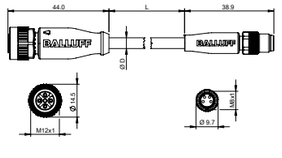

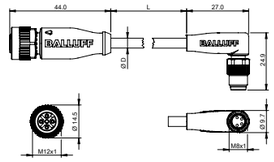

Connection cable
M12-female right-angle ↔ M8-male straight or right-angle, 4-pin, with and without LED







Connector diagram and wiring	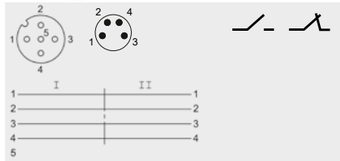	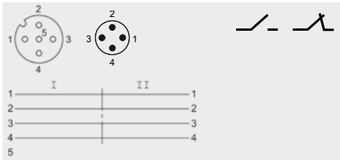	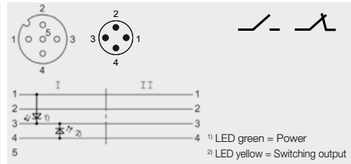
Operating voltage max. AC U_B	30 V AC	30 V AC	
Operating voltage max. DC U_B	30 V DC	30 V DC	30 V DC
Cable	Molded-on	Molded-on	Molded-on
No. of wires × cross-section	4×0.34mm²	4×0.34mm²	4×0.34mm²
Enclosure rating per IEC 60529	IP 67	IP 67	IP 67
Ambient temperature T_a PUR	–25 °C...+80 °C	–25 °C...+80 °C	–25 °C...+80 °C
Ambient temperature T_a PUR shielded			
Ambient temperature T_a PVC	–5 °C...+80 °C	–5 °C...+80 °C	–5 °C...+80 °C
Ambient temperature T_a PVC shielded			
Version	Complementary (NO/NC)	Complementary (NO/NC)	PNP-complementary (NO/NC)
LED			green/yellow

Ordering code		
Part number		
BCC03T6	**BCC03RZ**	**BCC03TF**
BCC M425-M324-3F-304-PX0434-003	BCC M425-M314-3F-304-PX0434-003	BCC M425-M314-3F-606-PX0434-003
BCC03T7	**BCC03T0**	**BCC03TH**
BCC M425-M324-3F-304-PX0434-006	BCC M425-M314-3F-304-PX0434-006	BCC M425-M314-3F-606-PX0434-006
BCC03T8	**BCC03T1**	**BCC03TJ**
BCC M425-M324-3F-304-PX0434-010	BCC M425-M314-3F-304-PX0434-010	BCC M425-M314-3F-606-PX0434-010
BCC03T9	**BCC03T2**	**BCC03TK**
BCC M425-M324-3F-304-PX0434-015	BCC M425-M314-3F-304-PX0434-015	BCC M425-M314-3F-606-PX0434-015
BCC03TA	**BCC03T3**	**BCC03TL**
BCC M425-M324-3F-304-PX0434-020	BCC M425-M314-3F-304-PX0434-020	BCC M425-M314-3F-606-PX0434-020
BCC03TC	**BCC03T4**	**BCC03TM**
BCC M425-M324-3F-304-PX0434-030	BCC M425-M314-3F-304-PX0434-030	BCC M425-M314-3F-606-PX0434-030
BCC03TE	**BCC03T5**	**BCC03TN**
BCC M425-M324-3F-304-PX0434-050	BCC M425-M314-3F-304-PX0434-050	BCC M425-M314-3F-606-PX0434-050
BCC03UH	**BCC03U7**	**BCC03UR**
BCC M425-M324-3F-304-VX8434-003	BCC M425-M314-3F-304-VX8434-003	BCC M425-M314-3F-606-VX8434-003
BCC03UJ	**BCC03U8**	**BCC03UT**
BCC M425-M324-3F-304-VX8434-006	BCC M425-M314-3F-304-VX8434-006	BCC M425-M314-3F-606-VX8434-006
BCC03UK	**BCC03U9**	**BCC03UU**
BCC M425-M324-3F-304-VX8434-010	BCC M425-M314-3F-304-VX8434-010	BCC M425-M314-3F-606-VX8434-010
BCC03UL	**BCC03UA**	**BCC03UW**
BCC M425-M324-3F-304-VX8434-015	BCC M425-M314-3F-304-VX8434-015	BCC M425-M314-3F-606-VX8434-015
BCC03UM	**BCC03UC**	**BCC03UY**
BCC M425-M324-3F-304-VX8434-020	BCC M425-M314-3F-304-VX8434-020	BCC M425-M314-3F-606-VX8434-020
BCC03UN	**BCC03UE**	**BCC03UZ**
BCC M425-M324-3F-304-VX8434-030	BCC M425-M314-3F-304-VX8434-030	BCC M425-M314-3F-606-VX8434-030
BCC03UP	**BCC03UF**	**BCC03W0**
BCC M425-M324-3F-304-VX8434-050	BCC M425-M314-3F-304-VX8434-050	BCC M425-M314-3F-606-VX8434-050

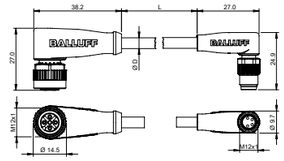

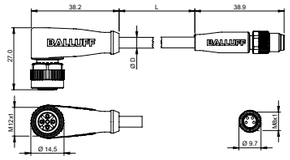

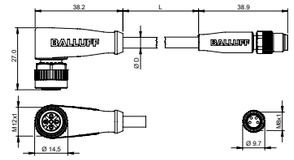

Connection cable
M12-female straight ↔ M12-male straight or right-angle, 3-pin, no LED





Connector diagram and wiring	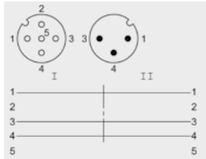	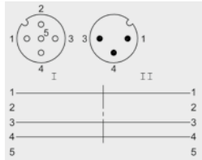	
Operating voltage max. AC U_B	250 V AC	250 V AC	
Operating voltage max. DC U_B	250 V DC	250 V DC	
Cable	Molded-on	Molded-on	
No. of wires × cross-section	3×0.34mm²	3×0.34mm²	
Enclosure rating per IEC 60529	IP 68	IP 68	
Ambient temperature T_a PUR	–25 °C...+80 °C	–25 °C...+80 °C	
Ambient temperature T_a PUR shielded			
Ambient temperature T_a PVC	–5 °C...+80 °C	–5 °C...+80 °C	
Ambient temperature T_a PVC shielded			
Version	Normally open	Normally open	
LED			

Cable material	Color	Length	Ordering code	
			Part number	
PUR	black	0.3 m	**BCC036Y**	**BCC0375**
			BCC M415-M413-3A-300-PX0334-003	BCC M415-M423-3A-300-PX0334-003
PUR	black	0.6 m	**BCC036Z**	**BCC0376**
			BCC M415-M413-3A-300-PX0334-006	BCC M415-M423-3A-300-PX0334-006
PUR	black	1 m	**BCC0370**	**BCC0377**
			BCC M415-M413-3A-300-PX0334-010	BCC M415-M423-3A-300-PX0334-010
PUR	black	1.5 m	**BCC0371**	**BCC0378**
			BCC M415-M413-3A-300-PX0334-015	BCC M415-M423-3A-300-PX0334-015
PUR	black	2 m	**BCC0372**	**BCC0379**
			BCC M415-M413-3A-300-PX0334-020	BCC M415-M423-3A-300-PX0334-020
PUR	black	3 m	**BCC0373**	**BCC037A**
			BCC M415-M413-3A-300-PX0334-030	BCC M415-M423-3A-300-PX0334-030
PUR	black	5 m	**BCC0374**	**BCC037C**
			BCC M415-M413-3A-300-PX0334-050	BCC M415-M423-3A-300-PX0334-050
PVC	gray	0.3 m	**BCC0386**	**BCC038F**
			BCC M415-M413-3A-300-VX8334-003	BCC M415-M423-3A-300-VX8334-003
PVC	gray	0.6 m	**BCC0387**	**BCC038H**
			BCC M415-M413-3A-300-VX8334-006	BCC M415-M423-3A-300-VX8334-006
PVC	gray	1 m	**BCC0388**	**BCC038J**
			BCC M415-M413-3A-300-VX8334-010	BCC M415-M423-3A-300-VX8334-010
PVC	gray	1.5 m	**BCC0389**	**BCC038K**
			BCC M415-M413-3A-300-VX8334-015	BCC M415-M423-3A-300-VX8334-015
PVC	gray	2 m	**BCC038A**	**BCC038L**
			BCC M415-M413-3A-300-VX8334-020	BCC M415-M423-3A-300-VX8334-020
PVC	gray	3 m	**BCC038C**	**BCC038M**
			BCC M415-M413-3A-300-VX8334-030	BCC M415-M423-3A-300-VX8334-030
PVC	gray	5 m	**BCC038E**	**BCC038N**
			BCC M415-M413-3A-300-VX8334-050	BCC M415-M423-3A-300-VX8334-050

Other cable materials, colors and lengths on request.
Connectors without LED are suitable for PNP and NPN switching functions.
NPN versions on request.

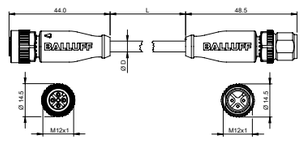

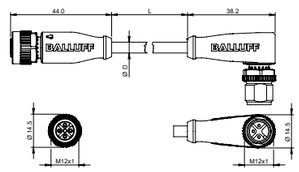

Connection cable
M12-female right-angle ↔ M12-male straight or right-angle, 3-pin, with and without LED







Connector diagram and wiring	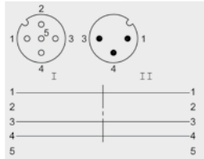	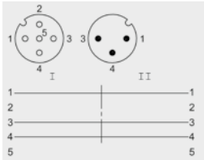	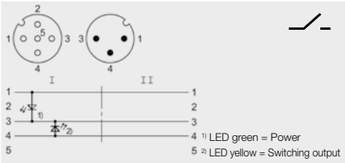
Operating voltage max. AC U_B	250 V AC	250 V AC	
Operating voltage max. DC U_B	250 V DC	250 V DC	30 V DC
Cable	Molded-on	Molded-on	Molded-on
No. of wires × cross-section	3×0.34mm²	3×0.34mm²	3×0.34mm²
Enclosure rating per IEC 60529	IP 68	IP 68	IP 68
Ambient temperature T_a PUR	–25 °C...+80 °C	–25 °C...+80 °C	–25 °C...+80 °C
Ambient temperature T_a PUR shielded			
Ambient temperature T_a PVC	–5 °C...+80 °C	–5 °C...+80 °C	–5 °C...+80 °C
Ambient temperature T_a PVC shielded			
Version	Normally open	Normally open	PNP-Normally open
LED			green/yellow

Ordering code		
Part number		
BCC037N	**BCC037E**	**BCC037Z**
BCC M425-M423-3A-300-PX0334-003	BCC M425-M413-3A-300-PX0334-003	BCC M425-M413-3A-602-PX0334-003
BCC037P	**BCC037F**	**BCC0380**
BCC M425-M423-3A-300-PX0334-006	BCC M425-M413-3A-300-PX0334-006	BCC M425-M413-3A-602-PX0334-006
BCC037R	**BCC037H**	**BCC0381**
BCC M425-M423-3A-300-PX0334-010	BCC M425-M413-3A-300-PX0334-010	BCC M425-M413-3A-602-PX0334-010
BCC037T	**BCC037J**	**BCC0382**
BCC M425-M423-3A-300-PX0334-015	BCC M425-M413-3A-300-PX0334-015	BCC M425-M413-3A-602-PX0334-015
BCC037U	**BCC037K**	**BCC0383**
BCC M425-M423-3A-300-PX0334-020	BCC M425-M413-3A-300-PX0334-020	BCC M425-M413-3A-602-PX0334-020
BCC037W	**BCC037L**	**BCC0384**
BCC M425-M423-3A-300-PX0334-030	BCC M425-M413-3A-300-PX0334-030	BCC M425-M413-3A-602-PX0334-030
BCC037Y	**BCC037M**	**BCC0385**
BCC M425-M423-3A-300-PX0334-050	BCC M425-M413-3A-300-PX0334-050	BCC M425-M413-3A-602-PX0334-050
BCC0390	**BCC038P**	**BCC0397**
BCC M425-M423-3A-300-VX8334-003	BCC M425-M413-3A-300-VX8334-003	BCC M425-M413-3A-602-VX8334-003
BCC0391	**BCC038R**	**BCC0398**
BCC M425-M423-3A-300-VX8334-006	BCC M425-M413-3A-300-VX8334-006	BCC M425-M413-3A-602-VX8334-006
BCC0392	**BCC038T**	**BCC0399**
BCC M425-M423-3A-300-VX8334-010	BCC M425-M413-3A-300-VX8334-010	BCC M425-M413-3A-602-VX8334-010
BCC0393	**BCC038U**	**BCC039A**
BCC M425-M423-3A-300-VX8334-015	BCC M425-M413-3A-300-VX8334-015	BCC M425-M413-3A-602-VX8334-015
BCC0394	**BCC038W**	**BCC039C**
BCC M425-M423-3A-300-VX8334-020	BCC M425-M413-3A-300-VX8334-020	BCC M425-M413-3A-602-VX8334-020
BCC0395	**BCC038Y**	**BCC039E**
BCC M425-M423-3A-300-VX8334-030	BCC M425-M413-3A-300-VX8334-030	BCC M425-M413-3A-602-VX8334-030
BCC0396	**BCC038Z**	**BCC039F**
BCC M425-M423-3A-300-VX8334-050	BCC M425-M413-3A-300-VX8334-050	BCC M425-M413-3A-602-VX8334-050

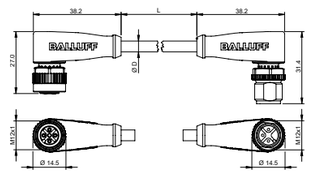

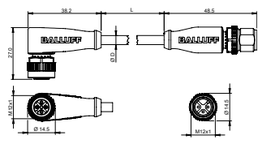

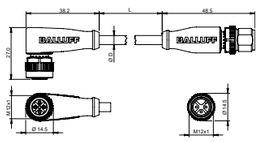

Connection cable

M12-female straight ↔ M12-male straight, 4-pin, with and without LED





Connector diagram and wiring		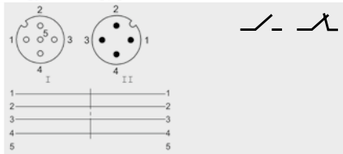	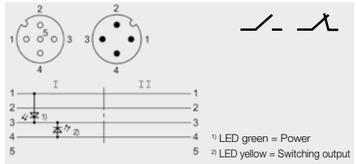		
Operating voltage max. AC U_B		250 V AC			250 V AC
Operating voltage max. DC U_B		250 V DC	30 V DC		250 V DC
Cable		Molded-on	Molded-on		Molded-on
No. of wires × cross-section		4×0.34mm²	4×0.34mm²		4×0.34mm²
Enclosure rating per IEC 60529		IP 68	IP 68		IP 68
Ambient temperature T_a	PUR	–25 °C...+80 °C	–25 °C...+80 °C		–25 °C...+80 °C
	PUR shielded				
	PVC	–5 °C...+80 °C	–5 °C...+80 °C		–5 °C...+80 °C
	PVC shielded				
Version		Complementary (NO/NC)	Complementary (NO/NC)		Complementary (NO/NC)
LED			green/yellow		

Cable material	Color	Length	Ordering code			
			Part number			
PUR	black	0.3 m	**BCC039H**	**BCC03A1**		**BCC039R**
			BCC M415-M414-3A-304-PX0434-003	BCC M415-M414-3A-606-PX0434-003		BCC M415-M424-3A-304-PX0434-003
PUR	black	0.6 m	**BCC039J**	**BCC03A2**		**BCC039T**
			BCC M415-M414-3A-304-PX0434-006	BCC M415-M414-3A-606-PX0434-006		BCC M415-M424-3A-304-PX0434-006
PUR	black	1 m	**BCC039K**	**BCC03A3**		**BCC039U**
			BCC M415-M414-3A-304-PX0434-010	BCC M415-M414-3A-606-PX0434-010		BCC M415-M424-3A-304-PX0434-010
PUR	black	1.5 m	**BCC039L**	**BCC03A4**		**BCC039W**
			BCC M415-M414-3A-304-PX0434-015	BCC M415-M414-3A-606-PX0434-015		BCC M415-M424-3A-304-PX0434-015
PUR	black	2 m	**BCC039M**	**BCC03A5**		**BCC039Y**
			BCC M415-M414-3A-304-PX0434-020	BCC M415-M414-3A-606-PX0434-020		BCC M415-M424-3A-304-PX0434-020
PUR	black	3 m	**BCC039N**	**BCC03A6**		**BCC039Z**
			BCC M415-M414-3A-304-PX0434-030	BCC M415-M414-3A-606-PX0434-030		BCC M415-M424-3A-304-PX0434-030
PUR	black	5 m	**BCC039P**	**BCC03A7**		**BCC03A0**
			BCC M415-M414-3A-304-PX0434-050	BCC M415-M414-3A-606-PX0434-050		BCC M415-M424-3A-304-PX0434-050
PVC	gray	0.3 m	**BCC03C9**	**BCC03CU**		**BCC03CK**
			BCC M415-M414-3A-304-VX8434-003	BCC M415-M414-3A-606-VX8434-003		BCC M415-M424-3A-304-VX8434-003
PVC	gray	0.6 m	**BCC03CA**	**BCC03CW**		**BCC03CL**
			BCC M415-M414-3A-304-VX8434-006	BCC M415-M414-3A-606-VX8434-006		BCC M415-M424-3A-304-VX8434-006
PVC	gray	1 m	**BCC03CC**	**BCC03CY**		**BCC03CM**
			BCC M415-M414-3A-304-VX8434-010	BCC M415-M414-3A-606-VX8434-010		BCC M415-M424-3A-304-VX8434-010
PVC	gray	1.5 m	**BCC03CE**	**BCC03CZ**		**BCC03CN**
			BCC M415-M414-3A-304-VX8434-015	BCC M415-M414-3A-606-VX8434-015		BCC M415-M424-3A-304-VX8434-015
PVC	gray	2 m	**BCC03CF**	**BCC03E0**		**BCC03CP**
			BCC M415-M414-3A-304-VX8434-020	BCC M415-M414-3A-606-VX8434-020		BCC M415-M424-3A-304-VX8434-020
PVC	gray	3 m	**BCC03CH**	**BCC03E1**		**BCC03CR**
			BCC M415-M414-3A-304-VX8434-030	BCC M415-M414-3A-606-VX8434-030		BCC M415-M424-3A-304-VX8434-030
PVC	gray	5 m	**BCC03CJ**	**BCC03E2**		**BCC03CT**
			BCC M415-M414-3A-304-VX8434-050	BCC M415-M414-3A-606-VX8434-050		BCC M415-M424-3A-304-VX8434-050

Other cable materials, colors and lengths on request.
Connectors without LED are suitable for PNP and NPN switching functions.
NPN versions on request.

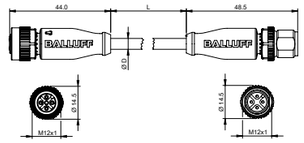

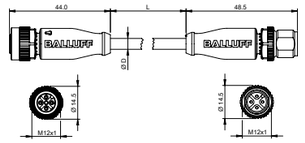

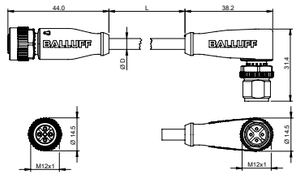

Connection cable

M12-female straight ↔ M12-male right-angle, 4-pin, no LED

Connection cable
M12-female right-angle ↔ M12-male straight or right-angle, 4-pin, no LED





Connection cable
M12-female right-angle ↔ M12-male straight, 4-pin, with LED





Connector diagram and wiring			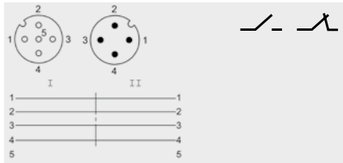	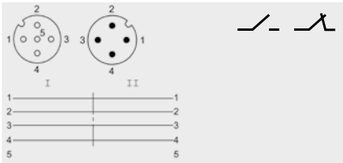		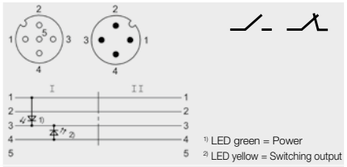	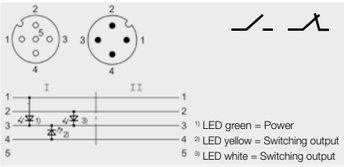
Operating voltage max. AC U_B			250 V AC	250 V AC			
Operating voltage max. DC U_B			250 V DC	250 V DC		30 V DC	30 V DC
Cable			Molded-on	Molded-on		Molded-on	Molded-on
No. of wires × cross-section			4×0.34mm²	4×0.34mm²		4×0.34mm²	4×0.34mm²
Enclosure rating per IEC 60529			IP 68	IP 68		IP 68	IP 68
Ambient temperature T_a	PUR		–25 °C...+80 °C	–25 °C...+80 °C		–25 °C...+80 °C	–25 °C...+80 °C
	PUR shielded						
	PVC		–5 °C...+80 °C	–5 °C...+80 °C		–5 °C...+80 °C	–5 °C...+80 °C
	PVC shielded						
Version			Complementary (NO/NC)	Complementary (NO/NC)		PNP-complementary (NO/NC)	PNP-complementary (NO/NC)
LED						green/yellow	green/yellow/white

Cable material	Color	Length	Ordering code			Ordering code	
			Part number			Part number	
PUR	black	0.3 m	**BCC03AJ**	**BCC03A8**		**BCC03AT**	**BCC03C2**
			BCC M425-M424-3A-304-PX0434-003	BCC M425-M414-3A-304-PX0434-003		BCC M425-M414-3A-606-PX0434-003	BCC M425-M414-3A-650-PX0434-003
PUR	black	0.6 m	**BCC03AK**	**BCC03A9**		**BCC03AU**	**BCC03C3**
			BCC M425-M424-3A-304-PX0434-006	BCC M425-M414-3A-304-PX0434-006		BCC M425-M414-3A-606-PX0434-006	BCC M425-M414-3A-650-PX0434-006
PUR	black	1 m	**BCC03AL**	**BCC03AA**		**BCC03AW**	**BCC03C4**
			BCC M425-M424-3A-304-PX0434-010	BCC M425-M414-3A-304-PX0434-010		BCC M425-M414-3A-606-PX0434-010	BCC M425-M414-3A-650-PX0434-010
PUR	black	1.5 m	**BCC03AM**	**BCC03AC**		**BCC03AY**	**BCC03C5**
			BCC M425-M424-3A-304-PX0434-015	BCC M425-M414-3A-304-PX0434-015		BCC M425-M414-3A-606-PX0434-015	BCC M425-M414-3A-650-PX0434-015
PUR	black	2 m	**BCC03AN**	**BCC03AE**		**BCC03AZ**	**BCC03C6**
			BCC M425-M424-3A-304-PX0434-020	BCC M425-M414-3A-304-PX0434-020		BCC M425-M414-3A-606-PX0434-020	BCC M425-M414-3A-650-PX0434-020
PUR	black	3 m	**BCC03AP**	**BCC03AF**		**BCC03C0**	**BCC03C7**
			BCC M425-M424-3A-304-PX0434-030	BCC M425-M414-3A-304-PX0434-030		BCC M425-M414-3A-606-PX0434-030	BCC M425-M414-3A-650-PX0434-030
PUR	black	5 m	**BCC03AR**	**BCC03AH**		**BCC03C1**	**BCC03C8**
			BCC M425-M424-3A-304-PX0434-050	BCC M425-M414-3A-304-PX0434-050		BCC M425-M414-3A-606-PX0434-050	BCC M425-M414-3A-650-PX0434-050
PVC	gray	0.3 m	**BCC03EA**	**BCC03E3**		**BCC03EL**	**BCC03EW**
			BCC M425-M424-3A-304-VX8434-003	BCC M425-M414-3A-304-VX8434-003		BCC M425-M414-3A-606-VX8434-003	BCC M425-M414-3A-650-VX8434-003
PVC	gray	0.6 m	**BCC03EC**	**BCC03E4**		**BCC03EM**	**BCC03Y4**
			BCC M425-M424-3A-304-VX8434-006	BCC M425-M414-3A-304-VX8434-006		BCC M425-M414-3A-606-VX8434-006	BCC M425-M414-3A-650-VX8434-006
PVC	gray	1 m	**BCC03EE**	**BCC03E5**		**BCC03EN**	**BCC03EZ**
			BCC M425-M424-3A-304-VX8434-010	BCC M425-M414-3A-304-VX8434-010		BCC M425-M414-3A-606-VX8434-010	BCC M425-M414-3A-650-VX8434-010
PVC	gray	1.5 m	**BCC03EF**	**BCC03E6**		**BCC03EP**	**BCC03F0**
			BCC M425-M424-3A-304-VX8434-015	BCC M425-M414-3A-304-VX8434-015		BCC M425-M414-3A-606-VX8434-015	BCC M425-M414-3A-650-VX8434-015
PVC	gray	2 m	**BCC03EH**	**BCC03E7**		**BCC03ER**	**BCC03F1**
			BCC M425-M424-3A-304-VX8434-020	BCC M425-M414-3A-304-VX8434-020		BCC M425-M414-3A-606-VX8434-020	BCC M425-M414-3A-650-VX8434-020
PVC	gray	3 m	**BCC03EJ**	**BCC03E8**		**BCC03ET**	**BCC03F2**
			BCC M425-M424-3A-304-VX8434-030	BCC M425-M414-3A-304-VX8434-030		BCC M425-M414-3A-606-VX8434-030	BCC M425-M414-3A-650-VX8434-030
PVC	gray	5 m	**BCC03EK**	**BCC03E9**		**BCC03EU**	**BCC03F3**
			BCC M425-M424-3A-304-VX8434-050	BCC M425-M414-3A-304-VX8434-050		BCC M425-M414-3A-606-VX8434-050	BCC M425-M414-3A-650-VX8434-050

Other cable materials, colors and lengths on request.
Connectors without LED are suitable for PNP and NPN switching functions.
NPN versions on request.

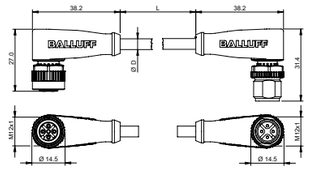

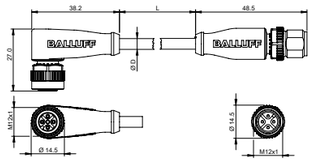

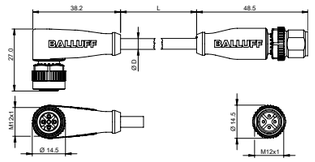

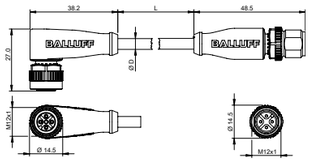

BALLUFF

sensors worldwide



Object Detection

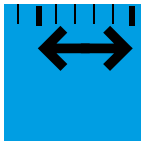

Linear Position Sensing



Industrial Identification



Industrial Networking and Connectivity



Mechanical Accessories

Balluff GmbH
Schurwaldstrasse 9
73765 Neuhausen a.d.F.
Germany
Phone +49 7158 173-0
Fax +49 7158 5010
balluff@balluff.de



www.balluff.com

No. 868016 E · Edition 0812; subject to changes.