# GX3290U

Rotary cam switch GX series, ON-OFF switch 1 pole 32A, for front mounting with black handle, front plate 65X65mm

| | | | |
|---|---|---|---|
| Product designation | | | Rotary cam switches |
| Product type designation | | | GX32 |
| **General characteristics** | | | |
| Switching diagram | | | 90 - ON/OFF switch 1 pole |
| N° of elements | | | 1 |
| Mounting form | | | U - Front mounting with black handle |
| **Contact characteristics** | | | |
| Rated insulation voltage Ui | | | |
| | IEC/EN | V | 690 |
| | UL/CSA | V | 600 |
| Rated impulse withstand voltage Uimp | | kV | 6 |
| Conventional free air thermal current Ith | | | |
| | IEC/EN | A | 32 |
| | UL/CSA | A | 32 |
| Rated operational voltage | | V | 440 |
| Rated operational impulse voltage | | kV | 4 |
| Maximum fuse size for short-circuit protection In (gG) | | | |
| | 10kA | A | 35 |
| | 15kA | A | 35 |
| | 25kA | A | 35 |
| Rated short time current Icw | | | |
| | 1s | A | 1000 |
| Conductivity | | | 10/5 mA/V |
| Operational current Ie IEC/EN | | | |
| AC1/AC21A | | | |
| | | A | 32 |
| AC15 | | | |
| | 110V | A | 25 |
| | 220/230V | A | 20 |
| | 380/400V | A | 10 |
| | 660/690V | A | 2 |
| Rated operational power in AC | | | |
| Three-phase AC3 | | | |
| | 220/230V | kW | 7.5 |
| | 380/440V | kW | 11 |
| | 500/690V | kW | 11 |
| Single-phase AC3 | | | |
| | 110V | kW | 1.8 |
| | 220/230V | kW | 3.5 |
| | 380/440V | kW | 5.5 |
| Three-phase AC23A | | | |
| | 220/230V | kW | 8 |
| | 380/440V | kW | 15 |
| | 500/690V | kW | 15 |
| Single-phase AC23A | | | |
| | 110V | kW | 2.2 |
| | 220/230V | kW | 3.5 |
| | 380/440V | kW | 6 |
| Rated operational current in DC | | | |


The characteristics described in this document are subject to updates or modifications at any time. The descriptions, technical and functional information, illustrations and instructions in this brochure are purely illustrative, and are consequently not contractually binding

# GX3290U

Rotary cam switch GX series, ON-OFF switch 1 pole 32A, for front mounting with black handle, front plate 65X65mm

| | | | | |
|---|---|---|---|---|
| | DC21A | | | |
| | | 48V | A | 32 |
| | | 60V | A | 32 |
| | | 110V | A | 5 |
| | | 220V | A | 0.8 |
| | | 440V | A | 0.25 |
| | DC23A (poles in series) | | | |
| | | 24V | A | 32 (1) |
| | | 48V | A | 32 (2) |
| | | 60V | A | 32 (3) |
| | | 110V | A | 15 (3) |
| | | 220V | A | 12 (4) |
| | DC13 | | | |
| | | 24V | A | 32 |
| | | 48V | A | 25 |
| | | 60V | A | 14 |
| | | 110V | A | 3 |
| | | 220V | A | 0.5 |
| | | 440V | A | 0.15 |
| Power dissipation | | | W | 1.6 |
| **Mechanical features** | | | | |
| Terminals screw | | | | M4 |
| Tightening torque for terminals max | | | Nm | 1.2 |
| Conductor size | | | | |
| | AWG - Rigid cable | | | |
| | | min | AWG | 16 |
| | | Max | AWG | 8 |
| | AWG - Flexible cable | | | |
| | | min | AWG | 16 |
| | | Max | AWG | 10 |
| | Conductor size (IEC) - Flexible cable | | | |
| | | min | mm² | 1.5 |
| | | Max | mm² | 6 |
| | Conductor size (IEC) - Rigid cable | | | |
| | | min | mm² | 1.5 |
| | | Max | mm² | 10 |
| Mechanical life | | | cycles | 1X10⁶ |
| **UL technical data** | | | | |
| Motor power for direct-on-line control | | | | |
| | for three-phase motor | | | |
| | | 120V | HP | 3 |
| | | 240V | HP | 7.5 |
| | | 480V | HP | 15 |
| | | 600V | HP | 15 |
| | for single-phase motor | | | |
| | | 120V | HP | 1.5 |
| | | 240V | HP | 3 |
| **Ambient conditions** | | | | |
| Temperature | | | | |
| | Operating temperature | | | |
| | | min | °C | -25 |
| | | max | °C | +55 |
| | Storage temperature | | | |
| | | min | °C | -40 |


The characteristics described in this document are subject to updates or modifications at any time. The descriptions, technical and functional information, illustrations and instructions in this brochure are purely illustrative, and are consequently not contractually binding

# GX3290U

Rotary cam switch GX series, ON-OFF switch 1 pole 32A, for front mounting with black handle, front plate 65X65mm

| | | | |
|---|---|---|---|
| | max | °C | +70 |

## Resistance & Protection

| | |
|---|---|
| Frontal IP degree | IP65 |
| Terminals IP degree | IP20 |

## Dimensions

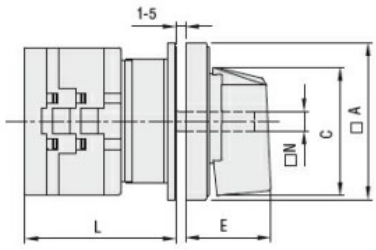


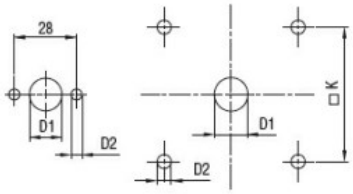


Drillings for 4 screws fixing (4V version).

| Series | Dimensions | | | | | | | L Number of elements | | | | | | | | | | | |
|---|---|---|---|---|---|---|---|---|---|---|---|---|---|---|---|---|---|---|---|
| | □A | C | ØD1 | ØD2 | E | □K | □N | 1 | 2 | 3 | 4 | 5 | 6 | 7 | 8 | 9 | 10 | 11 | 12 |
| **GX16** | 48 | 39.5 | 12 | 5 | 26.5 | 36 | 6 | 43 | 51.5 | 60 | 68.5 | 77 | 85.5 | 94 | 102.5 | 111 | 119.5 | 128 | 136.5 |
| **GX20** | 48 | 39.5 | 12 | 5 | 26.5 | 36 | 6 | 43 | 51.5 | 60 | 68.5 | 77 | 85.5 | 94 | 102.5 | 111 | 119.5 | 128 | 136.5 |
| **GX32** | 65 | 53 | 14 | 5 | 34.5 | 48 | 7 | 51 | 63 | 75 | 85 | 99 | 111 | 123 | 135 | 147 | 159 | 171 | 183 |
| **GX40** | 65 | 53 | 14 | 5 | 34.5 | 48 | 7 | 51 | 63 | 75 | 85 | 99 | 111 | 123 | 135 | 147 | 159 | 171 | 183 |

## Wiring diagrams

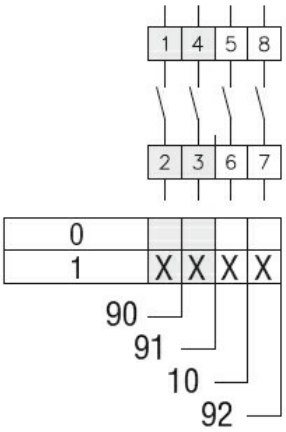


## Certifications and compliance

Compliance

| |
|---|
| CSA C22.2 n° 14 |
| IEC/EN/BS 60947-1 |
| IEC/EN/BS 60947-3 |
| IEC/EN/BS 60947-5-1 |
| IEC/EN/BS 61058-1 |
| UL60947-4-1 |

Certificates

| |
|---|
| cULus |
| EAC |

## ETIM classification

| | |
|---|---|
| ETIM 8.0 | EC001105 - Off-load switch |


The characteristics described in this document are subject to updates or modifications at any time. The descriptions, technical and functional information, illustrations and instructions in this brochure are purely illustrative, and are consequently not contractually binding