MRC series
C5-A3x
11-pin, power relay, 3-pole, plug-in, faston

Type	**C5-A3x/ ... V** Power relays, 3 change-over contacts
Maximum contact load	**16 A/400 V AC1** **0,5 A/110 V DC1** **16 A/30 V DC1** **0,2 A/220 V DC1**
Recommended minimum contact load	**1 mA/10 V** (with 10 µ Au) **10 mA/10 V** (standard contact)

Contacts

Material	Standard	Code 0	AgNi
	Optional	Code 8	AgNi + 10 µ Au
	Optional	Code 9	AgNi + 0,2 µ Au
Rated current			16 A
Switch-on current max. (20 ms)			40 A
Switching voltage max.			400 V
AC load			4 kVA
DC load			see Fig. 2

Coil

Coil resistance	see table; tolerance ± 10 %
Pick-up voltage	≥ 0,8 x U_N
Release voltage	≥ 0,1 x U_N
Nominal power	2,4 VA (AC)/1,4 W (DC)

Coil table

VAC	Ω	mA	VDC	Ω	mA
24	65	100	24	414	58
48	286	50	48	1K6	30
115	1K7	21	110	8K1	13
230	6K8	10	220	34K5	6,5
400	18K8	6			

Insulation

	Volt rms, 1 min
Contact open	1000 V
Contact/contact	4 kV
Contact/coil	4 kV
Insulation resistance at 500 V	≥3 GΩ
Insulation, IEC 61810-5	4 kV/3

Specifications

Ambient temperature operation/storage	-40 (no ice)….60 °C /-40 ... 80 °C
Pick-up time/bounce time	20 ms/≤ 3 ms
Release time/bounce time	10 ms/≤ 1 ms
Mechanical life	AC: 10 Mill./DC: 20 Mill. switching cycles
AC voltage endurance at rated load	≥100000 switching cycles
Switching frequency at rated load	≤ 1200/h
Protection class	IP40
Weight	95 g

Standard types

AC 50 Hz/60 Hz: 24, 48, 115, (120), 230, (240)	**C5-A30/AC ... V**	**C5-A38/AC ... V**	**C5-A39/AC ... V**
LED	**C5-A30X/AC ... V**	**C5-A38X/AC ... V**	**C5-A39X/AC ... V**
RC suppresor	**C5-A30R/AC ... V**	**C5-A38R/AC ... V**	**C5-A39R/AC ... V**
DC 24, 48, 110, 220	**C5-A30X/DC ... V**	**C5-A38X/DC ... V**	**C5-A39/DC ... V**
LED	**C5-A30X/DC ... V**	**C5-A38X/DC ... V**	**C5-A39X/DC ... V**
Free wheeling diode	**C5-A30DX/DC ... V**	**C5-A38DX/DC ... V**	**C5-A39DX/DC ... V**
Polarity and free wheeling diode	**C5-A30FX/DC ... V**	**C5-A38FX/DC ... V**	**C5-A39FX/DC ... V**
AC/DC bridge rectifier 24 V, 48 V, 60 V	**C5-A30BX/UC ... V**	**C5-A38BX/UC ... V**	**C5-A39BX/UC ... V**

"..." Enter the voltage for full type designation

Accessories

Socket:	**S5-S, S5-L, S5-P, S5-P0**
Operational accessories (blanking plug):	**SO-NP, SO-OP**



Connection diagram

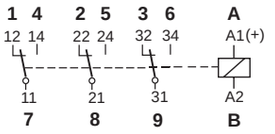

Fig. 1 AC voltage endurance

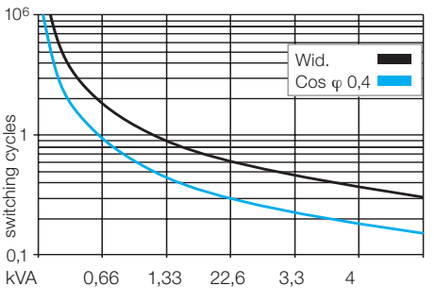

Fig. 2 DC load limit curve

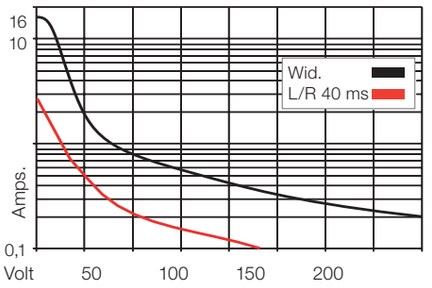

Dimensions [mm]

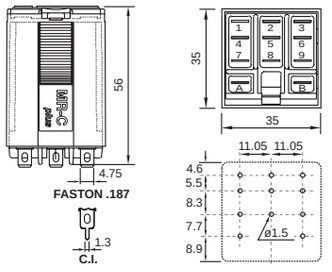

Technical approvals, conformities

IEC 60947; IEC 61810