

Industrial fuses

NFC-DIN industrial fuselinks gG and aM curves
from 0.16 to 1250 A



gG type fuse, 14 x 51
from 1 to 50 A



aM type fuse, NH000
from 6 to 100 A



gG type fuse, NH0,
with striker
from 16 to 200 A



gG type fuse, NH2
from 100 to 500 A



aM type fuse, NH4
from 315 to 1250 A

The solution for

- Motor protection
- Cable and device protection



Strong points

- High level performances
- High reliability
- Improved safety

Conformity to standards

- IEC 60269-1
- DIN EN 60269-1
- NF EN 60269-1
- IEC 60269-2
- NF EN 60269-2

Function

SOCOMEC industrial fuses protect installations and people from overcurrents for any low voltage electrical circuit.

Advantages

High level performances
- High breaking capacity - 120 kA at 400/500 V, 80 kA at 690 V.
- High short-circuit limitation capacity.
- Simple and reliable discrimination.
- NH (size 000 to 3) type gG fuse links without striker : 250 VDC, 80 kA, L/R 20ms

High reliability
- Absolute protection over time guaranteed by the simplicity of manufacture and function (Joule effect).
- No downgrading of fuse characteristics over time.

Improved safety
The energy released whilst eliminating the fault (fuse blowing) is contained within the cartridge (no degassing).

References

gG type fuses (in multiples of 10)

Rating (A)	10 x 38 without striker		14 x 51 without striker		14 x 51 with striker		22 x 58 without striker		22 x 58 with striker	
	Voltage (VAC)	Reference	Voltage (VAC)	Reference	Voltage (VAC)	Reference	Voltage (VAC)	Reference	Voltage (VAC)	Reference
0.5	500	6012 **0000**								
1	500	6012 **0001**	690	6022 **0001**						
2	500	6012 **0002**	690	6022 **0002**	500	6052 **0002**	690	6032 **0002**		
4	500	6012 **0004**	690	6022 **0004**	500	6052 **0004**	690	6032 **0004**	690	6062 **0004**
6	500	6012 **0006**	690	6022 **0006**	500	6052 **0006**	690	6032 **0006**	690	6062 **0006**
8	500	6012 **0008**	690	6022 **0008**	500	6052 **0008**	690	6032 **0008**	690	6062 **0008**
10	500	6012 **0010**	690	6022 **0010**	500	6052 **0010**	690	6032 **0010**	690	6062 **0010**
12	500	6012 **0012**	690	6022 **0012**	500	6052 **0012**	690	6032 **0012**	690	6062 **0012**
16	500	6012 **0016**	690	6022 **0016**	500	6052 **0016**	690	6032 **0016**	690	6062 **0016**
20	500	6012 **0020**	690	6022 **0020**	500	6052 **0020**	690	6032 **0020**	690	6062 **0020**
25	500	6012 **0025**	690	6022 **0025**	500	6052 **0025**	690	6032 **0025**	690	6062 **0025**
32	400	6012 **0032**	500	6022 **0032**	500	6052 **0032**	690	6032 **0032**	690	6062 **0032**
40			500	6022 **0040**	500	6052 **0040**	690	6032 **0040**	690	6062 **0040**
50			400	6022 **0050**	400	6052 **0050**	690	6032 **0050**	690	6062 **0050**
63							690	6032 **0063**	690	6062 **0063**
80							500	6032 **0080**	500	6062 **0080**
100							500	6032 **0100**	500	6062 **0100**
125							400	6032 **0125**	400	6062 **0125**

Description of accessories

	Reference		Reference		Reference		Reference		Reference
Solid cylindrical link	6019 **0000**		6029 **0000**		6029 **0000**		6039 **0000**		6039 **0000**

aM type fuses (in multiples of 10)

Rating (A)	10 x 38 without striker		14 x 51 without striker		14 x 51 with striker		22 x 58 without striker		22 x 58 with striker	
	Voltage (VAC)	Reference	Voltage (VAC)	Reference	Voltage (VAC)	Reference	Voltage (VAC)	Reference	Voltage (VAC)	Reference
0.16	500	6013 **0007**								
0.25	500	6013 **0005**	690	6023 **0005**						
0.5	500	6013 **0000**	690	6023 **0000**						
1	500	6013 **0001**	690	6023 **0001**						
2	500	6013 **0002**	690	6023 **0002**	500	6053 **0002**	690	6033 **0002**		
4	500	6013 **0004**	690	6023 **0004**	500	6053 **0004**	690	6033 **0004**	690	6063 **0004**
6	500	6013 **0006**	690	6023 **0006**	500	6053 **0006**	690	6033 **0006**	690	6063 **0006**
8	500	6013 **0008**	690	6023 **0008**	500	6053 **0008**	690	6033 **0008**	690	6063 **0008**
10	500	6013 **0010**	690	6023 **0010**	500	6053 **0010**	690	6033 **0010**	690	6063 **0010**
12	500	6013 **0012**	690	6023 **0012**	500	6053 **0012**	690	6033 **0012**	690	6063 **0012**
16	500	6013 **0016**	690	6023 **0016**	500	6053 **0016**	690	6033 **0016**	690	6063 **0016**
20	400	6013 **0020**	690	6023 **0020**	500	6053 **0020**	690	6033 **0020**	690	6063 **0020**
25	400	6013 **0025**	690	6023 **0025**	500	6053 **0025**	690	6033 **0025**	690	6063 **0025**
32			500	6023 **0032**	500	6053 **0032**	690	6033 **0032**	690	6063 **0032**
40			500	6023 **0040**	500	6053 **0040**	690	6033 **0040**	690	6063 **0040**
50			400	6023 **0050**	400	6053 **0050**	690	6033 **0050**	690	6063 **0050**
63							690	6033 **0063**	690	6063 **0063**
80							500	6033 **0080**	500	6063 **0080**
100							500	6033 **0100**	400	6063 **0100**
125							400	6033 **0125**	400	6063 **0125**

Description of accessories

	Reference		Reference		Reference		Reference		Reference
Solid cylindrical link	6019 **0000**		6029 **0000**		6029 **0000**		6039 **0000**		6039 **0000**

References (continued)

Knife-edge fuses (NH), gG type

Rating (A)	000/00C without striker (in multiples of 3)		00 without striker (in multiples of 3)		0 without striker (in multiples of 3)		0 with striker (in multiples of 3)		1 without striker (in multiples of 3)		1 with striker (in multiples of 3)	
	Voltage (VAC)	Reference	Voltage (VAC)	Reference	Voltage (VAC)	Reference	Voltage (VAC)	Reference	Voltage (VAC)	Reference	Voltage (VAC)	Reference
6	500	6600 **0006**										
10	500	6600 **0010**										
16	500	6600 **0016**			500	6702 **0016**						
20	500	6600 **0020**			500	6702 **0020**						
25	500	6600 **0025**			500	6702 **0025**						
32	500	6600 **0032**			500	6702 **0032**	690	6852 **0032**				
40	500	6600 **0040**			500	6702 **0040**	690	6852 **0040**				
50	500	6600 **0050**			500	6702 **0050**	690	6852 **0050**				
63	500	6600 **0063**			500	6702 **0063**	690	6852 **0063**	500	6712 **0063**		
80	500	6600 **0080**			500	6702 **0080**	690	6852 **0080**	500	6712 **0080**	690	6862 **0080**
100	500	6600 **0100**			500	6702 **0100**	690	6852 **0100**	500	6712 **0100**	690	6862 **0100**
125			500	6692 **0125**	500	6702 **0125**	500	6852 **0125**	500	6712 **0125**	690	6862 **0125**
160			500	6692 **0160**	500	6702 **0160**	500	6852 **0160**	500	6712 **0160**	690	6862 **0160**
200					500	6702 **0200**	500	6852 **0200**	500	6712 **0200**	690	6862 **0200**
250									500	6712 **0250**	500	6862 **0250**
315									400	6712 **0315**	500	6862 **0315**

Description of accessories

	Reference		Reference		Reference		Reference		Reference		Reference
Neutral bar	6420 **0000**		6420 **0000**		6421 **0000**		6421 **0000**		6421 **0001**		6421 **0001**

Rating (A)	2 without striker (in multiples of 3)		2 with striker (in multiples of 3)		3 without striker (to this unit)		3 with striker (to this unit)		4 without striker (to this unit)		4 with striker (to this unit)	
	Voltage (VAC)	Reference	Voltage (VAC)	Reference	Voltage (VAC)	Reference	Voltage (VAC)	Reference	Voltage (VAC)	Reference	Voltage (VAC)	Reference
100	500	6722 **0100**										
125	500	6722 **0125**	690	6872 **0125**								
160	500	6722 **0160**	690	6872 **0160**								
200	500	6722 **0200**	690	6872 **0200**								
250	500	6722 **0250**	690	6872 **0250**								
315	500	6722 **0315**	690	6872 **0315**	500	6732 **0315**	690	6882 **0315**	500	6746 **0315**	500	6896 **0315**
400	500	6722 **0400**	500	6872 **0400**	500	6732 **0400**	690	6882 **0400**	500	6746 **0400**	500	6896 **0400**
500	500	6722 **0500**	500	6872 **0500**	500	6732 **0500**	690	6882 **0500**	500	6746 **0500**	500	6896 **0500**
630					500	6732 **0630**	500	6882 **0630**	500	6746 **0630**	500	6896 **0630**
800					500	6732 **0800**			500	6746 **0800**	500	6896 **0800**
900									500	6746 **0900**	500	6896 **0900**
1000									500	6746 **1000**	500	6896 **1000**
1250									500	6746 **1200**	500	6896 **1200**

Description of accessories

	Reference		Reference		Reference		Reference		Reference		Reference
Neutral bar	6421 **0002**		6421 **0002**		6421 **0003**		6421 **0003**		6441 **0005**		6441 **0005**

Knife-edge fuses (NH), aM type

Rating (A)	000/00C without striker (in multiples of 3)		00 without striker (in multiples of 3)		0 without striker (in multiples of 3)		0 with striker (in multiples of 3)		1 without striker (in multiples of 3)		1 with striker (in multiples of 3)	
	Voltage (VAC)	Reference	Voltage (VAC)	Reference	Voltage (VAC)	Reference	Voltage (VAC)	Reference	Voltage (VAC)	Reference	Voltage (VAC)	Reference
6	500	6601 **0006**										
10	500	6601 **0010**										
16	500	6601 **0016**			500	6703 **0016**						
20	500	6601 **0020**			500	6703 **0020**						
25	500	6601 **0025**			500	6703 **0025**						
32	500	6601 **0032**			500	6703 **0032**	690	6853 **0032**				
40	500	6601 **0040**			500	6703 **0040**	690	6853 **0040**				
50	500	6601 **0050**			500	6703 **0050**	690	6853 **0050**				
63	500	6601 **0063**			500	6703 **0063**	690	6853 **0063**				
80	500	6601 **0080**			500	6703 **0080**	690	6853 **0080**			690	6863 **0080**
100			500	6693 **0100**	500	6703 **0100**	690	6853 **0100**	500	6713 **0100**	690	6863 **0100**
125			500	6693 **0125**	500	6703 **0125**	690	6853 **0125**	500	6713 **0125**	690	6863 **0125**
160			500	6693 **0160**	500	6703 **0160**	690	6853 **0160**	500	6713 **0160**	690	6863 **0160**
200					500	6703 **0200**	500	6853 **0200**	500	6713 **0200**	690	6863 **0200**
250									500	6713 **0250**	690	6863 **0250**
315									500	6713 **0315**	500	6863 **0315**

Description of accessories

	Reference		Reference		Reference		Reference		Reference		Reference
Neutral bar	6420 **0000**		6420 **0000**		6421 **0000**		6421 **0000**		6421 **0001**		6421 **0001**

Rating (A)	2 without striker (in multiples of 3)		2 with striker (in multiples of 3)		3 without striker (to this unit)		3 with striker (to this unit)		4 without striker (to this unit)		4 with striker (to this unit)	
	Voltage (VAC)	Reference	Voltage (VAC)	Reference	Voltage (VAC)	Reference	Voltage (VAC)	Reference	Voltage (VAC)	Reference	Voltage (VAC)	Reference
100	500	6723 **0100**										
125	500	6723 **0125**										
160	500	6723 **0160**	690	6873 **0160**								
200	500	6723 **0200**	690	6873 **0200**								
250	500	6723 **0250**	690	6873 **0250**								
315	500	6723 **0315**	690	6873 **0315**	500	6733 **0315**	690	6883 **0315**	500	6747 **0315**	500	6897 **0315**
400	500	6723 **0400**	690	6873 **0400**	500	6733 **0400**	690	6883 **0400**	500	6747 **0400**	500	6897 **0400**
500	500	6723 **0500**	500	6873 **0500**	500	6733 **0500**	690	6883 **0500**	500	6747 **0500**	500	6897 **0500**
630					500	6733 **0630**	500	6883 **0630**	500	6747 **0630**	500	6897 **0630**
800									500	6747 **0800**	500	6897 **0800**
1000									500	6747 **1000**	500	6897 **1000**
1250									500	6747 **1200**	500	6897 **1200**

Description of accessories

	Reference		Reference		Reference		Reference		Reference		Reference
Neutral bar	6421 **0002**		6421 **0002**		6421 **0003**		6421 **0003**		6441 **0005**		6441 **0005**

Accessories

Solid cylindrical link

Use

Solid link to be used in conjunction with the neutral pole of cylindrical fused disconnecting switches.

3 sizes: 10 x 38, 14 x 51, 22 x 58.

Rating (A)	Size	To be ordered in multiples of	Reference
32	10 x 38	10	6019 **0000**
50	14 x 51	10	6029 **0000**
100	22 x 58	10	6039 **0000**



fusib_123

Solid links

Use

Solid link to be used in conjunction with fuse bases or knife-edge fused disconnecting switches, generally fitted on the neutral pole.

6 sizes: 000/00C/00-0-1-2-3-4.

Rating (A)	Size	Tightening	Reference
160	000/00C/00	elastic	6420 **0000**
160	0	elastic	6421 **0000**
315	1	elastic	6421 **0001**
400	2	elastic	6421 **0002**
630	3	elastic	6421 **0003**
1250	4	blocked	6441 **0005**



fusib_124

Operating handle

Use

For inserting and extracting knife-edge fuses, sizes 000 to 4.

Type	Reference
Operating handle	6401 **0011**



fusib_122

Dimensions

Cylindrical fuses (NF)

Without striker - with striker

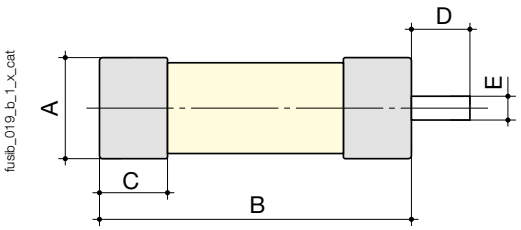

Standard dimensions (mm) as per IEC 60269-2-1					
Size	**A**	**B**	**C**	**D**	**E**
10 x 38	10.3	38	10.5		
14 x 51	14.3	51	13.8	7.5	3.8
22 x 58	22.2	58	16.2	7.5	3.8

Knife-edge fuses (NH)

without striker

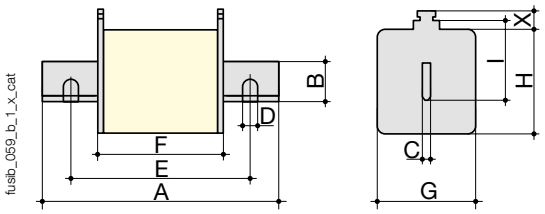

Standard dimensions (mm) as per IEC 60269-2-1										
Size	**A maxi**	**B mini**	**C**	**D**	**E mini**	**F maxi**	**G maxi**	**H maxi**	**I**	**X mini**
000/00C	80	15	6			54	21	41	35	11
00	80	15	6			54	30	48	35	11
0	127.5	15	6			68	40	48	35	11
1	137.5	20	6			75	52	53	40	11
2	152.5	25	6			75	60	61	48	11
3	152.5	32	6			75	75	76	60	11
4	203	49	8	16	150	90	105	110	87	11

With striker

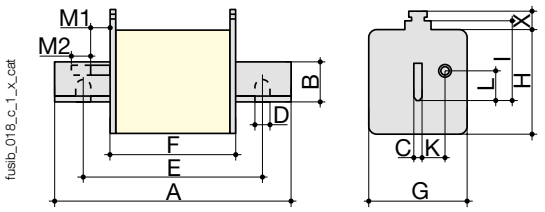

Standard dimensions (mm) as per IEC 60269-2-1														
Size	**A maxi**	**B mini**	**C**	**D**	**E**	**F maxi**	**G maxi**	**H maxi**	**I**	**K**	**L**	**M1**	**M2 mini**	**X mini**
0	127.5	15	6			68	39	47	35	11.5	14	25	13	11
1	137.5	20	6			75	52	53	40	13	14.5	25.5	13	11
2	152.5	25	6			75	60	61	48	16	14.5	25.5	13	11
3	152.5	32	6			75	75	76	60	21	14.5	25.5	13	11
4	203	49	8	16	150	90	105	110	87	24.5	14.5	35	13	11

Curves characteristic of NF and NH gG type fuses

Cut-off current diagram

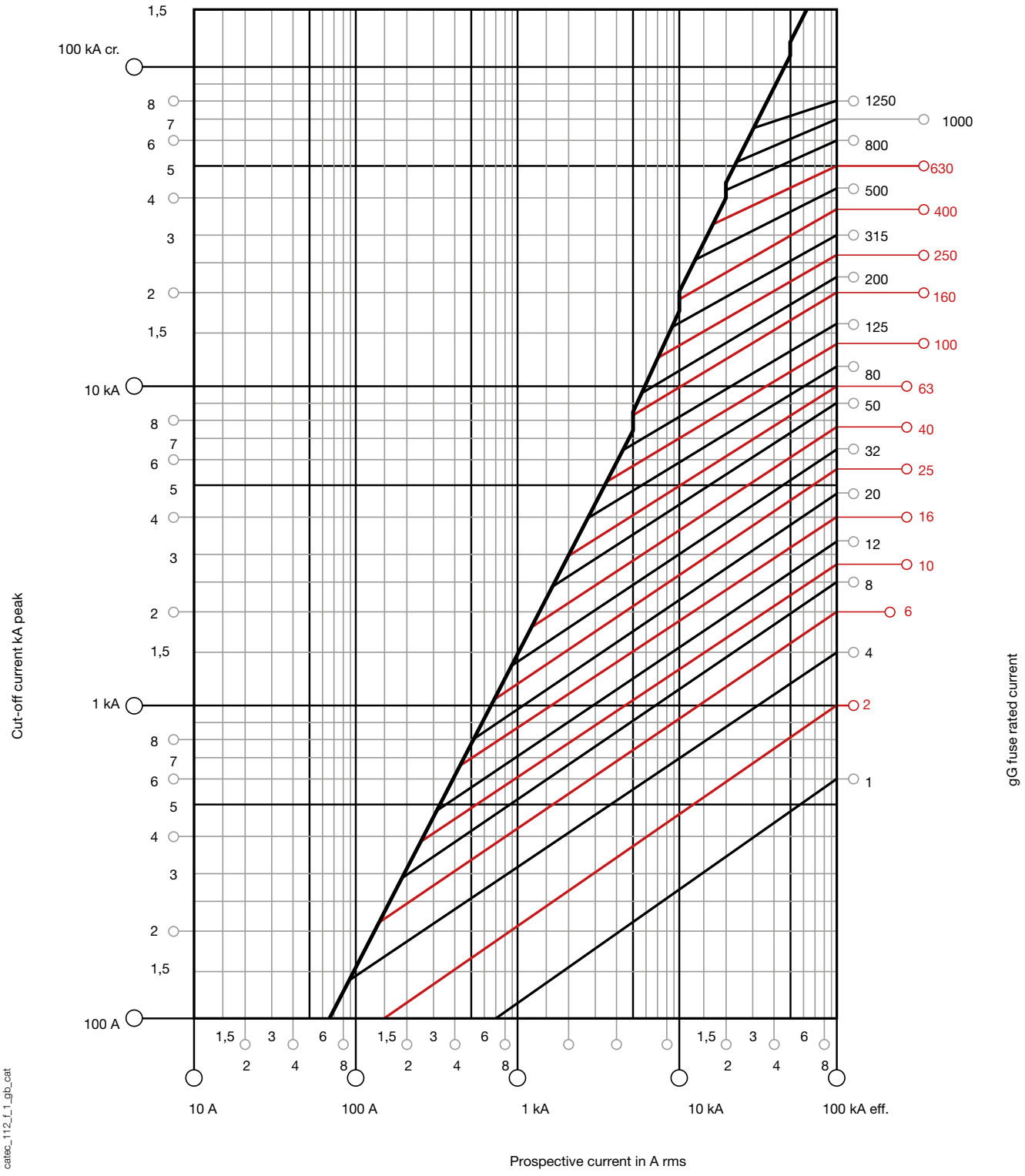

Diagram of thermal constraint limitation

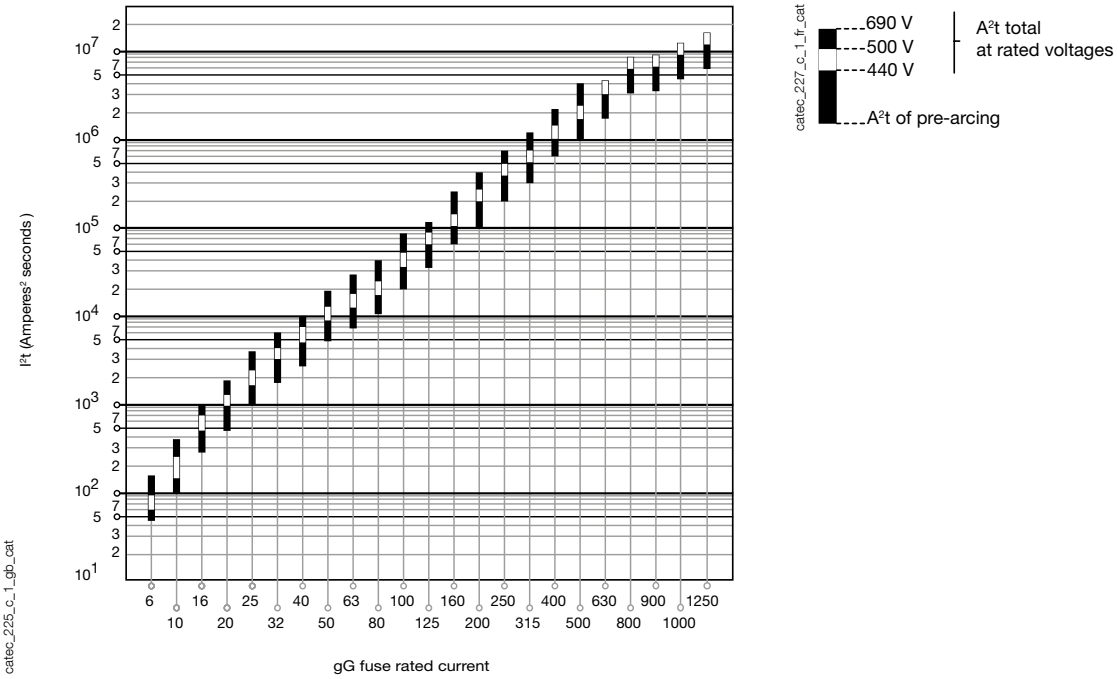

Time/current operation characteristics

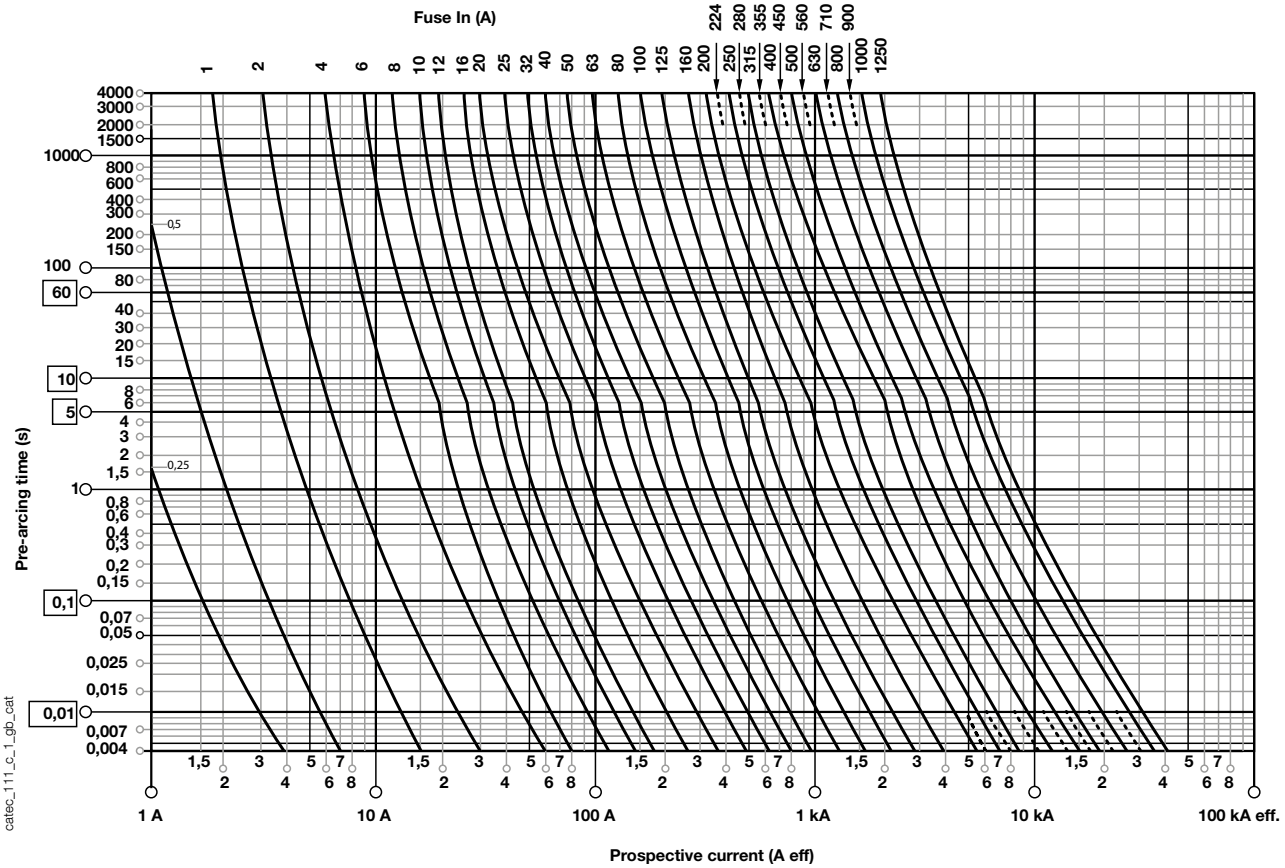

Curves characteristic of NF and NH aM type fuses

Cut-off current diagram

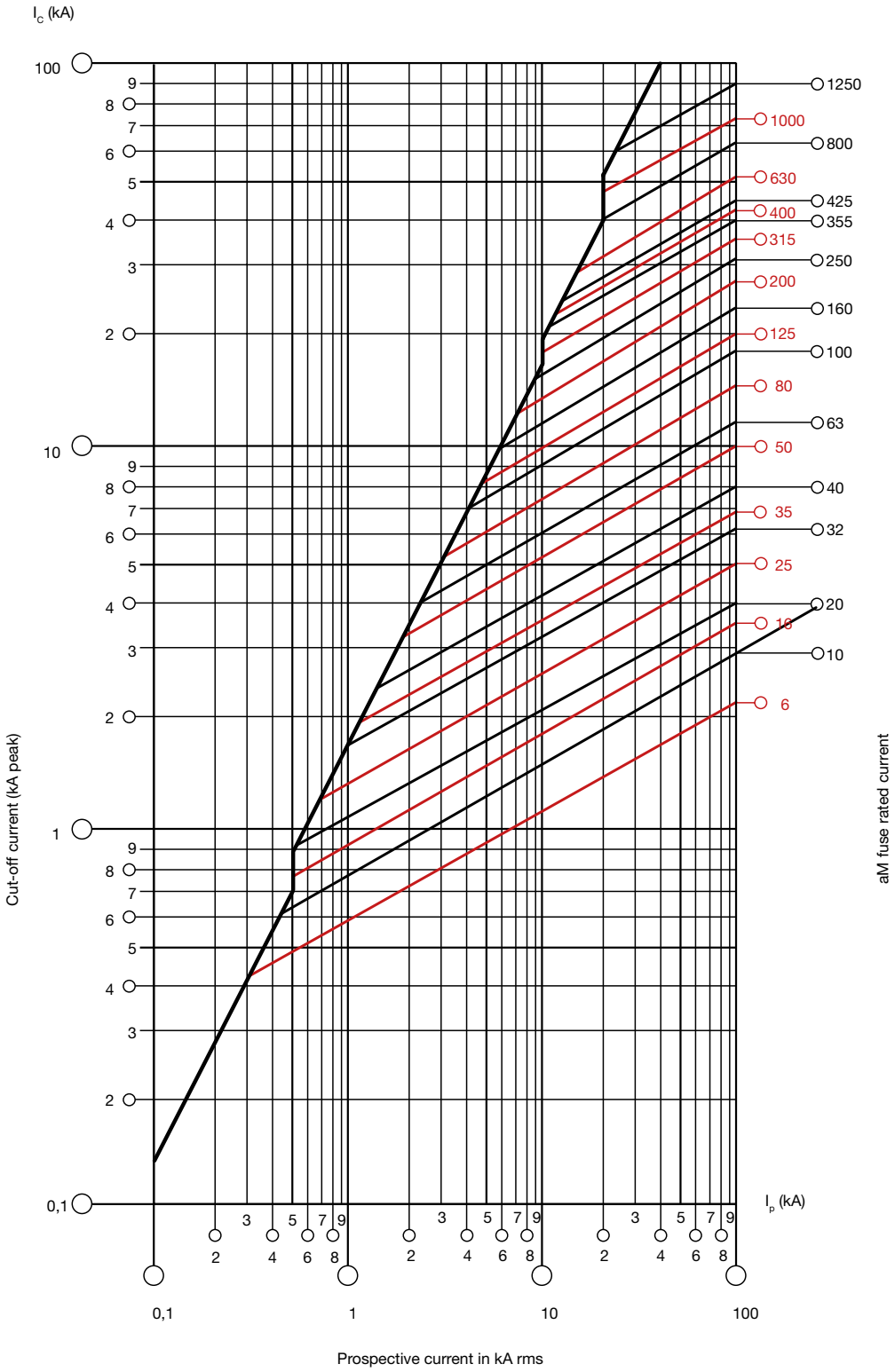

catec_114_g_1_gb_cat

socomec
Innovative Power Solutions

Diagram of thermal constraint limitation

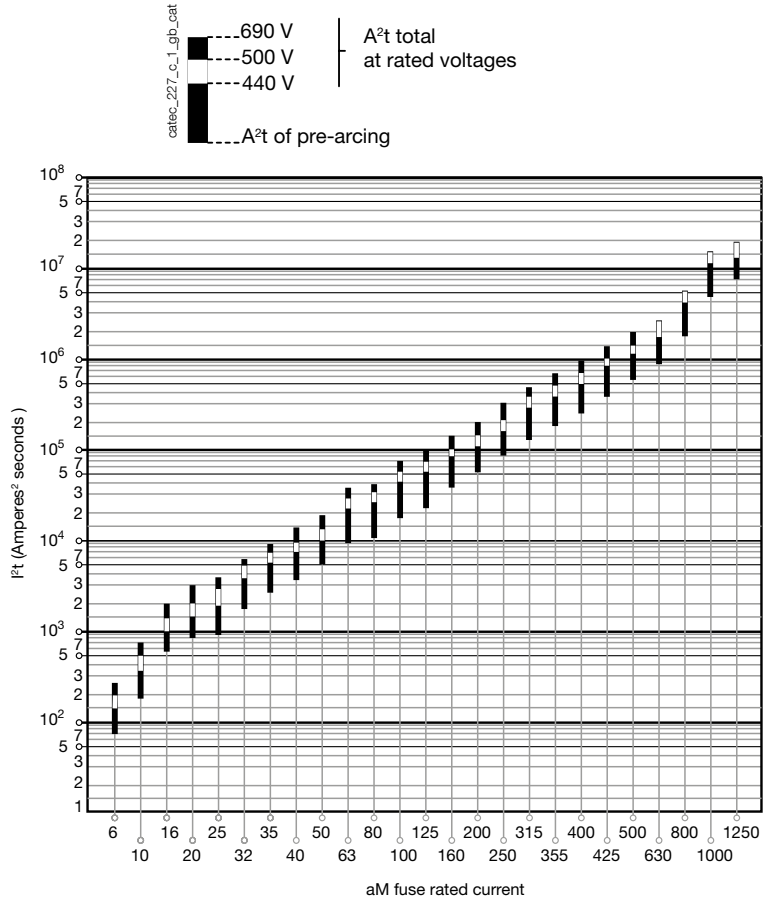

catec_226_c_1_gb_cat

Dissipated power without striker (W)

Rated operational currents	Fuse size						
In (A)	000	00	0/0S	1	2	3	4
6	0.33		0.42				
10	0.52		0.67				
16	0.81		0.98				
20	0.92		1.04				
25	1.08		1.17				
32	1.42		1.67				
35	1.58		1.72				
40	1.68		1.91				
50		2.28	2.51				
63		2.9	3.35	3.2			
80		4.19	4.93	4.6			
100		5.09	5.72	5.7			
125		6.29	7.30	6.98	7.6		
160		7.73	9.50	9.2	9.7		
200			12.3	13.7	13.9		
224				14.0	14.0		
250				15.3	17.0		
315					26.0	20.6	18.8
355					25.2	23.9	
400					29.3	26.5	23.5
425						28.3	
500						35.8	34
630						56.9	49
800							70
1000							80
1250							108

Time/current operation characteristics

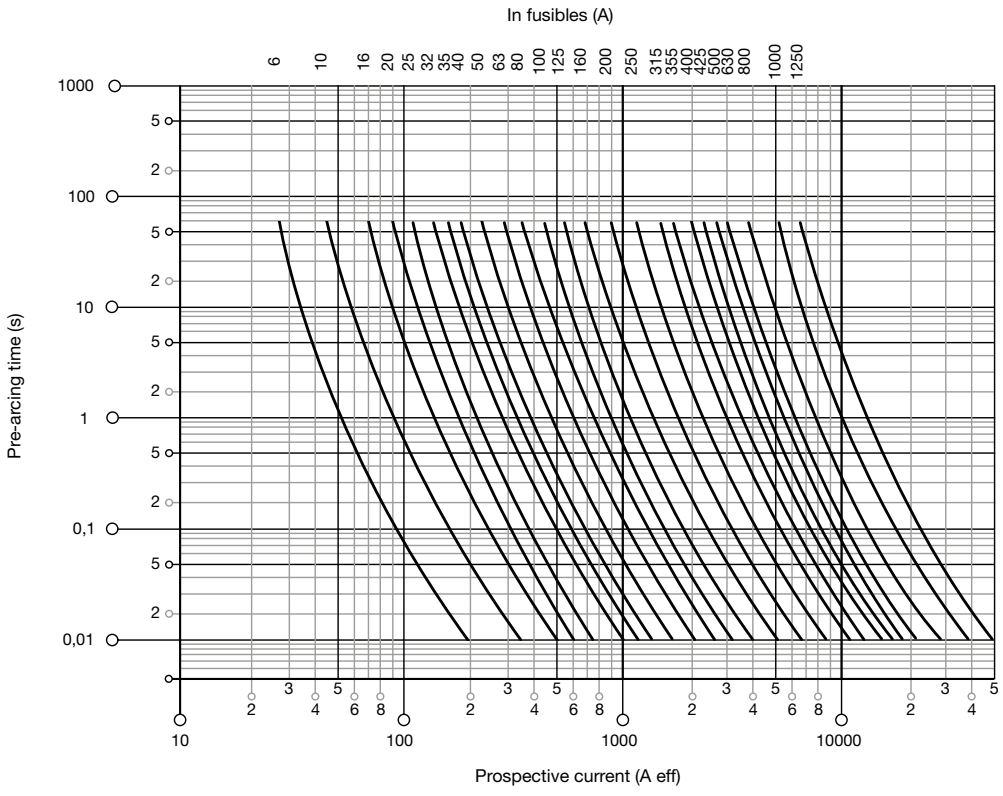

catec_113_d_1_gb_cat