accessories and plugs



legris connectic

the complete range of accessories and plugs

NPT brass pipe fittings

U100 L
NPT
Page H5



U115 L
NPT
Page H5



U124 L
NPT
Page H5



U114 L
NPT
Page H5



U101 L
NPT
Page H5



U106 L
NPT
Page H5



U107 L
NPT
Page H6



U102 L
NPT
Page H6



U122 L
NPT
Page H6



U103 L
NPT
Page H6



U119 L
NPT
Page H6



U121 L
NPT
Page H6



U104 L
NPT
Page H7



U110 L
NPT
Page H7



U120 L
NPT
Page H7



U112 L
NPT
Page H7



U113 L
NPT
Page H7



brass accessories

0143
BSPP
Page H8



0144
BSPP/BSPT
Page H8



0152
BSPT
Page H8



0145
BSPP
Page H8



0158
BSPP/BSPT
Page H8



0117
BSPP/M5
Page H8



0121
NPT/BSPT
Page H9



0121
BSPT
Page H9



0929
taper
page H9



0155
BSPP
Page H9



0164
BSPP/NPT
Page H9



0167
NPT/BSPT
Page H10



0168
BSPP
Page H10



0163
BSPP/BSPT
Page H10



0169
BSPP
Page H10



0123
BSPT
Page H11



0136
BSPT
Page H11



0931
BSPP/M5
Page H11



0912
BSPP/M5
Page H12



0913/0921
BSPP/BSPT
Page H12



0914/0922
BSPT/M5
Page H12



0910
BSPP
Page H12



0911
BSPP/BSPT
Page H12



0915
BSPP/M5
Page H12

0916/0923
BSPP/BSPT
Page H13

0917/0924
BSPP/BSPT
Page H13

0927
taper
page H13

0928
taper/parallel
page H13

0908
BSPP
Page H13

0909
BSPP/BSPT
Page H13

0903
BSPP
Page H14

0904
BSPP/BSPT
Page H14

0905
BSPP/M5
Page H14

0906
BSPP
Page H14

0907
BSPP
Page H14

0920
BSPP/M5
Page H14

0191
BSPP
Page H15

0900
BSPT
Page H15

0901
BSPP/M5
Page H15

0192
BSPT/BSPP
Page H15

0902
BSPP/M5
Page H15

the complete range of accessories and plugs

aluminum manifolds

3313
BSPP
Page H16



3315
Page H16



3310
Page H16



3312
BSPP/M5
Page H16



3311
BSPP/M5
Page H16



stainless steel accessories

1844
taper/parallel
page H17



1843
parallel
page H17



1845
parallel
page H17



1871
NPT
page H17



1817
parallel
page H17



1855
parallel
page H17



1870
NPT
page H18



1862
parallel
page H18



1864
NPT/BSPP
Page H18



1867
BSPT/NPT
Page H18



1872
NPT
page H18



1863
taper/parallel
page H18



1873
NPT
page H19



1861
taper/parallel
page H19



1823
taper/NPT
page H19



1821
NPT
Page H19



1821
BSPT
Page H19



silencers

0673/0610/0670
NPT/BSPP
Page H20



0671
Page H20



0673
parallel
page H20



0614/0672
NPT/BSPP
page H20



0677
parallel
page H20



0611/0674
NPT/BSPP
Page H21



0676
BSPP
Page H21



0683
NPT
page H21



0682
parallel
page H21



sealing accessories

0138
Page H22



0139
Page H22



0602
Page H22



0127
Page H23



1827
Page H23



0605
Page H23

plugs

0200
BSPP/metric
Page H24



0205
NPT/BSPT
Page H24



0285
NPT/BSPT
Page H25



0206
NPT/BSPT
Page H25

accessories and plugs

In order to offer global solutions for connection, **Legris** now provides users with a comprehensive range of nickel-plated brass accessories suitable for use with the different thread types and ball valves featured in this catalog.



models for principal applications

- models for high and medium pressure (3,625 psi maximum)
- stainless steel accessories, for corrosive fluids and harsh environments, low and medium pressure applications
- anodized aluminum manifolds
- plugs brass, steel and stainless steel



a large and diversified offer

- many models and configurations:
  - adapters; sleeves, reducers; elbows, tees, crosses, Y pieces, manifolds, bulkheads
- large variety of threaded types:
  - NPT, BSP taper, BSP parallel and metric
- from 1/8" to 3/4" NPT and M5 to 2" BSP



sealing systems matched to installation requirements

- copper washers
- bonded seals
- captive sealing washers
- teflon tape



a complete range of silencers

- standard and flow control models
- BSP parallel and M5 and push-in threaded connectors
- sintered bronze and polyethylene

NPT brass pipe fittings

U100 L female elbow — NPT



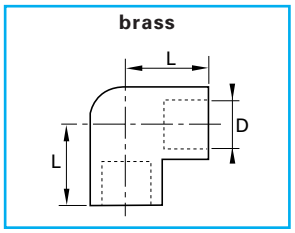

NPT		L in	flow dia.D	oz
1/8	U100 L A	.56	.328	1.15
1/4	U100 L B	.81	.422	2.37
3/8	U100 L C	.84	.562	3.14
1/2	U100 L D	1.09	.687	6.00

U115 L street elbow — NPT



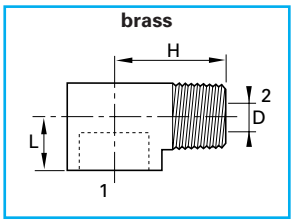

NPT 1	NPT 2		H in	L in	flow dia.D	oz
1/8	1/8	U115 L A	.81	.56	.220	.64
1/4	1/4	U115 L B	1.08	.69	.314	1.25
3/8	3/8	U115 L C	1.25	.78	.428	2.07
1/2	1/2	U115 L D	1.25	1.03	.552	1.29

U124 L 45° elbow — female NPT to male NPT



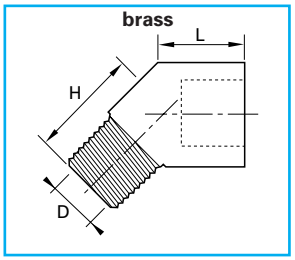

NPT		H in	L in	flow dia.D	oz
1/8	U124 L A	.50	.38	.220	.50
1/4	U124 L B	.70	.54	.314	.26
3/8	U124 L C	.78	.54	.440	1.99
1/2	U124 L D	1.00	.73	.562	3.66

U114 L equal elbow — male NPT



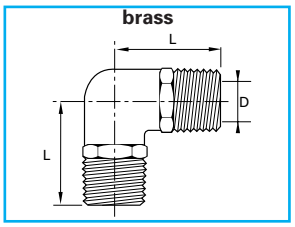

NPT		L in	flow dia.D	oz
1/8	U114 L A	.71	.220	.66
1/4	U114 L B	1.09	.312	1.69
3/8	U114 L C	1.09	.406	1.91
1/2	U114 L D	1.41	.562	3.49

U101 L female tee — NPT



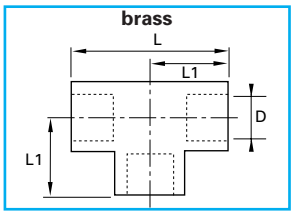

NPT		L in	L1 in	flow dia.D	oz
1/8	U101 L A	1.12	.56	.328	3.38
1/4	U101 L B	1.38	.69	.422	2.81
3/8	U101 L C	1.68	.84	.562	6.46
1/2	U101 L D	2.14	1.07	.687	7.26

U106 L branch tee — NPT



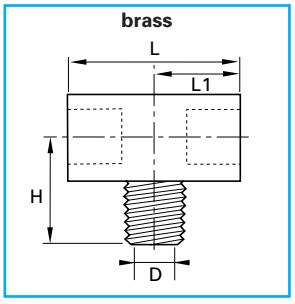

NPT		H in	L in	L1 in	flow dia.D	oz
1/8	U106 L A	.66	1.06	.53	.220	1.29
1/4	U106 L B	.91	1.52	.76	.314	2.63
3/8	U106 L C	.97	1.68	.84	.438	3.92
1/2	U106 L D	1.26	2.18	1.09	.592	6.97

NPT brass pipe fittings

U107 L run tee — NPT



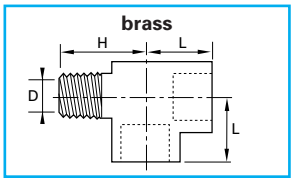

NPT		H in	L in	flow dia. D	oz
1/8	U107 L A	.66	.55	.220	1.25
1/4	U107 L B	.91	.76	.312	2.59
3/8	U107 L C	.99	.82	.440	3.50
1/2	U107 L D	1.27	1.07	.564	6.78

U102 L cross — female NPT



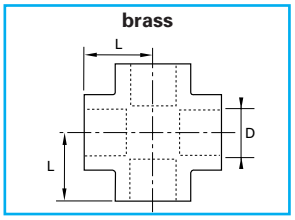

NPT		L in	flow dia.D	oz
1/8	U102 L A	.53	.328	1.57
1/4	U102 L B	.75	.421	3.25
3/8	U102 L C	.82	.562	4.18
1/2	U102 L D	1.07	.688	4.19

U122 L hex nipple — NPT



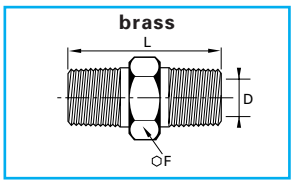

NPT		F in	L in	flow dia.D	oz
1/8	U122 L A	7/16	.97	.220	.41
1/4	U122 L B	9/16	1.38	.314	1.03
3/8	U122 L C	11/16	1.41	.440	1.29
1/2	U122 L D	7/8	1.81	.564	2.35

U122 L hex nipple reducer — NPT



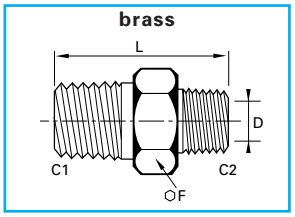

C1 NPT	C2 NPT		F in	L in	flow dia.D	oz
1/4	1/8	U122 L BA	9/16	1.19	.220	.82
3/8	1/8	U122 L CA	11/16	1.22	.220	1.08
3/8	1/4	U122 L CB	11/16	1.41	.314	1.21
1/2	1/4	U122 L DB	7/8	1.62	.314	1.60
1/2	3/8	U122 L DC	7/8	1.62	.440	2.08
3/4	1/2	U122 L ED	1-1/16	1.80	.564	2.08

U103 L female sleeve — NPT



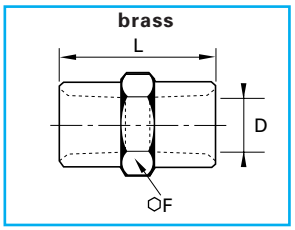

NPT		F in	L in	flow dia.D	oz
1/8	U103 L A	9/16	.75	.328	.58
1/4	U103 L B	3/4	1.12	.422	1.52
3/8	U103 L C	7/8	1.12	.562	1.04
1/2	U103 L D	1-1/16	1.50	.688	3.31

U119 L unequal female sleeve — NPT



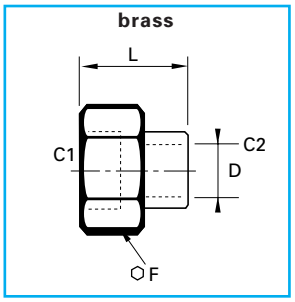

C1 NPT	C2 NPT		F in	L in	flow dia.D	oz
1/4	1/8	U119 L BA	3/4	.97	.328	1.32
3/8	1/4	U119 L CB	7/8	1.16	.422	1.99
1/2	1/4	U119 L DB	1-1/16	1.28	.422	3.20
1/2	3/8	U119 L DC	1-1/16	1.38	.562	3.38
3/4	1/2	U119 L ED	1-3/8	1.50	.688	5.40

U121 L hex head plug — NPT



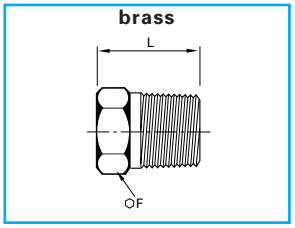

NPT		F in	L in	oz
1/8	U121 L A	7/16	.560	.29
1/4	U121 L B	9/16	.750	.66
3/8	U121 L C	11/16	.780	1.05
1/2	U121 L D	7/8	.970	1.54
3/4	U121 L E	1-1/16	1.063	1.54

NPT brass pipe fittings

U104 L 3 piece union — NPT



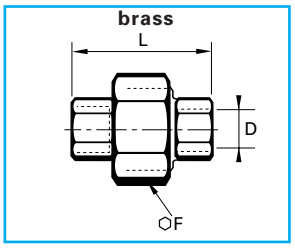

NPT		F in	L in	D in	oz
1/4	U104 L B	1-3/16	1.53	.422	3.94
3/8	U104 L C	1-1/4	1.78	.562	4.51

U110 L adapter reducer — NPT



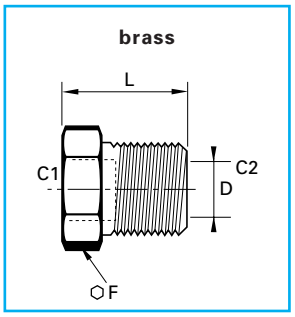

C1 NPT	C2 NPT		F in	L in	flow dia.D	oz
1/8	1/4	U110 L BA	9/16	.75	.328	.45
1/8	3/8	U110 L CA	11/16	.75	.328	.90
1/4	3/8	U110 L CB	3/4	.75	.422	.69
1/8	1/2	U110 L DA	7/8	1.00	.328	2.14
1/4	1/2	U110 L DB	7/8	1.00	.422	1.81
3/8	1/2	U110 L DC	7/8	1.00	.562	1.25
1/8	3/4	U110 L EA	1-1/8	1.00	.328	3.78
1/4	3/4	U110 L EB	1-1/8	1.00	.422	3.33
3/8	3/4	U110 L EC	1-1/8	1.00	.562	2.88
1/2	3/4	U110 L ED	1-1/8	1.00	.688	2.10

U120 L expander — female NPT to male NPT



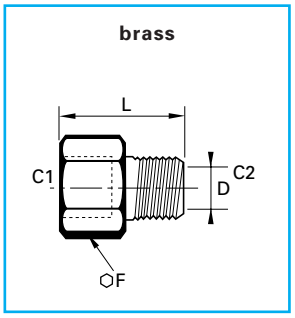

C1 NPT	C2 NPT		F in	L in	flow dia.D	oz
1/8	1/8	U120 L AA	9/16	.88	.218	.42
1/4	1/8	U120 L BA	3/4	1.06	.218	1.16
1/4	1/4	U120 L BB	3/4	1.25	.314	1.43
3/8	1/8	U120 L CA	7/8	1.10	.218	.96
3/8	1/4	U120 L CB	7/8	1.25	.314	1.37
3/8	3/8	U120 L CC	7/8	1.25	.440	1.01
1/2	1/4	U120 L DB	1	1.47	.312	2.48
1/2	3/8	U120 L DC	1-1/16	1.47	.440	3.04
1/2	1/2	U120 L DD	1-1/16	1.66	.562	3.40
3/4	1/2	U120 L ED	1-3/8	1.69	.562	3.40

U112 L close nipple — NPT



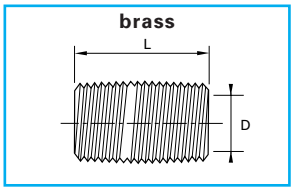

NPT		L in	flow dia.D	oz
1/8	U112 L A	.75	.281	.19
1/4	U112 L B	.88	.375	.35
3/8	U112 L C	1.00	.500	.57
1/2	U112 L D	1.13	.625	.95
3/4	U112 L E	1.31	.750	1.91

U113 L long nipple — NPT



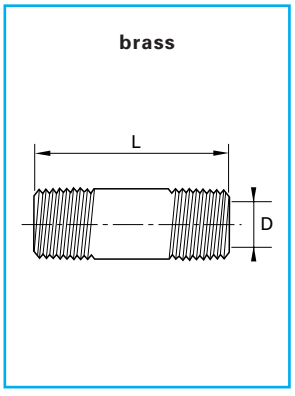

NPT		L in	flow dia.D	oz
1/8	U113 L A 1 1/2	1-1/2	.250	.52
1/4	U113 L B 1 1/2	1-1/2	.375	.71
3/8	U113 L C 1 1/2	1-1/2	.500	1.01
1/8	U113 L A 2	2	.250	.94
1/4	U113 L B 2	2	.375	.96
3/8	U113 L C 2	2	.500	.96
1/8	U113 L A 2 1/2	2-1/2	.250	.95
3/8	U113 L C 2 1/2	2-1/2	.500	1.77
1/2	U113 L D 2 1/2	2-1/2	.625	2.12
1/8	U113 L A 3 1/2	3-1/2	.250	1.36
1/4	U113 L B 3 1/2	3-1/2	.375	1.36
3/8	U113 L C 3 1/2	3-1/2	.500	1.45
1/2	U113 L D 3 1/2	3-1/2	.625	1.45

0143 female elbow — BSPP



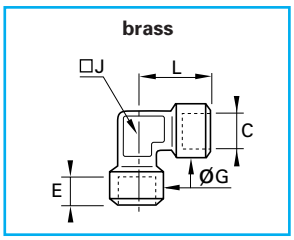

C BSPP		E mm	G mm	J mm	L mm	kg
G1/8	0143 10 10	7.5	16.5	12	22.5	.042
G1/4	0143 13 13	11	18.5	15	26.5	.055
G3/8	0143 17 17	11.5	23.5	19	31.5	.098
G1/2	0143 21 21	15	28	23	35.5	.158
G3/4	0143 27 27	16.5	34	27	43.5	.256

0144 street elbow — female BSPP to male BSPT



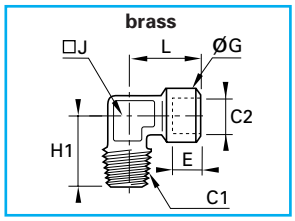

C1 BSPT	C2 BSPP		E mm	E mm	H1 mm	J mm	L mm	kg
R1/8	G1/8	0144 10 10	7.5	16.5	23	12	22.5	.033
R1/4	G1/4	0144 13 13	11	18.5	26	15	26.5	.050
R3/8	G3/8	0144 17 17	11.5	23.5	30	19	31.5	.085
R1/2	G1/2	0144 21 21	15	28	35	23	34.5	.138
R3/4	G3/4	0144 27 27	16.5	34	40	27	43.5	.229

0152 equal elbow — male BSPT



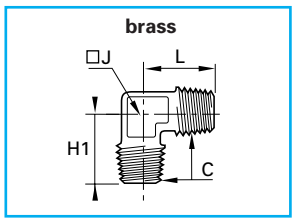

C BSPT		H1 mm	J mm	L mm	kg
R1/8	0152 10 10	19.5	10	19.5	.018
R1/4	0152 13 13	25	15	25	.045
R3/8	0152 17 17	26.5	15	26.5	.056
R1/2	0152 21 21	31.5	19	31.5	.087
R3/4	0152 27 27	35.5	23	35.5	.153

0145 female tee — BSPP



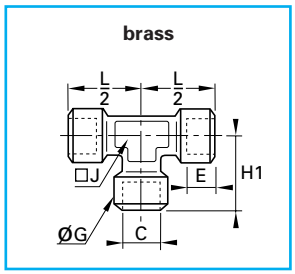

C BSPP		E mm	G mm	H1 mm	J mm	L/2 mm	kg
G1/8	0145 10 10	7.5	16.5	22.5	12	22.5	.051
G1/4	0145 13 13	11	18.5	26.5	15	26.5	.074
G3/8	0145 17 17	11.5	23.5	31	19	31	.147
G1/2	0145 21 21	15	28	38	23	38	.231
G3/4	0145 27 27	16.5	34	47.5	27	47.5	.381

0158 branch tee — female BSPP to male BSPT



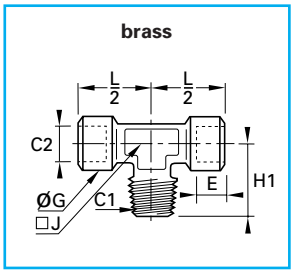

C1 BSPT	C2 BSPP		E mm	G mm	H1 mm	J mm	L/2 mm	kg
R1/8	G1/8	0158 10 10	7.5	16.5	21.5	12	21.5	.045
R1/4	G1/4	0158 13 13	11	18.5	26	15	26	.071
R3/8	G3/8	0158 17 17	11.5	23.5	30	19	30	.118
R1/2	G1/2	0158 21 21	15	28	36	23	36	.203
R3/4	G3/4	0158 27 27	16.5	34	44	27	44	.320

0117 bulkhead — BSPP and M5



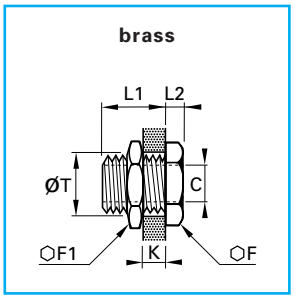

C BSPP/M5		F mm	F1 mm	K max mm	L1 mm	L2 mm	T max mm	kg
M5x0.8	0117 00 19	14	14	7	10.5	3.5	10.5	.013
G1/8	0117 00 10	19	22	9	14	4	16.5	.033
G1/4	0117 00 13	24	27	15	21	4	20.5	.057
G3/8	0117 00 17	30	32	14	21	5	26.5	.096
G1/2	0117 00 21	32	36	20	27	6	28.5	.117
G3/4	0117 00 27	41	41	22.5	30	6	34.5	.162
G1"	0117 00 34	46	50	24.5	34	8	42.5	.270
G1"1/4	0117 00 42	55	55	29.5	39	8	49.5	.300
G1"1/2	0117 00 49	60	60	29.5	39	8	54.5	.306

0121 male straight adapter — NPT to BSPT



brass

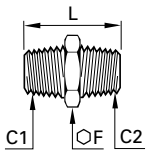

C1 NPT	C2 BSPT		F mm	L mm	kg
1/8	R1/4	0121 11 10	11	19	.009
1/4	R1/4	0121 14 13	14	27	.021
3/8	R3/8	0121 18 17	17	28	.025
1/2	R1/2	0121 22 21	22	36	.053
3/4	R3/4	0121 28 27	27	40	.090

0121 male straight adapter — BSPT



brass

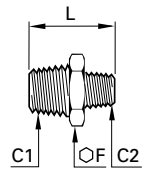

C1 BSPT	C2 BSPT		F mm	L mm	kg
R1/8	R1/8	0121 10 10	11	19	.009
R1/4	R1/4	0121 13 13	14	27	.021
R1/4	R1/8	0121 13 10	14	23.5	.021
R3/8	R3/8	0121 17 17	17	28	.025
R3/8	R1/4	0121 17 13	17	27.5	.024
R3/8	R1/8	0121 17 10	17	24	.022
R1/2	R1/2	0121 21 21	22	36	.053
R1/2	R3/8	0121 21 17	22	32.5	.045
R1/2	R1/4	0121 21 13	22	32	.045
R1/2	R1/8	0121 21 10	22	28.5	.041
R3/4	R3/4	0121 27 27	27	40	.092
R3/4	R1/2	0121 27 21	27	39	.084
R3/4	R3/8	0121 27 17	27	35.5	.076
R3/4	R1/4	0121 27 13	27	35	.079
R1"	R1"	0121 34 34	36	46	.156
R1"	R3/4	0121 34 27	36	43	.143
R1"	R1/2	0121 34 21	36	42	.133
R1"	R3/8	0121 34 17	36	38.5	.126
R1"1/4	R1"1/4	0121 42 42	46	53	.233
R1"1/4	R1"	0121 42 34	46	50.5	.237
R1"1/4	R3/4	0121 42 27	46	47.5	.229
R1"1/4	R1/2	0121 42 21	46	46.5	.219

0929 3 piece adapter — double male BSPT



brass

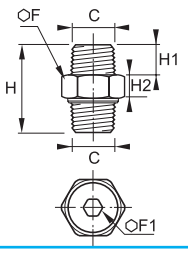

C BSPT		F mm	F1 mm	H mm	H1 mm	H2 mm	kg
R1/8	0929 00 10	15	5	27	9	8.5	0.181
R1/4	0929 00 13	19	6	33.5	11.5	9.5	0.100
R3/8	0929 00 17	22	8	36.5	13	10	0.010
R1/2	0929 00 21	27	12	45	15.5	12	0.088

0155 female sleeve — BSPP



brass

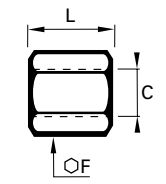

C BSPP		F mm	L mm	kg
G1/8	0155 10 10	14	17	.015
G1/4	0155 13 13	17	24	.025
G3/8	0155 17 17	22	25	.045
G1/2	0155 21 21	27	32	.084
G3/4	0155 27 27	32	35	.109

0164 adapter — female BSPP to male NPT



brass

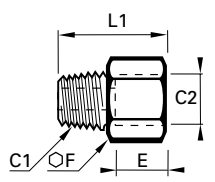

C1 NPT	C2 BSPP		E mm	F mm	L mm	kg
1/8	G1/8	0164 11 10	7.5	14	20	.015
1/4	G1/4	0164 14 13	11	17	27.5	.028
3/8	G3/8	0164 18 17	11.5	22	28.5	.044
1/2	G1/2	0164 22 21	15	27	36.5	.081
3/4	G3/4	0164 28 27	16.5	32	38.5	.112

0167 adapter — female NPT to male BSPT



brass

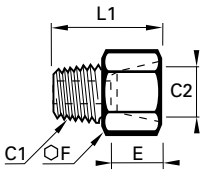

C1 BSPT	C2 NPT		E mm	F mm	L mm	kg
R1/8	1/8	0167 10 11	8	14	21	.016
R1/4	1/4	0167 13 14	11.5	17	28.5	.029
R3/8	3/8	0167 17 18	12	22	29.5	.047
R1/2	1/2	0167 21 22	15.5	27	37.5	.087
R3/4	3/4	0167 27 28	17	32	39.5	.121

0168 adapter reducer — female BSPP to male BSPP



brass with nylon washer

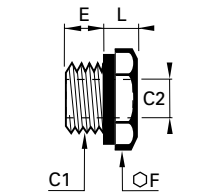

C1 BSPP	C2 BSPP/M5		E mm	F mm	L mm	kg
G1/8	M5x0.8	0168 10 19	7	14	6	.008
G1/4	M5x0.8	0168 13 19	7	17	7	.010
G1/4	G1/8	0168 13 10	7	17	7	.010
G3/8	G1/8	0168 17 10	9	19	6	.020
G3/8	G1/4	0168 17 13	9	19	6	.013
G1/2	G1/8	0168 21 10	11	24	10	.046
G1/2	G1/4	0168 21 13	11	24	10	.038
G1/2	G3/8	0168 21 17	11	24	10	.026
G3/4	G1/4	0168 27 13	11	32	12	.090
G3/4	G3/8	0168 27 17	11	32	12	.078
G3/4	G1/2	0168 27 21	11	32	12	.058

0163 adapter reducer — female BSPP to male BSPT



brass

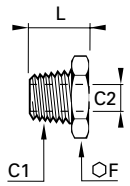

C1 BSPT	C2 BSPP		F mm	L mm	kg
R1/4	G1/8	0163 13 10	14	16	.009
R3/8	G1/8	0163 17 10	17	16.5	.020
R3/8	G1/4	0163 17 13	17	16.5	.012
R1/2	G1/8	0163 21 10	22	21	.047
R1/2	G1/4	0163 21 13	22	21	.038
R1/2	G3/8	0163 21 17	22	21	.025
R3/4	G1/4	0163 27 13	27	24	.086
R3/4	G3/8	0163 27 17	27	24	.069
R3/4	G1/2	0163 27 21	27	24	.048

0169 expander — female BSPP to male BSPP



brass with nylon washer

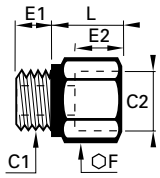

C1 BSPP	C2 BSPP		E1 mm	E2 mm	F mm	L mm	kg
G1/8	G1/4	0169 10 13	5	11	17	16	.020
G1/8	G3/8	0169 10 17	5	14	22	19.5	.038
G1/4	G3/8	0169 13 17	7	14	22	19.5	.042
G1/4	G1/2	0169 13 21	7	14.5	27	20.5	.061
G3/8	G1/2	0169 17 21	8	14.5	27	20.5	.062
G3/8	G3/4	0169 17 27	8	15.5	32	22	.082
G1/2	G3/4	0169 21 27	9.5	15.5	32	22.5	.088

0123 barbed adapter for rubber hose — BSPT



brass

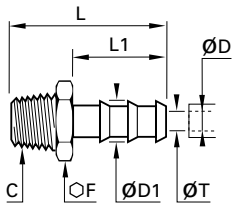

ØD mm	C BSPT		ØD1 mm	F mm	L mm	L1 mm	T min mm	kg
4	R1/8	0123 04 10	6	10	34	22.5	3.3	.008
6	R1/8	0123 06 10	8	10	34	22.5	5	.009
7	R1/8	0123 07 10	9	10	34	22.5	5	.009
7	R1/4	0123 07 13	9	14	38.5	22.5	6	.018
7	R3/8	0123 07 17	9	17	39	22.5	6	.023
10	R1/8	0123 10 10	12.2	13	34	22.5	5	.014
10	R1/4	0123 10 13	12.2	14	38.5	22.5	7	.021
10	R3/8	0123 10 17	12.2	17	39	22.5	9.5	.023
12	R3/8	0123 12 17	14	17	46	29.5	11	.026
13	R1/4	0123 13 13	15	17	45.5	29.5	7	.027
13	R3/8	0123 13 17	15	17	46	29.5	11	.027
13	R1/2	0123 13 21	15	22	50.5	29.5	12	.047
16	R3/8	0123 16 17	18.5	19	54.5	38	11	.040
16	R1/2	0123 16 21	18.5	22	59	38	14	.056
16	R3/4	0123 16 27	18.5	27	62	38	15	.082
19	R3/8	0123 19 17	21.5	22	54.5	38	11	.046
19	R1/2	0123 19 21	21.5	22	59	38	14	.058
19	R3/4	0123 19 27	21.5	27	62	38	18	.083
25	R3/4	0123 25 27	26.7	27	62	38	18	.083
25	R1"	0123 25 34	27	36	65	38	24	.124
32	R1"	0123 32 34	34.5	36	70	43	24	.144

0136 barbed adapter for nylon tube — BSPT



brass

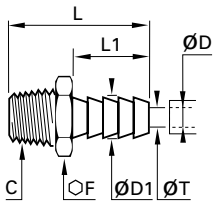

ØD mm	C BSPT		ØD1 mm	F mm	L mm	L1 mm	T min mm	kg
4	R1/8	0136 06 10	4.3	10	26.5	15	2	.007
4	R1/4	0136 06 13	4.3	14	31	15	2	.015
4	R3/8	0136 06 17	4.3	17	31.5	15	2	.020
6	R1/8	0136 08 10	6.4	10	26.5	15	4	.007
6	R1/4	0136 08 13	6.4	14	31	15	4	.015
6	R3/8	0136 08 17	6.4	17	31.5	15	4	.020
8	R1/4	0136 10 13	8.4	14	31	15	6	.016
8	R3/8	0136 10 17	8.4	17	31.5	15	6	.020
8	R1/2	0136 10 21	8.4	22	36	15	6	.039
10	R1/4	0136 12 13	10.7	14	36	20	7	.019
10	R3/8	0136 12 17	10.7	17	36.5	20	8	.023
10	R1/2	0136 12 21	10.7	22	41	20	8	.040
12	R1/4	0136 14 13	12.7	14	36	20	7	.019
12	R3/8	0136 14 17	12.7	17	36.5	20	10	.023
12	R1/2	0136 14 21	12.7	22	41	20	10	.042
12	R3/4	0136 14 27	12.7	27	44	20	10	.072
13	R3/8	0136 16 17	13.7	17	36.5	20	11	.023
13	R1/2	0136 16 21	13.7	22	41	20	11	.041
13	R3/4	0136 16 27	13.7	27	44	20	11	.071

The 2 central digits in the product code part number represent the tube O.D. Ex: **0136 16 27**
This range of adapters is limited to the maximum size (16 x 13) of **Legris** nylon tube.

0931 barbed adapter for rubber hose — BSPP



nickel-plated brass

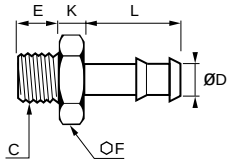

ØD mm	C BSPP		ØD1 mm	E mm	F mm	K mm	L mm	kg
6	G1/8	0931 06 10	7	6	12	4	20	0.008
6	G1/4	0931 06 13	7	8	14	5	20	0.013
7	G1/8	0931 07 10	8	6	12	4	20	0.009
7	G1/4	0931 07 13	8	8	14	5	20	0.017
7	G3/8	0931 07 17	8	9	19	5	20	0.022
8	G1/8	0931 08 10	9	6	12	4	20	0.009
8	G1/4	0931 08 13	9	8	14	5	20	0.014
8	G3/8	0931 08 17	9	9	19	5	20	0.022
10	G1/4	0931 10 13	12	8	14	5	20	0.016
10	G3/8	0931 10 17	12	9	19	5	20	0.023
10	G1/2	0931 10 21	12	10	22	6	22	0.032
15	G3/8	0931 15 17	17	9	19	6	24	0.030
15	G1/2	0931 15 21	17	10	22	6	24	0.036
18	G1/2	0931 18 21	20	10	22	6	24	0.043

0912 female elbow — BSPP and M5



nickel-plated brass

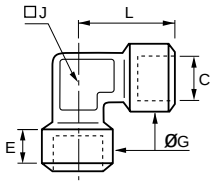

C BSPP/M5		E mm	G mm	J mm	L mm	kg
M5	0912 00 19	4	8	9	11	.037
G1/8	0912 00 10	8	13	10	21	.042
G1/4	0912 00 13	11	17	13	25.5	.055
G3/8	0912 00 17	11.5	21	17	28	.098
G1/2	0912 00 21	14	26	21	33.5	.158
G3/4	0912 00 27	15	31	27	36.5	.256

0913/0921 street elbow — female BSPP to male BSPT and M5



nickel-plated brass

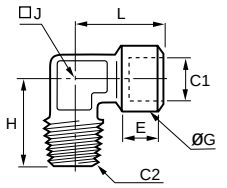

C M5		E mm	G mm	H mm	J mm	L mm	kg
M5	0921 00 19	4	8	11	9	11	.037

C1 BSPP	C2 BSPT		E mm	G mm	H mm	J mm	L mm	kg
G1/8	R1/8	0913 00 10	8	13	18.5	10	21	.033
G1/4	R1/4	0913 00 13	11	17	23.5	13	25.5	.050
G3/8	R3/8	0913 00 17	11.5	21	26	17	28	.085
G1/2	R1/2	0913 00 21	14	26	31	21	33.5	.138
G3/4	R3/4	0913 00 27	15	31	35	27	36.5	.229

0914/0922 equal elbow — male BSPT or M5



nickel-plated brass

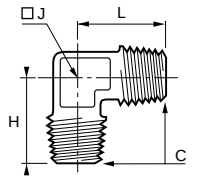

C M5		H1 mm	J mm	L mm	kg
M5	0922 00 19	11	9	11	.037

C BSPT		H1 mm	J mm	L mm	kg
R1/8	0914 00 10	18.5	10	18.5	.018
R1/4	0914 00 13	23.5	13	23.5	.045
R3/8	0914 00 17	26	17	26	.056
R1/2	0914 00 21	31	21	31	.087
R3/4	0914 00 27	35	27	35	.153

0910 "Y" connector — female BSPP



nickel-plated brass

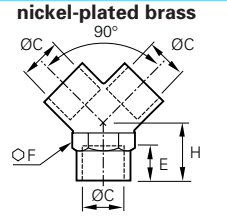

C BSPP		E mm	F mm	H mm	kg
1/8	0910 00 10	8	13	12	.055
1/4	0910 00 13	11	17	14	.081
3/8	0910 00 17	11.5	20	16	.128
1/2	0910 00 21	14	25	19	.213

0911 "Y" connector — female BSPP to male BSPT



nickel-plated brass

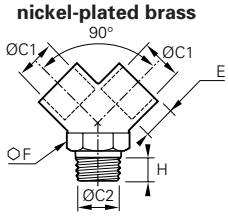

C1 BSPP	C2 BSPT		E mm	F mm	H mm	kg
G1/8	R1/8	0911 00 10	8	13	12	.055
G1/4	R1/4	0911 00 13	11	17	14	.081
G3/8	R3/8	0911 00 17	11.5	20	16	.128
G1/2	R1/2	0911 00 21	14	25	19	.213

0915 female tee — BSPP or M5



nickel-plated brass

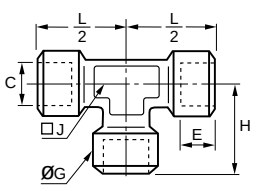

C BSPP/M5		E mm	G mm	H mm	J mm	L/2 mm	kg
M5	0915 00 19	4	8	11	9	11	.047
G1/8	0915 00 10	8	13	21	10	21	.051
G1/4	0915 00 13	11	17	25.5	13	25.5	.074
G3/8	0915 00 17	11.5	21	28	17	28	.147
G1/2	0915 00 21	14	26	33.5	21	33.5	.231
G3/4	0915 00 27	15	31	36.5	27	36.5	.381

0916/0923 branch tee — female BSPP to male BSPT



nickel-plated brass

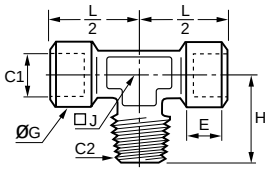

C1 BSPP	C2 BSPT		E mm	G mm	H mm	J mm	L/2 mm	kg
G1/8	R1/8	0916 00 10	8	13	18.5	10	21	.045
G1/4	R1/4	0916 00 13	11	17	23.5	13	25.5	.071
G3/8	R3/8	0916 00 17	11.5	21	26	17	28	.118
G1/2	R1/2	0916 00 21	14	26	31	21	33.5	.203
G3/4	R3/4	0916 00 27	15	31	36.5	27	36.5	.320

C metric		E mm	G mm	H mm	J mm	L/2 mm	kg
M5	0923 00 19	4	8	11	9	11	.040

0917/0924 run tee — female BSPP to male BSPT or M5



nickel-plated brass

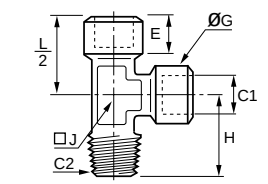

C1 BSPP	C2 BSPT		E mm	G mm	H mm	J mm	L/2 mm	kg
G1/8	R1/8	0917 00 10	8	13	18.5	10	21	.045
G1/4	R1/4	0917 00 13	11	17	23.5	13	25.5	.071
G3/8	R3/8	0917 00 17	11.5	21	26	17	28	.118
G1/2	R1/2	0917 00 21	14	26	31	21	33.5	.203
G3/4	R3/4	0917 00 27	15	31	36.5	27	36.5	.320

C metric		E mm	G mm	H mm	J mm	L/2 mm	kg
M5	0924 00 19	4	8	11	9	11	.040

0927 equal male tee — BSPT



nickel-plated brass

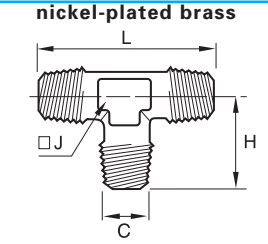

C BSPT		H mm	J mm	L mm	kg
R1/8	0927 00 10	18.5	10	37	0.017
R1/4	0927 00 13	23.5	13	47	0.038
R3/8	0927 00 17	26	17	52	0.057
R1/2	0927 00 21	31	21	62	0.093

0928 male stud branch tee — BSPT, female BSPP



nickel-plated brass

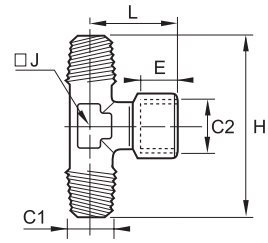

C1 BSPT	C2 BSPP		E mm	H mm	J mm	L mm	kg
R1/8	G1/8	0928 00 10	8	37	10	21	0.021
R1/4	G1/4	0928 00 13	11	47	13	25.5	0.044
R3/8	G3/8	0928 00 17	11.5	52	17	28	0.066
R1/2	G1/2	0928 00 21	14	62	21	33.5	0.109

0908 cross — female BSPP



nickel-plated brass

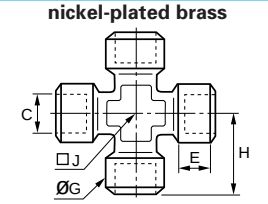

C BSPP		E mm	G mm	H mm	J mm	kg
G1/8	0908 00 10	8	13	21	10	.055
G1/4	0908 00 13	11	17	25.5	13	.081
G3/8	0908 00 17	11.5	21	28	17	.128
G1/2	0908 00 21	14	26	33.5	21	.213

0909 cross — female BSPP to male BSPT



nickel-plated brass

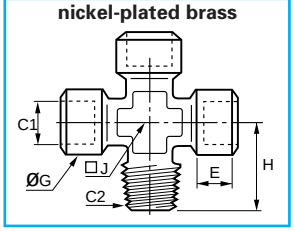

C1 BSPP	C2 BSPT		E mm	G mm	H mm	J mm	kg
G1/8	R1/8	0909 00 10	8	13	18.5	10	.055
G1/4	R1/4	0909 00 13	11	17	23.5	13	.081
G3/8	R3/8	0909 00 17	11.5	21	26	17	.128
G1/2	R1/2	0909 00 21	14	26	31	21	.213

0903 adapter reducer — BSPP



nickel-plated brass

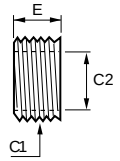

C1 BSPP	C2 BSPP		E mm	kg
G1/4	G1/8	0903 10 13	8	.009
G3/8	G1/4	0903 13 17	9	.020
G1/2	G3/8	0903 17 21	10	.025
G3/4	G1/2	0903 21 27	14	.048
G1"	G3/4	0903 27 34	20	.060

0904 adapter reducer — female BSPP to male BSPT



nickel-plated brass

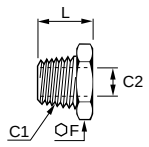

C1 BSPT	C2 BSPP		F mm	L mm	kg
R1/4	G1/8	0904 10 13	14	16	.009
R3/8	G1/8	0904 10 17	17	16.5	.020
R3/8	G1/4	0904 13 17	17	16.5	.012
R1/2	G1/4	0904 13 21	22	19.5	.038
R1/2	G3/8	0904 17 21	22	19.5	.025
R3/4	G3/8	0904 17 27	27	23.5	.069
R3/4	G1/2	0904 21 27	27	23.5	.048

0905 adapter reducer — male BSPP to female BSPP or M5



nickel-plated brass

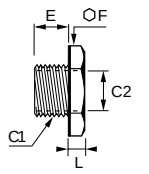

C1 BSPP	C2 BSPP/M5		E mm	F mm	L mm	kg
G1/8	M5	0905 19 10	6	14	4.5	.009
G1/4	G1/8	0905 10 13	8	17	5	.009
G3/8	G1/8	0905 10 17	9	19	5	.020
G3/8	G1/4	0905 13 17	9	19	5	.012
G1/2	G1/4	0905 13 21	10	24	5.5	.038
G1/2	G3/8	0905 17 21	10	24	5.5	.025
G3/4	G3/8	0905 17 27	12	30	5.5	.069
G3/4	G1/2	0905 21 27	12	30	5.5	.048

0906 expander — female BSPP to male BSPP



nickel-plated brass

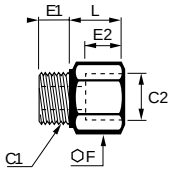

C1 BSPP/M5	C2 BSPP		E1 mm	E2 mm	F mm	L mm	kg
M5	G1/8	0906 10 19	4	8	14	10	.009
G1/8	G1/8	0906 00 10	6	8.5	14	10	.009
G1/8	G1/4	0906 10 13	6	11.5	17	14	.020
G1/8	G3/8	0906 10 17	6	11.5	22	14.5	.038
G1/4	G1/4	0906 00 13	8	11.5	17	14	.040
G1/4	G3/8	0906 13 17	8	11.5	22	14.5	.042
G1/4	G1/2	0906 13 21	8	15	27	18	.061
G3/8	G3/8	0906 00 17	9	11.5	22	14.5	.061
G3/8	G1/2	0906 17 21	9	15	27	18	.062
G1/2	G1/2	0906 00 21	10	15	27	18	.070

0907 extended adapter — BSPP



nickel-plated brass

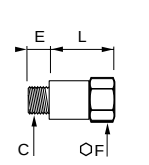

C BSPP		E mm	F mm	L mm	kg
G1/8	0907 00 10	6	14	16	.009
G1/8	0907 00 10 01	6	14	36	.009
G1/4	0907 00 13	8	17	23	.020
G1/4	0907 00 13 01	8	17	43	.020

0920 bulkhead — BSPP and M5



nickel-plated brass

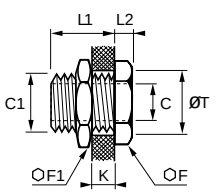

C1 BSPP/M5	C2 metric		F mm	F1 mm	K max mm	L1 mm	L2 mm	T min mm	kg
M5	M10x1	0920 00 19	14	14	7	10.5	3.5	10.5	.013
G1/8	M16x1.5	0920 00 10	19	22	9	14	4	16.5	.033
G1/4	M20x1.5	0920 00 13	24	27	15	21	4	20.5	.057
G3/8	M26x1.5	0920 00 17	30	32	14	21	5	26.5	.096
G1/2	M28x1.5	0920 00 21	32	36	20	27	6	28.5	.117

0191 barbed adapter for rubber hose — BSPP



nickel-plated brass

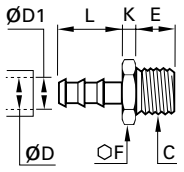

ØD mm	C BSPP		ØD1 mm	E mm	F mm	K mm	L mm	kg
4	G1/4	0191 04 13	6	9.5	17	5	22.5	.019
7	G1/4	0191 07 13	9	9.5	17	5	22.5	.021
7	G1/2	0191 07 21	9	11	27	7	29.5	.065
10	G1/4	0191 10 13	12.2	9.5	17	5	22.5	.021
10	G1/2	0191 10 21	12.2	11	27	7	29.5	.060
13	G1/4	0191 13 13	15.2	9.5	17	5	22.5	.023
13	G1/2	0191 13 21	15.2	11	27	7	29.5	.058
16	G1/2	0191 16 21	18.5	11	27	7	36.5	.069

0900 male straight adapter — BSPT



nickel-plated brass

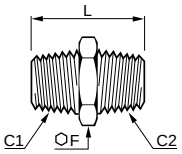

C1 BSPT	C2 BSPT		F mm	L mm	kg
R1/8	R1/8	0900 00 10	12	19.5	.009
R1/8	R1/4	0900 10 13	14	23.5	.021
R1/4	R1/4	0900 00 13	14	27	.021
R1/8	R3/8	0900 10 17	17	24	.022
R1/4	R3/8	0900 13 17	17	27.5	.024
R3/8	R3/8	0900 00 17	17	28	.025
R1/4	R1/2	0900 13 21	22	30.5	.045
R3/8	R1/2	0900 17 21	22	31	.045
R1/2	R1/2	0900 00 21	22	33.5	.055
R1/2	R3/4	0900 21 27	27	37.5	.084
R3/4	R3/4	0900 00 27	27	40	.092
R3/4	R1"	0900 27 34	34	43	.143
R1"	R1"	0900 00 34	34	45.5	.156

0901 male straight adapter — M5 or BSPP



nickel-plated brass

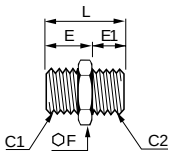

C1 BSPP/M5	C2 BSPP/M5		E mm	E1 mm	F mm	L mm	kg
M5	M5	0901 00 19	4	4	8	11.5	.002
M5	G1/8	0901 19 10	4	6	14	14.5	.008
G1/8	G1/8	0901 00 10	6	6	14	16.5	.008
G1/8	G1/4	0901 10 13	6	8	17	19	.014
G1/4	G1/4	0901 00 13	8	8	17	21	.016
G1/4	G3/8	0901 13 17	8	9	19	22	.021
G3/8	G3/8	0901 00 17	9	9	19	23	.024

0192 male straight adapter — BSPT to BSPP



nickel-plated brass

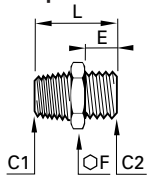

C1 BSPT	C2 BSPP		E mm	F mm	L mm	kg
R1/8	G1/4	0192 10 13	9.5	17	23.5	.019
R1/4	G1/4	0192 13 13	9.5	17	27.5	.024
R1/4	G1/2	0192 13 21	27	27	31.5	.067
R3/8	G1/4	0192 17 13	9.5	17	45	.025
R3/8	G1/2	0192 17 21	27	27	31.5	.061
R1/2	G1/2	0192 21 21	27	27	34	.060

0902 female sleeve — BSPP and M5



nickel-plated brass

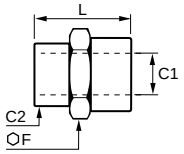

C1 BSPP/M5	C2 BSPP/M5		F mm	L mm	kg
M5	M5	0902 00 19	8	11	.009
M5	G1/8	0902 19 10	14	13	.009
G1/8	G1/8	0902 00 10	14	15	.015
G1/8	G1/4	0902 10 13	17	19.5	.020
G1/4	G1/4	0902 00 13	17	22	.025
G1/8	G3/8	0902 10 17	22	20	.030
G1/4	G3/8	0902 13 17	22	23	.040
G3/8	G3/8	0902 00 17	22	24	.045
G1/4	G1/2	0902 13 21	27	27	.050
G3/8	G1/2	0902 17 21	27	27.5	.060
G1/2	G1/2	0902 00 21	27	30	.084
G1/2	G3/4	0902 21 27	30	30	.090
G3/4	G3/4	0902 00 27	30	32	.109

3315 manifold with LF3000® push-to-connect ports — fractional inch



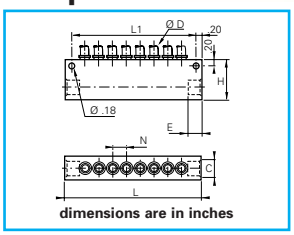

dimensions are in inches

ØD in	C NPT		Number of outlets	E in	H in	L in	L1 in	N in	oz
1/8	1/4	3315 53 14	8	.55	1.30	4.49	4.09	.45	5.75
5/32	1/4	3315 04 14	8	.55	1.30	4.49	4.09	.45	5.75
1/4	1/4	3315 56 14	8	.55	1.30	4.92	4.53	.50	5.82
3/8	3/8	3315 60 18	6	—	1.57	5.73	5.33	.67	5.82

3310 manifold with LF3000® push-to-connect ports — metric



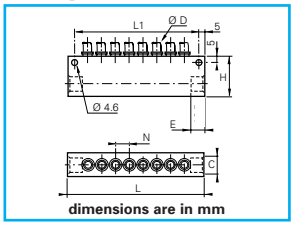

dimensions are in mm

ØD mm	C BSPP		Number of outlets	E mm	H mm	L mm	L1 mm	N mm	kg
4	G1/4	3310 04 13	8	10	33	114	104	11.5	.163
6	G1/4	3310 06 13	8	10	33	114	104	12.5	.163
8	G3/8	3310 08 17	6	12	33	114	104	15	.163
10	G1/2	3310 10 21	6	16	48	145.5	135.5	17.1	.207
12	G1/2	3310 12 21	6	16	45	158	148	20.5	.225

3312 cross manifold — female BSPP and M5



anodized aluminum

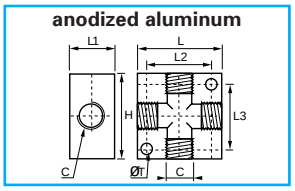

C BSPP/M5		H mm	L mm	L1 mm	L2 mm	L3 mm	T mm	kg
M5x0.8	3312 00 19	20	20	10	12	12	4.5	.008
G1/8	3312 00 10	30	30	16	23	22	4.5	.032
G1/4	3312 00 13	40	40	20	30	27	5.5	.067
G3/8	3312 00 17	50	50	25	38	39	6.5	.130
G1/2	3312 00 21	50	50	25	38	39	6.5	.105

3311 manifold — female BSPP and M5



anodized aluminum

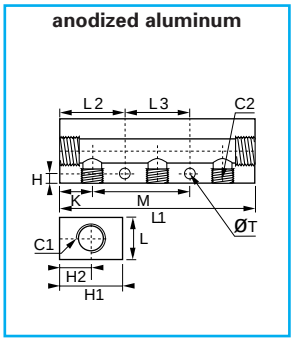

C1 BSPP	C2 BSPP/M5		Number of outlets	H mm	H1 mm	H2 mm	K mm	L mm	L1 mm	L2 mm	L3 mm	M mm	T mm	kg
G1/8	M5x0.8	3311 19 10 07	7	4	20	10	10.5	95	15	21.5	52.5	16	5	.072
G1/4	G1/8	3311 10 13 02	2	4.5	30	15	15.5	61	20	5.5	50	30	5	.086
G1/4	G1/8	3311 10 13 03	3	4.5	30	15	15.5	91	20	30.5	30	30	5	.128
G1/4	G1/8	3311 10 13 04	4	4.5	30	15	15.5	121	20	30.5	60	30	5	.175
G1/4	G1/8	3311 10 13 05	5	4.5	30	15	15.5	151	20	30.5	90	30	5	.227
G1/4	G1/8	3311 10 13 06	6	4.5	30	15	15.5	181	20	30.5	120	30	5	.268
G3/8	G1/4	3311 13 17 02	2	6	30	11	19	74	20	6.5	61	36	6.5	.417
G3/8	G1/4	3311 13 17 03	3	6	30	11	19	110	20	37	36	36	6.5	.134
G3/8	G1/4	3311 13 17 04	4	6	30	11	19	146	20	37	72	36	6.5	.191
G3/8	G1/4	3311 13 17 05	5	6	30	11	19	182	20	37	108	36	6.5	.235
G3/8	G1/4	3311 13 17 06	6	6	30	11	19	218	20	37	144	36	6.5	.280

3313 manifold — female BSPP



anodized aluminum

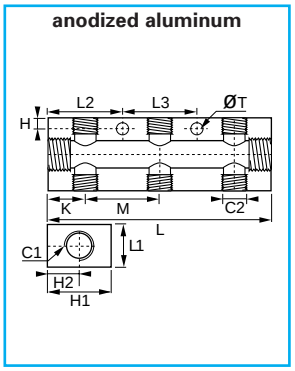

C1 BSPP	C2 BSPP		Number of outlets	H mm	H1 mm	H2 mm	K mm	L mm	L1 mm	L2 mm	L3 mm	M mm	T mm	kg
G1/4	G1/8	3313 10 13 02	2x2	4.5	30	15	15.5	61	20	5.5	50	30	5	.082
G1/4	G1/8	3313 10 13 03	2x3	4.5	30	15	15.5	91	20	30.5	30	30	5	.124
G1/4	G1/8	3313 10 13 04	2x4	4.5	30	15	15.5	121	20	30.5	60	30	5	.157
G1/4	G1/8	3313 10 13 05	2x5	4.5	30	15	15.5	151	20	30.5	90	30	5	.214
G3/8	G1/4	3313 13 17 02	2x2	6	40	20	19	74	20	6.5	61	36	6.5	.120
G3/8	G1/4	3313 13 17 03	2x3	6	40	20	19	110	20	37	36	36	6.5	.176
G3/8	G1/4	3313 13 17 04	2x4	6	40	20	19	146	20	37	72	36	6.5	.254
G3/8	G1/4	3313 13 17 05	2x5	6	40	20	19	182	20	37	108	36	6.5	.297
G1/2	G1/4	3313 13 21 03	2x3	6	40	20	22	116	28	40	36	36	6.5	.235
G1/2	G1/4	3313 13 21 04	2x4	6	40	20	22	152	28	40	72	36	6.5	.396
G1/2	G1/4	3313 13 21 05	2x5	6	40	20	22	188	28	40	108	36	6.5	.396

technical specification of manifolds 3311, 3312 and 3313

- **working pressure:** maximum 290 psi
- **working temperature:** 14° to 175°F

1844 equal male stud elbow — BSPT, female BSPP



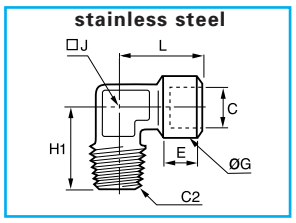

C1 BSPT	C2 BSPP		E mm	G mm	H1 mm	J mm	L mm	kg
R1/8	G1/8	1844 10 10	7.5	15	20.5	10	22.5	0.025
R1/4	G1/4	1844 13 13	12	18.5	27.5	12	26.5	0.046
R3/8	G3/8	1844 17 17	12	23.5	28	14	30	0.070
R1/2	G1/2	1844 21 21	15	28	38	18	38	0.125
R3/4	G3/4	1844 27 27	16.5	33	41	22	44.5	0.175
R1"	G1"	1844 34 34	19	40	48	32	50	0.335

1843 equal elbow — female BSPP



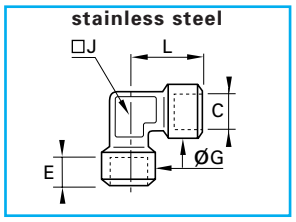

C BSPP		E mm	G mm	J mm	L mm	kg
G1/8	1843 10 10	7.5	17.5	12	22.5	0.044
G1/4	1843 13 13	11	18.5	15	26.5	0.051
G3/8	1843 17 17	11.5	23.5	18	29	0.077
G1/2	1843 21 21	15	28	23	38	0.160
G3/4	1843 27 27	16.5	33	22	43.5	0.232
G1"	1843 34 34	19	40	32	52	0.477

1845 equal tee — triple female BSPP



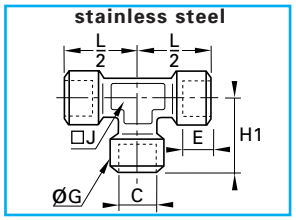

C BSPP		E mm	G mm	H1 mm	J mm	L/2 mm	kg
G1/8	1845 10 10	7.5	17.5	22.5	12	22.5	0.061
G1/4	1845 13 13	11	18.5	26.5	15	26.5	0.074
G3/8	1845 17 17	11.5	23.5	29	18	29	0.147
G1/2	1845 21 21	15	28	38	23	38	0.224
G3/4	1845 27 27	16.5	33	43.5	22	43.5	0.325
G1"	1845 34 34	19	40	50	32	50	0.489

1871 bulkhead adapter — NPT



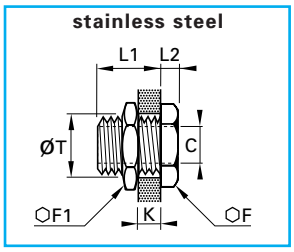

C NPT		F mm	F1 mm	K max mm	L1 mm	L2 mm	T min mm	kg
1/8	1871 00 11	19	22	9	14	5	16.5	0.377
1/4	1871 00 14	24	27	17	23	5	20.5	0.708
3/8	1871 00 18	30	32	18	23	5	26.5	0.111
1/2	1871 00 22	32	36	22	29	6	28.5	0.141

1817 bulkhead adapter — BSPP



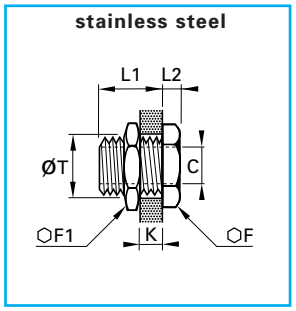

C BSPP		F mm	F1 mm	K max mm	L1 mm	L2 mm	T min mm	kg
G1/8	1817 00 10	19	22	9	14	4	16.5	0.033
G1/4	1817 00 13	24	27	15	21	4	20.5	0.057
G3/8	1817 00 17	30	32	14	21	5	26.5	0.096
G1/2	1817 00 21	32	36	20	27	6	28.5	0.117
G3/4	1817 00 27	41	41	22.5	30	6	34.5	0.185
G1"	1817 00 34	46	50	24.5	34	8	42.5	0.306

1855 double female sleeve — BSPP



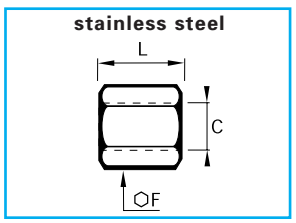

C BSPP		F mm	L mm	kg
G1/8	1855 10 10	14	17	0.013
G1/4	1855 13 13	17	24	0.023
G3/8	1855 17 17	22	25	0.042
G1/2	1855 21 21	27	32	0.077
G3/4	1855 27 27	32	35	0.116
G1"	1855 34 34	41	40	0.227

1870 double female sleeve — NPT



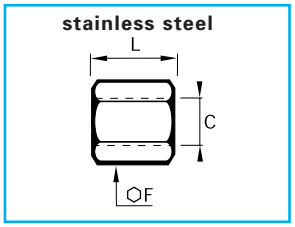

C NPT		F mm	L mm	kg
1/8	1870 11 11	14	19	0.016
1/4	1870 14 14	17	28	0.033
3/8	1870 18 18	22	28	0.055
1/2	1870 22 22	27	35	0.104

1862 reducer/expander — double female sleeve, BSPP



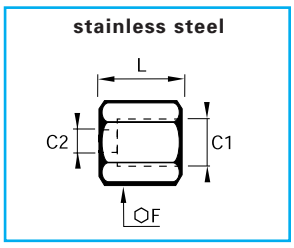

C1 BSPP	C2 BSPP		F mm	L mm	kg
G1/4	G1/8	1862 13 10	17	20.5	0.023
G3/8	G1/8	1862 17 10	22	21	0.042
G3/8	G1/4	1862 17 13	22	24.5	0.048
G1/2	G1/4	1862 21 13	27	28.5	0.084
G1/2	G3/8	1862 21 17	27	29	0.080
G3/4	G1/2	1862 27 21	32	39.5	0.160
G1"	G3/4	1862 34 27	41	45	0.302

1864 adapter — male NPT to female BSPP



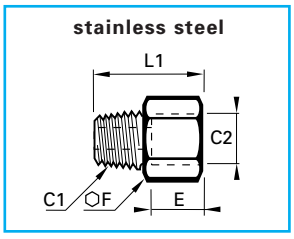

C1 NPT	C2 BSPP		E mm	F mm	L mm	kg
1/8	G1/8	1864 11 10	7.5	14	21.5	.014
1/4	G1/4	1864 14 13	11	17	30	.027
3/8	G3/8	1864 18 17	11.5	22	31	.043
1/2	G1/2	1864 22 21	15	27	39.5	.079

1867 adapter — male BSPT to female NPT



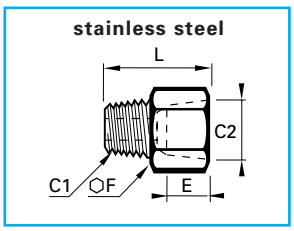

C1 BSPT	C2 NPT		E mm	F mm	L mm	kg
R1/8	1/8	1867 10 11	8	14	21	.014
R1/4	1/4	1867 13 14	11.5	17	28.5	.027
R3/8	3/8	1867 17 18	12	22	29.5	.044
R1/2	1/2	1867 21 22	15.5	27	37.5	.080

1872 reducer — male/female NPT



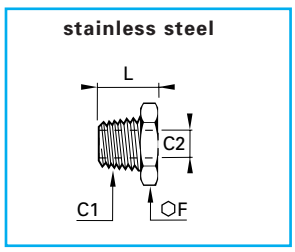

C1 NPT	C2 NPT		F mm	L mm	kg
1/4	1/8	1872 14 11	14	16	0.012
3/8	1/8	1872 18 11	19	16.5	0.026
3/8	1/4	1872 18 14	19	16.5	0.020
1/2	1/4	1872 22 14	22	21	0.045
1/2	3/8	1872 22 18	22	21	0.035

1863 reducer — male BSPT to female BSPP



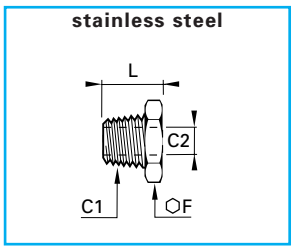

C1 BSPT	C2 BSPP		F mm	L mm	kg
R1/4	G1/8	1863 13 10	14	16	0.008
R3/8	G1/8	1863 17 10	17	16.5	0.018
R3/8	G1/4	1863 17 13	17	16.5	0.011
R1/2	G1/4	1863 21 13	22	21	0.035
R1/2	G3/8	1863 21 17	22	21	0.022
R3/4	G1/2	1863 27 21	27	25.5	0.058
R1"	G3/4	1863 34 27	36	28.5	0.104

1873 expander — male/female NPT



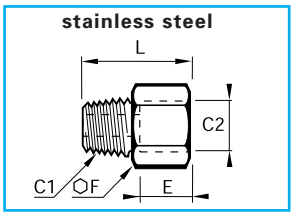

C1 NPT	C1 NPT		E mm	F mm	L mm	kg
1/8	1/4	1873 11 14	14	17	25	0.026
1/8	3/8	1873 11 18	14	22	25	0.042
1/4	3/8	1873 14 18	14	22	28.5	0.047
1/4	1/2	1873 14 22	17.5	27	31	0.071
3/8	1/2	1873 18 22	17.5	27	31.5	0.072

1861 expander — male BSPT to female BSPP



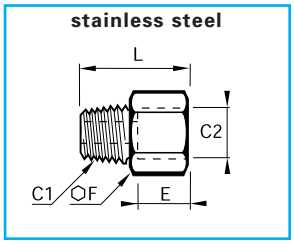

C1 BSPT	C2 BSPP		E mm	F mm	L mm	kg
R1/8	G1/4	1861 10 13	11	17	24	0.021
R1/8	G3/8	1861 10 17	11.5	22	25	0.037
R1/4	G3/8	1861 13 17	11.5	22	28.5	0.041
R1/4	G1/2	1861 13 21	15	27	32.5	0.069
R3/8	G3/4	1861 17 21	15	27	33	0.070
R1/2	G3/4	1861 21 27	16.5	32	38	0.104
R3/4	G1	1861 27 34	19	41	43.5	0.200

1821 adapter — male NPT



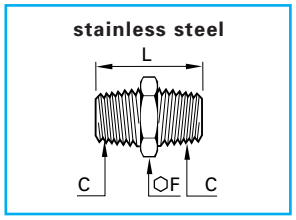

C NPT		F mm	L mm	kg
1/8	1821 11 11	12	23	.011
1/4	1821 14 14	14	32	.023
3/8	1821 18 18	19	33	.031
1/2	1821 22 22	22	42	.056
3/4	1821 28 28	27	40	.096
1"	1821 35 35	36	46	.161

1821 adapter — male BSPT



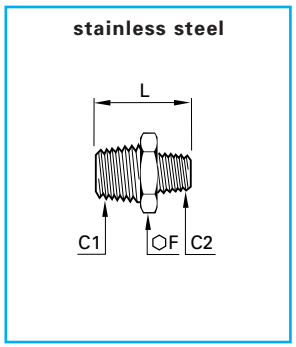

C1 BSPT	C2 BSPT		F mm	L mm	kg
R1/8	R1/8	1821 10 10	12	19	.008
R1/4	R1/4	1821 13 13	14	27	.019
R1/4	R1/8	1821 13 10	14	23.5	.015
R3/8	R3/8	1821 17 17	17	28	.025
R3/8	R1/4	1821 17 13	17	27.5	.024
R1/2	R1/2	1821 21 21	22	36	.048
R1/2	R3/8	1821 21 17	22	32.5	.041
R3/4	R3/4	1821 27 27	27	42	.099
R3/4	R1/2	1821 27 21	27	41	.088
R1	R1	1821 34 34	36	46	.168
R1	R3/4	1821 34 27	22	48	.158

1823 tailpiece adapter for rubber hose — male NPT



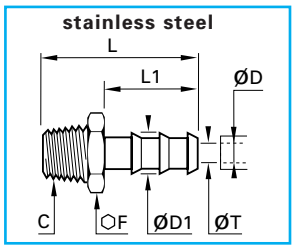

ØD in	C NPT		ØD1 mm	F mm	L mm	L1 mm	T min mm	kg
1/4	1/8	1823 56 11	8.3	10	34	22.5	5.3	0.011
1/4	1/4	1823 56 14	8.3	14	38.5	22.5	5.3	0.018
3/8	1/4	1823 60 14	11.7	14	38.5	22.5	8.5	0.020
3/8	3/8	1823 60 18	11.7	19	39	22.5	8.5	0.029

stainless steel =

Visual identification of NPT threads
for part numbers 1864, 1867

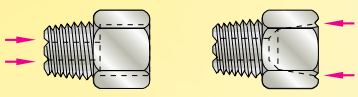

Visual identification of NPT threads
on part number 1821

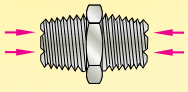

0673/0610/0670 threaded silencer — UNF, NPT or BSPP



sintered bronze

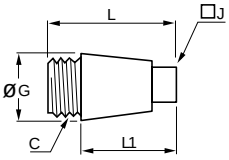

C UNF/NPT		J in	G in	L in	L1 in	oz
10-32	0673 00 20*	.27	.31	.34	.18	.07
1/8	0610 00 11	.27	.47	.81	.59	.25
1/4	0610 00 14	.31	.59	.96	.73	.46
3/8	0610 00 18	.39	.75	1.46	1.14	1.16
1/2	0610 00 22	.55	.91	1.57	1.22	1.73

C BSPP		J mm	G mm	L mm	L1 mm	kg
G1/8	0670 00 10	7	12	20.5	15	.007
G1/4	0670 00 13	8	15	24.5	18.5	.013
G3/8	0670 00 17	10	19	37	29	.033
G1/2	0670 00 21	14	23	40	31	.049
G3/4	0670 00 27	16.5	29.5	51	40.5	.092
G1"	0670 00 34	20	36	60	49.5	.140

*brass body

0673 compact threaded silencer — male BSPP and M5



body nickel-plated brass sintered bronze

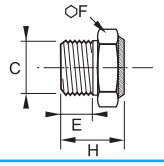

C BSPP/M5		E mm	F mm	H mm	kg
M5x0.8	0673 00 19	5	8	12	0.002
G1/8	0673 00 10	6	13	14	0.007
G1/4	0673 00 13	7	16	17	0.011
G3/8	0673 00 17	8	19	18	0.017
G1/2	0673 00 21	10	24	20	0.027

0677 silencer, miniature — BSPP



body nickel-plated brass sintered bronze

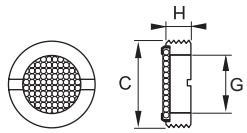

C BSPP		G mm	H mm	kg
G1/8	0677 00 10	6	5	0.004
G1/4	0677 00 13	8	5	0.008
G3/8	0677 00 17	9	7	0.014
G1/2	0677 00 21	14	8	0.022
G3/4	0677 00 27	19	10	0.040
G1"	0677 00 34	25	10	0.065

0671 plug-in silencer



body nickel-plated brass sintered bronze

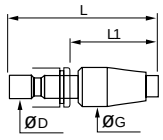

C mm		G mm	L mm	L1 mm	
4	0671 04 00	13	41.5	24.5	.015
6	0671 06 00	15	48	29	.023
8	0671 08 00	15	49.5	29.5	.024
10	0671 10 00	19.5	68	43.5	.054
12	0671 12 00	20	68.5	43	.055

0614/0672 flow control silencer — male NPT and BSPP



body brass silencer-sintered bronze

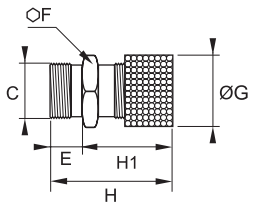

C NPT		E in	F mm	G in	H mini in	H maxi in	H1 in	oz
1/8	0614 00 11	.31	14	.55	.94	1.06	.71	.42
1/4	0614 00 14	.31	17	.67	.98	1.10	.75	.81
3/8	0614 00 18	.39	22	.87	1.18	1.30	.94	1.16
1/2	0614 00 22	.47	27	1.06	1.54	1.65	1.30	1.55

C BSPP		mm	mm	mm	mini mm	maxi mm	mm	kg
1/8	0672 00 10	8	14	14	24	27	18	.012
1/4	0672 00 13	8	17	17	25	28	19	.023
3/8	0672 00 17	10	22	22	30	33	24	.033
1/2	0672 00 21	12	27	27	39	42	33	.044

Consult us for flow characteristics.

0611/0674 threaded silencer — NPT, BSPP or M5



polyethylene body
plastic thread

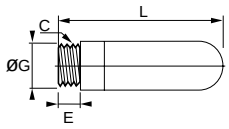

C NPT		E in	G in	L in	oz
1/8	0611 00 11	.24	.49	1.34	.07
1/4	0611 00 14	.28	.61	1.67	.11
3/8	0611 00 18	.45	.73	2.66	.21
1/2	0611 00 22	.43	.93	3.07	.35

C BSPP/M5		E mm	G mm	L mm	kg
M5x0.8	0674 00 19	4	6.5	23	.001
G1/8	0674 00 10	6	12.5	34	.002
G1/4	0674 00 13	7	15.5	42.5	.003
G3/8	0674 00 17	11.5	18.5	67.5	.006
G1/2	0674 00 21	11	23.5	78	.010
G3/4	0674 00 27	15.5	38.5	131	.040
G1"	0674 00 34	19.5	49	160	.050

0676 flow control silencer — BSPP



polyethylene/plastic

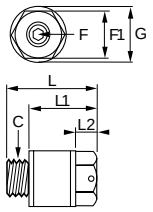

C BSPP		F mm	F1 mm	G mm	L mm	L1 mm	L2 mm	kg
G1/8	0676 00 10	2.5	13	15	20.5	14.5	5	.002
G1/4	0676 00 13	4	15	18	29	22	7	.007

technical characteristics

	flow (scfm at 87 psi) number of turns										noise level (dBA at 87 psi and 12 scfm)
	0	1	2	3	4	5	6	7	8	9	
0676 00 10	0	1.06	3.2	7.4	11.8	13	13.8	13.8	13.9	13.9	82
0676 00 13	0	.78	.88	1.77	12	26.5	33	34.6	35.3	36	84

0683 stainless steel threaded silencer — male NPT



body stainless steel 316L

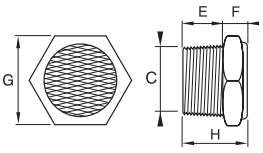

C NPT		E mm	F mm	G mm	H mm	kg
1/8	0683 00 11	7	7	14	14	0.010
1/4	0683 00 14	11	7	17	18	0.015
3/8	0683 00 18	11	8	22	19	0.023
1/2	0683 00 22	15	10	27	25	0.044

0682 stainless steel threaded silencer — male BSPP



body stainless steel 316L

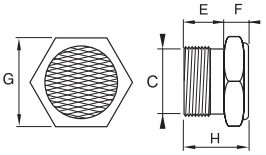

C BSPP		E mm	F mm	G mm	H mm	kg
G1/8	0682 00 10	8	7	14	15	0.009
G1/4	0682 00 13	8	7	17	15	0.013
G3/8	0682 00 17	10	8	22	18	0.020
G1/2	0682 00 21	12	10	27	22	0.038
G3/4	0682 00 27	15	12	32	27	0.066
G1"	0682 00 34	18	14	38	32	0.118

Technical specification of silencers :

- **Working pressure :** sintered bronze: 175 psi
  polyethylene: 145 psi
  stainless steel: 175 psi
- **Working temperature :** sintered bronze: -4° to 300°F
  polyethylene: -14° +175°F
  stainless steel: -4° to 355°F

0138 copper washer



copper

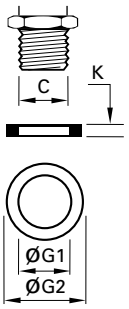

C mm			G1 mm	G2 mm	K mm	kg
6		0138 06 00	6.3	9	1	.001
8		0138 08 00	8.3	11	1	.001
10	G1/8	0138 10 00	10.3	13.5	1	.001
12		0138 12 00	12.3	15.5	1.5	.001
13	G1/4	0138 13 00	13.5	18	1.5	.001
14		0138 14 00	14.3	18	1.5	.001
16		0138 16 00	16.3	20	1.5	.001
17	G3/8	0138 17 00	17.3	21	1.5	.001
18		0138 18 00	18.3	22	1.5	.001
20		0138 20 00	20.3	24	1.5	.001
21	G1/2	0138 21 00	21.3	26	1.5	.002
22		0138 22 00	22.3	27	1.5	.002
24		0138 24 00	24.3	29	2	.003
26		0138 26 00	26.3	31	2	.003
27	G3/4	0138 27 00	27.3	32	2	.005
30		0138 30 00	30.3	36	2	.004
33	G1"	0138 33 00	33.5	39	2	.006
36		0138 36 00	36.3	42	2	.006
39		0138 39 00	39.3	44	2	.006
42	G1"1/4	0138 42 00	42.5	49	2	.007
45		0138 45 00	45.3	52	2	.008
48	G1"1/2	0138 48 00	48.3	55	2	.008
52		0138 52 00	52.3	60	2	.011
60	G2"	0138 60 00	60	68	2.5	.014

0139 bi-material captive sealing washer



bichromated
zinc-plated steel
nitrile "O" ring

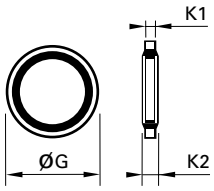

C BSPP		G mm	K1 mm	K2 mm	kg
G1/8	0139 10 00	14	1	1.8	.001
G1/4	0139 13 00	17	1	1.8	.001
G3/8	0139 17 00	22	1.3	2.1	.001
G1/2	0139 21 00	26	1.6	2.4	.002
G3/4	0139 27 00	32	1.6	2.4	.002
G1"	0139 34 00	43	3.5	4.5	.002

0602 captive sealing washer



nylon

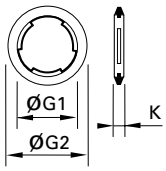

C BSPP/M5		G1 mm	G2 mm	K mm	kg
M5x0.8	0602 29 93 15	5.2	7.8	1.5	.001
G1/8	0602 23 10 20	10.3	14	2	.001
G1/4	0602 23 11 20	13.7	17.5	2	.001
G3/8	0602 23 12 20	17.2	21	2	.001
G1/2	0602 23 13 20	21.5	25.5	2.5	.001
G3/4	0602 27 32 20	27	32	2.5	.001
G1"	0602 30 60 20	33.8	39	3	.001

Technical specification of
captive sealing washer 0602

Tightening torque



	M5x0.8	G1/8"	G1/4"	G3/8"	G1/2"	G3/4	G1"
minimum torque in. lb	5	7	25	45	90	100	170
maximum torque in. lb	14	70	100	265	310	530	800

0127 tube support for nylon and polyurethane tubing



brass

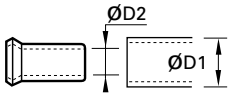

ØD1 mm	ØD2 mm		kg
4	2	0127 04 00	.001
4	2.7	0127 04 27	.001
5	3	0127 05 03	.001
5	3.3	0127 05 00	.001
6	4	0127 06 00	.001
8	5.5	0127 08 55	.001
8	6	0127 08 00	.001
10	7	0127 10 07	.002
10	7.5	0127 10 75	.002
10	8	0127 10 00	.002
12	8	0127 12 08	.002
12	9	0127 12 09	.002
12	10	0127 12 00	.002
14	11	0127 14 11	.003
14	12	0127 14 00	.003
15	12	0127 15 12	.003
16	13	0127 16 13	.003
18	14	0127 18 14	.004
20	15	0127 20 15	.004
22	16	0127 22 16	.005
25	19	0127 25 19	.005

1827 tube support for teflon tubing



stainless steel

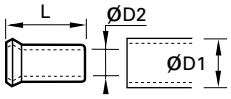

ØD1 mm	ØD2 mm		L mm	kg
4	6	1827 06 00	11.5	.001
6	8	1827 08 00	14	.001
8	10	1827 10 00	18	.002
10	12	1827 12 00	18	.002
14	16	1827 16 00	18	.003

This ferrule is necessary when using teflon tube FEP 140 at all temperatures compatible with the fitting/tube assembly.

0605 fluoropolymer tape



	kg
0605 12 12	.011

- can be used for temperatures from - 420°F to +500°F
- non toxic and waterproof
- chemically inert and resistant to gases, acids, solvents, hydrocarbons, oils, alkalines, steam etc.
- self lubricating
- used to facilitate the preparation of leak free thread joints
- supplied on a reel
- length = 39.3ft (12m); width = 0.5in (12.7mm); thickness = 0.003in (0.08 mm)

0200 hex head plug — BSPP and metric



brass

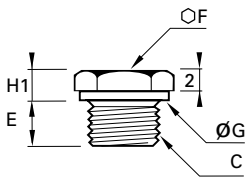

C BSPP		E mm	F mm	G mm	H1 mm	H2 mm	kg
G1/8	0200 10 00	7	14	13.7	5.5	4	.012
G1/4	0200 13 00	8.5	17	16.7	5.5	4	.019

C metric		E mm	F mm	G mm	H1 mm	H2 mm	kg
M6x1	0200 52 00	6	10	10	4	3.5	.004
M8x1.25	0200 57 00	7	13	13	4	3.5	.007
M10x1	0200 60 00	8	14	14	5	4.5	.012
M12x1	0200 65 00	9	17	17	5	4.5	.018
M12x1.25	0200 66 00	9	17	17	5	4.5	.018

Conforms generally to standard BNA 229. Parallel metric threads ISO – standards NFE 03-054 and BNA 541. Parallel metric threads – standards NFE 03-005 and BNA 541.

0205 internal hex head plug — NPT and BSPT



brass

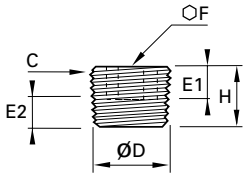

C NPT		ØD mm	E1 mm	E2 min mm	E2 max mm	F mm	H mm	kg
1/8	0205 11 00	10.242	6	3.2	5	5	8	.004
1/4	0205 14 00	13.616	8	4.4	7.2	6	10	.008
3/8	0205 18 00	17.055	8	4.7	7.5	8	11	.014
1/2	0205 22 00	21.223	8	6.3	9.9	10	13	.026
3/4	0205 28 00	26.568	11	6.8	10.4	14	17	.052
1"	0205 35 00	33.227	13	8	12.4	17	19	.092

C BSPT		ØD mm	E1 mm	E2 min mm	E2 max mm	F mm	H mm	kg
R1/8	0205 10 00	9.728	6	3.1	4.9	5	8	.004
R1/4	0205 13 00	13.157	8	4.7	7.3	6	10	.008
R3/8	0205 17 00	16.662	8	5.1	7.7	8	11	.014
R1/2	0205 21 00	20.955	8	6.4	10	10	13	.027
R3/4	0205 27 00	26.441	11	7.7	11.3	14	17	.053
R1"	0205 34 00	33.249	13	8.1	12.7	17	19	.092
R1"1/4	0205 42 00	41.910	14	10.4	15	22	22	.183
R1"1/2	0205 49 00	47.803	14	10.4	15	24	22	.250
R2"	0205 48 00	59.614	16	13.6	18.2	30	25	.440

*For BSP taper plus 1/2" - 1 1/2" inclusive - conforms generally to standard BNA 347 - thread standard NFE 03-004 - DIN906

Definition of dimensions
ØD and E2 for product 0205

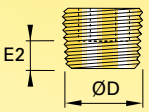

D = diameter of gauge drawing

E2 = max. and min. length of gauge diameter (D)

0285 internal hex head plug — NPT or BSPT



stainless steel AISI 316 L

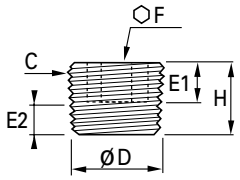

C NPT		ØD in	E1 in	E2 min in	E2 max in	F mm	H in	oz
1/8	0285 11 00	.40	.24	.13	.20	5	.31	.14
1/4	0285 14 00	.54	.31	.17	.28	6	.39	.25
3/8	0285 18 00	.67	.31	.19	.30	8	.43	.49
1/2	0285 22 00	.84	.31	.25	.39	10	.51	.88

C BSPT		ØD mm	E1 mm	E2 min mm	E2 max mm	F mm	H mm	kg
R1/8	0285 10 00	9.72	6	3.1	4.9	5	8	.003
R1/4	0285 13 00	13.15	8	4.7	7.3	6	10	.007
R3/8	0285 17 00	16.66	8	5.1	7.7	8	11	.013
R1/2	0285 21 00	20.95	8	6.4	10	10	13	.025
R3/4	0285 27 00	26.44	11	7.7	11.3	14	17	.057
R1	0285 34 00	33.25	13	8.1	12.7	17	19	.098

Conforms generally to standard DIN 306

0206 internal hex head — NPT and BSPT



untreated steel

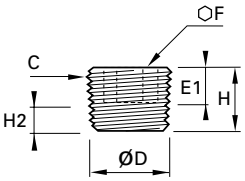

C NPT		ØD mm	E1 mm	E2 min mm	E2 mm	F mm	H mm	kg
1/16	0206 08 00	7.800	6	3.8	6.4	4	7	.002
1/8	0206 11 00	10.242	6	3.2	5	5	8	.003
1/4	0206 14 00	13.616	8	4.4	7.2	6	10	.007
3/8	0206 18 00	17.055	8	4.7	7.5	8	11	.012
1/2	0206 22 00	21.223	8	6.3	9.9	10	13	.024
3/4	0206 28 00	26.568	11	6.8	10.4	14	17	.047
1"	0206 35 00	33.227	13	8	12.4	17	19	.083

C BSPT		ØD mm	E1 mm	E2 min mm	E2 mm	F mm	H mm	kg
R1/8	0206 10 00	9.728	6	3.1	4.9	5	8	.003
R1/4	0206 13 00	13.157	8	4.7	7.3	6	10	.007
R3/8	0206 17 00	16.662	8	5.1	7.7	8	11	.012
R1/2	0206 21 00	20.955	8	6.4	10	10	13	.024
R3/4	0206 27 00	26.441	11	7.7	11.3	14	17	.048
R1"	0206 34 00	33.249	13	8.1	12.7	17	19	.086
R1"1/4	0206 42 00	41.910	14	10.4	15	22	22	.162
R1"1/2	0206 49 00	47.803	14	10.4	15	24	22	.222

For BSP taper plugs 1/2 - 1 1/2" inclusive - conform to standard BNA 247 - thread - DIN 906 standard NFE 03-004

stainless steel =

Definition of dimensions ØD and E2 for product 0285, 0206

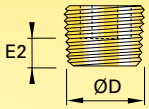

D = diameter of gauge drawing

E2 = max. and min. length of gauge diameter (D)