# Product datasheet
## Characteristics

# XCKS159H29
limit switch XCKS - thermoplastic round rod lever 6 mm - 1NC+1NO - snap - M20

Green Premium™

Price* : 38.92 GBP



## Main

| | |
|---|---|
| Range of product | OsiSense XC |
| Series name | Standard format |
| Product or component type | Limit switch |
| Device short name | XCKS |
| Sensor design | Form D conforming to CENELEC EN 50041 |
| Body type | Fixed |
| Head type | Rotary head |
| Material | Plastic |
| Body material | Plastic |
| Head material | Plastic |
| Fixing mode | By the body |
| Movement of operating head | Rotary |
| Type of operator | Spring return round rod lever thermoplastic round rod 6 mm, L = 200 mm |
| Type of approach | Lateral approach, 1 or 2 programmable direction |
| Cable entry | 1 entry tapped for M20 x 1.5 cable gland, cable outer diameter: 7…13 mm |
| Number of poles | 2 |
| Contacts type and composition | 1 NC + 1 NO |
| Contact operation | Snap action |

## Complementary

| | |
|---|---|
| Switch actuation | By any moving part |
| Electrical connection | Screw-clamp terminals, clamping capacity: 1 x 0.34...2 x 1.5 mm² |
| Contacts insulation form | Zb |
| Number of steps | 1 |
| Positive opening | Without |
| Minimum torque for tripping | 0.1 N.m |

Disclaimer: This documentation is not intended as a substitute for and is not to be used for determining suitability or reliability of these products for specific user applications

| | |
|---|---|
| Minimum actuation speed | 0.01 m/min |
| Maximum actuation speed | 1 m/s |
| Contact code designation | A300, AC-15 (Ue = 240 V), Ie = 3 A conforming to EN/IEC 60947-5-1 appendix A<br>Q300, DC-13 (Ue = 250 V), Ie = 0.27 A conforming to EN/IEC 60947-5-1 appendix A |
| [Ithe] conventional enclosed thermal current | 10 A AC |
| [Ui] rated insulation voltage | 300 V conforming to UL 508<br>500 V (pollution degree 3) conforming to IEC 60947-1<br>300 V conforming to CSA C22.2 No 14 |
| Maximum resistance across terminals | 25 MOhm conforming to IEC 60255-7 category 3 |
| [Uimp] rated impulse withstand voltage | 6 kV IEC 60664<br>6 kV IEC 60947-1 |
| Short-circuit protection | 10 A cartridge fuse, type gG |
| Electrical durability | 5000000 cycles, DC-13, inductive load type, 120 V, 4 W, operating rate <60 cyc/mn, load factor: 0.5 conforming to IEC 60947-5-1 appendix C<br>5000000 cycles, DC-13, inductive load type, 24 V, 10 W, operating rate <60 cyc/mn, load factor: 0.5 conforming to IEC 60947-5-1 appendix C<br>5000000 cycles, DC-13, inductive load type, 48 V, 7 W, operating rate <60 cyc/mn, load factor: 0.5 conforming to IEC 60947-5-1 appendix C |
| Mechanical durability | 20000000 cycles |
| Width | 40 mm |
| Height | 98…280 mm |
| Depth | 55 mm |
| Net weight | 0.17 kg |
| Terminals description ISO n°1 | (13-14)NO<br>(21-22)NC |

## Environment

| | |
|---|---|
| Shock resistance | 40 gn for 11 ms conforming to IEC 60068-2-27 |
| Vibration resistance | 25 gn (f= 10…500 Hz) conforming to IEC 60068-2-6 |
| IP degree of protection | IP67 conforming to IEC 60529<br>IP66 conforming to IEC 60529 |
| IK degree of protection | IK05 conforming to EN 50102 |
| Electrical shock protection class | Class II conforming to IEC 61140<br>Class II conforming to NF C 20-030 |
| Overvoltage category | Class II conforming to IEC 61140<br>Class II conforming to NF C 20-030 |
| Ambient air temperature for operation | -25…70 °C |
| Ambient air temperature for storage | -40…70 °C |
| Protective treatment | TC |
| Product certifications | UL<br>CCC<br>CSA |
| Standards | EN 60947-5-1<br>IEC 60947-5-1<br>IEC 60204-1<br>CENELEC EN 50041<br>CSA C22.2 No 14<br>EN 60204-1<br>UL 508 |

## Offer Sustainability

| | |
|---|---|
| Sustainable offer status | Green Premium product |
| REACh Regulation | REACh Declaration |
| EU RoHS Directive | Pro-active compliance (Product out of EU RoHS legal scope)<br>EU RoHS Declaration |
| Mercury free | Yes |
| RoHS exemption information | Yes |
| Environmental Disclosure | Product Environmental Profile |

| | |
|---|---|
| Circularity Profile | End of Life Information |

## Contractual warranty

| | |
|---|---|
| Warranty | 18 months |

# XCKS159H29

## Dimensions

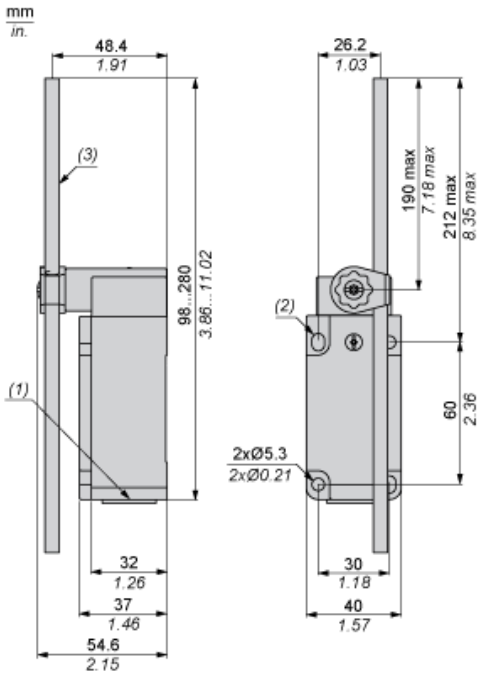


(1) 1 tapped entry for M20 x 1.5
(2) 2 elongated holes Ø 5.3 x 7.3.
(3) Ø 6 rod, length 200 mm.

## Mounting with Cable Entry

### Position of Cable Gland

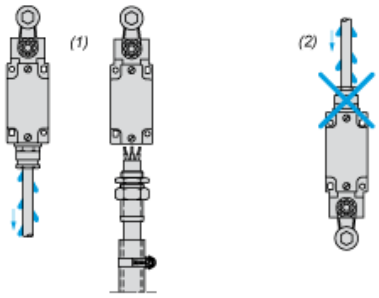


(1) Recommended
(2) To be avoided

## Mounting with Rotary Heads and Levers

### Type of Cam

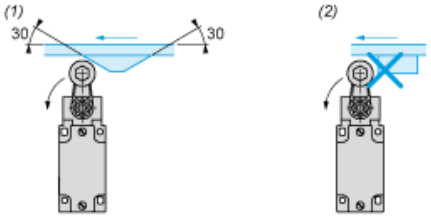


(1) Recommended
(2) To be avoided

## Setting-up

### Head Rotation Adjustment

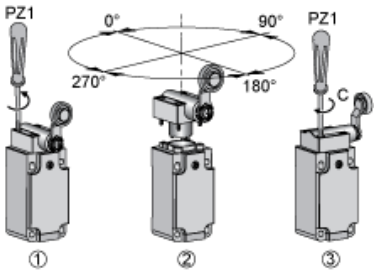


C : 1 Nm (+/- 20%) / 8.85 lb-in (+/- 20%)

# XCKS159H29

## Setting-up

### Lever Angle Adjustment

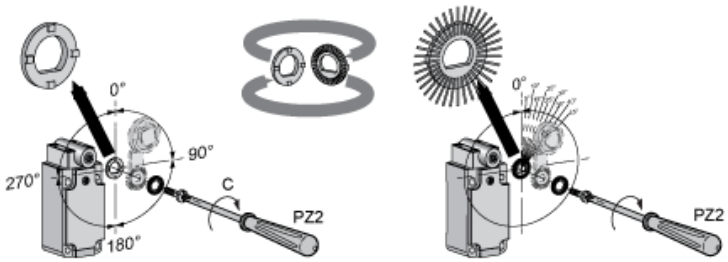


C : 1 Nm (+/- 20%) / 8.85 lb-in (+/- 20%)

## Setting-up with Head ZCKD05

### Direction of Actuation Programming

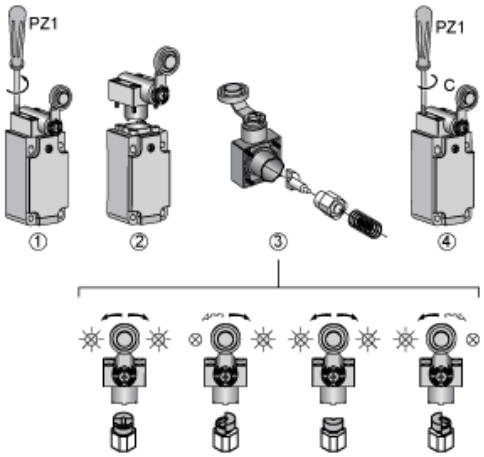


C : 1 Nm (+/- 20%) / 8.85 lb-in (+/- 20%)

## Wiring Diagram

### 2-pole NC + NO Snap Action



## Characteristics of Actuation

### Switch Actuation by Any Moving Part

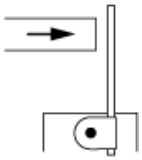

## Functionnal Diagram

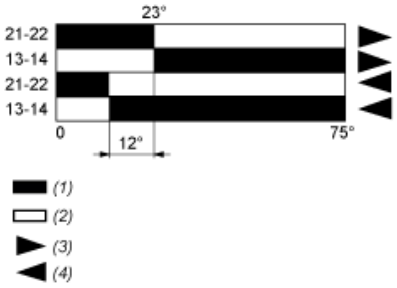


(1) Closed
(2) Open
(3) Tripping
(4) Resetting