OMRON

Middle-stroke Tactile Switch (SMT) | B3SL

Surface-mounting Switches with a Sealed Structure (Rubber Plunger), Crisp Feel, and Middle Stroke. Available on Embossed Tape



- Sealed construction conforming to IP67 (IEC 60529) provides high contact reliability in dusty environments. (* Excluding the terminal section.)
- Crisp click feeling and middle stroke with rubber plunger.
- Embossed taping package for automatic mounting.
- A small package containing 100 embossed taping reels is available,in addition to the standard package.

RoHS Compliant

■ List of Models

6 × 6 mm Models

Type	Contact material	Plunger	Height	Operating force (OF)	Plunger color	Embossed tape	
						Model	Minimum packing unit
B3SL Series	Silver plated	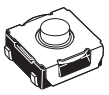 (Flat type)	3.4 mm	1.96 N {200 gf}	Yellow-green	B3SL-1002P	2,000 pcs
						B3SL-1002P-R100	100 pcs
		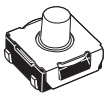 (Projected type)	5.1 mm		Gray	B3SL-1022P	1,400 pcs
		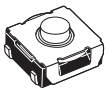 (Flat type)	3.4 mm	3.5 N {357 gf}	Blue	B3SL-1005P	2,000 pcs
						B3SL-1005P-R100	100 pcs
		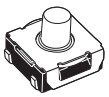 (Projected type)	5.1 mm		Blue	B3SL-1025P	1,400 pcs

Note: Orders must be made in multiples of the minimum order. Switches are not sold individually.

■ Ratings/Characteristics

Rating (resistive load)	1 to 50 mA at 3 to 12 VDC
Minimum applicable load (reference value)	10 μA at 1 VDC (resistive load)
Ambient operating temperature	-25°C to +90°C at 60%RH max. (with no icing or condensation)
Ambient operating humidity	35% to 85% (at +5 to +35°C)
Contact form	SPST-NO
Contact resistance (initial value)	100 mΩ max.
Insulation resistance	100 MΩ min. (at 250 VDC with insulation tester)
Dielectric strength	250 VAC, 50/60 Hz for 1 min
Bounce time	5 ms max.
Vibration resistance	Destruction: 10 to 55 Hz, 1.5-mm double amplitude
Shock resistance	Destruction: 1,000 m/s^2 {approx. 100 G} max.
Durability	100,000 operations min.
Degree of protection	IEC IP67
Washing	Not possible

■ Operating Characteristics

Operation type / Item	B3SL-1002P / B3SL-1002P-R100	B3SL-1022P	B3SL-1005P / B3SL-1005P-R100	B3SL-1025P
Operating force (OF)	1.96 ± 0.49 N {200 ± 50 gf}		3.5 ± 0.8 N {357 ± 82 gf}	
Releasing force (RF)	0.35 N min. {35 gf}		0.5 N min. {51 gf}	
Pretravel (PT)	0.3 ± 0.2 mm	0.5 ± 0.2 mm	0.6 ± 0.2 mm	0.8 ± 0.2 mm

■ Model Structure



■ Dimensions (Unit: mm)

B3SL-1002P B3SL-1002P-R100
B3SL-1005P B3SL-1005P-R100

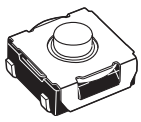

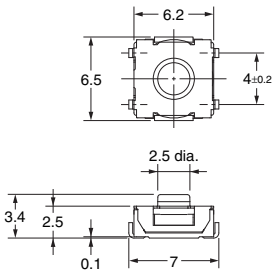

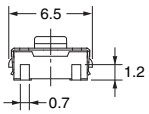

PCB Pad
(Top View)

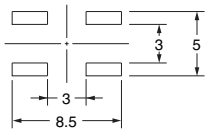

Terminal Arrangement/ Internal Connections
(Top View)

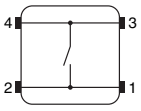

B3SL-1022P
B3SL-1025P

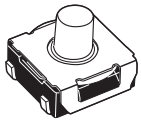

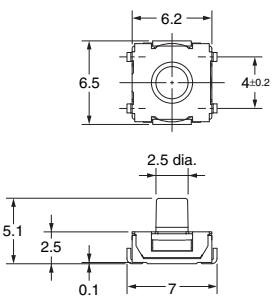

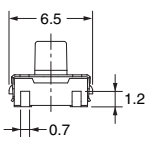

PCB Pad
(Top View)

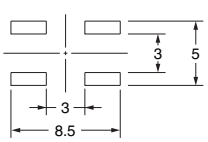

Terminal Arrangement/ Internal Connections
(Top View)

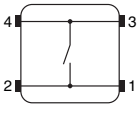

Note: Unless otherwise specified, a tolerance of ±0.4 mm applies to all dimensions. No terminal numbers are indicated on the Switches.

■ Precautions

Be sure to read the precautions common to all Tactile Switches on pages for correct use.

Please check each region's Terms & Conditions by region website.

OMRON Corporation
Electronic and Mechanical Components Company

Regional Contact

Americas
https://www.components.omron.com/

Asia-Pacific
https://ecb.omron.com.sg/

Korea
https://www.omron-ecb.co.kr/

Europe
http://components.omron.eu/

China
https://www.ecb.omron.com.cn/

Japan
https://www.omron.co.jp/ecb/

© OMRON Corporation 2007-2019 All Rights Reserved.
In the interest of product improvement, specifications are subject to change without notice.

Cat. No. A173-E1-06
0719(0207)(O)