IEC Appliance Inlet with Filter, Fuseholder 1- or 2-pole, Line Switch 2-pole

Plug removal necessary for fuse replacement



Order required accessories separately

Protection class I with shield



Protection class II without shield

C14 70° C

C18 70° C

Description

- Panel Mount :
  Snap-in version from front side
- 4 Functions :
  Appliance Inlet protection class I or II , Line Switch 2-pole , Fuseholder for fuse-links 5 x 20 mm 1- or 2-pole , Line filter in standard and medical version
- Quick connect terminals 4.8 x 0.8 mm

Unique Selling Proposition

- Most compact solution on the market
- Innovative EMC-shielding
- Easy and flexible snap-in mounting
- Protection class I or II versions

Approvals

- VDE Certificate Number: 40035743
- UL File Number: E72928
- CCC File Number: 2009010204326571

Characteristics

- Ultra-compact design. Small dimensions in front of and behind the panel
- All single elements are already wired
- For added safety "Extra-Safe" fuse drawers are available
- Innovative EMC-shielding with flexible steel segments for an excellent contact
- Suitable for use in equipment according to IEC/UL 60950
  Suitable for use in medical equipment according to IEC/UL 60601-1

Other versions on request

- Fuse drawer 1-pole, plus spare fuse case
- Fuse drawer 2-pole, with shorting bar
- Other rocker marking

References

Alternative: version without line filter KM
Alternative: version for screw mounting DD12

Weblinks

pdf datasheet, html-datasheet, General Product Information, RoHS, CHINA-RoHS, REACH, Distributor-Stock-Check, Accessories, Detailed request for product

Technical Data

Ratings IEC	1 - 10 A @ Ta 40 °C / 250 VAC; 50 Hz
Ratings UL/CSA	1 - 10 A @ Ta 40 °C / 125/250 VAC; 60 Hz
Leakage Current	standard < 0.5 mA (250 V / 60 Hz) medical < 5 µA (250 V / 60 Hz)
Dielectric Strength	> 1.7 kVDC between L-N > 2.7 kVDC between L/N-PE Test voltage (2 sec)
Allowable Operation Temp.	-25 °C to 85 °C
Climatic Category	25/085/21 acc. to IEC 60068-1
IP-Protection	from front side IP 40 acc. to IEC 60529
Protection Class	Suitable for appliances with protection class I or II acc. to IEC 61140
Terminal	Quick connect terminals 4.8 x 0.8 mm
Panel Thickness s	Snap-in: 1/1.5/2/2.5 mm (all steps with one variant)
Material: Housing	Thermoplastic, black, UL 94V-0

appliance inlet/-outlet	C14 C18 acc. to IEC 60320-1, UL 498, CSA C22.2 no. 42 (for cold conditions) pin-temperature 70 °C, 10 A, Protection Class I or II
Fuseholder	1 or 2 pole, Shocksafe category PC2 acc. to IEC 60127-6, for fuse-links 5 x 20 mm
Rated Power Acceptance @ Ta 23 °C	5 x 20: 2 W (1 pole)/ 1.4 W (2-pole) per pole
Power Acceptance @ Ta > 23°C	Admissible power acceptance at higher ambient temperature see derating curves
Line Switch	2-pole, non-illuminated, acc. to IEC 61058-1 Technical Details
Line Filter	Standard and Medical Version, IEC 60939, UL 1283, CSA C22.2 no. 8 Technical Details
MTBF	> 1'800'000 h acc. to MIL-HB-217 F

Detailed information on product approvals, code requirements, usage instructions and detailed test conditions can be looked up in General Product Information

Dimension

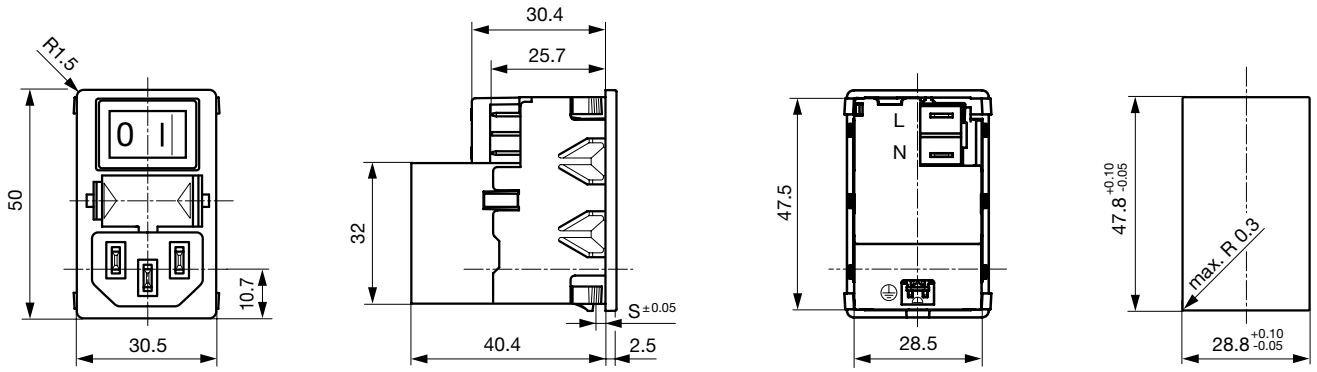

Technical Data of Filter-Components

Rated Current [A]	Filter-Type	Inductances L [mH]	Capacitance CX [nF]	Capacitance CY [nF]	R [MΩ]
1	Standard Version	2 x 11	47	2.2	-
2	Standard Version	2 x 4	47	2.2	-
4	Standard Version	2 x 1.6	47	2.2	-
6	Standard Version	2 x 0.7	47	2.2	-
10	Standard Version	2 x 0.4	47	2.2	-
1	Medical Version (M5)	2 x 11	47	-	1
2	Medical Version (M5)	2 x 4	47	-	1
4	Medical Version (M5)	2 x 1.6	47	-	1
6	Medical Version (M5)	2 x 0.7	47	-	1
10	Medical Version (M5)	2 x 0.4	47	-	1

Diagrams

Standard version

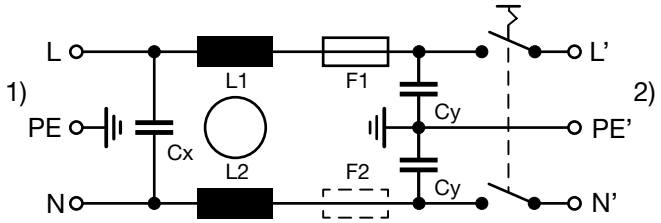

1) Line
2) Load

Medical version (M5)

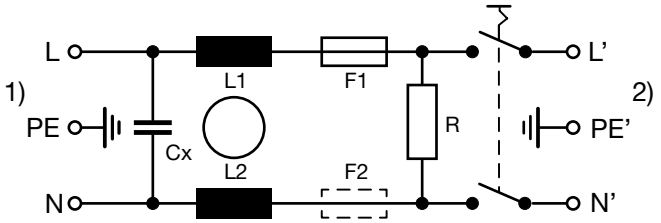

1) Line
2) Load

Medical version (M5) protection class II

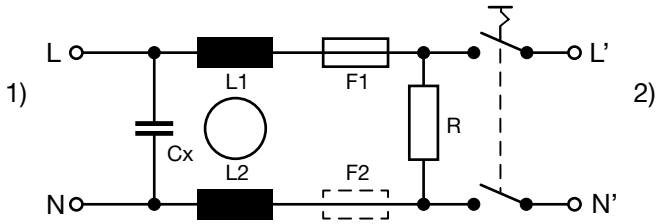

1) Line
2) Load

Derating Curves

1-pole

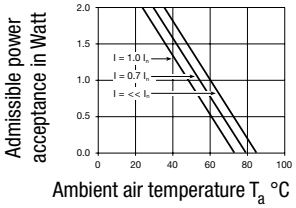

2-pole

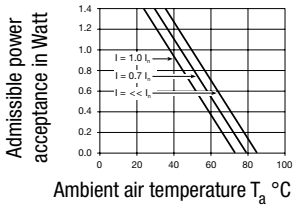

Attenuation Loss

- - - - 50Ω differential mode _____ 50Ω common mode

Standard version

1 A

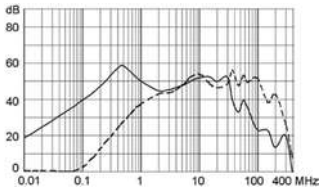

2 A

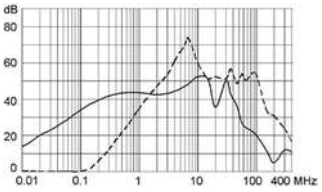

4 A

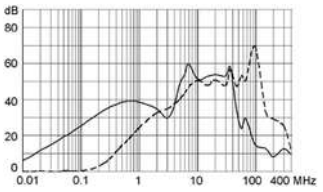

6 A

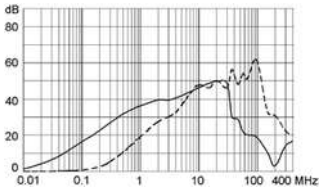

10 A

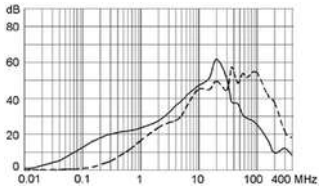

Medical version (M5)

1 A

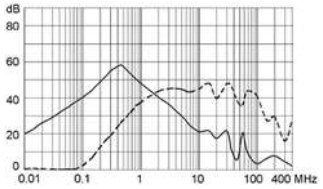

2 A

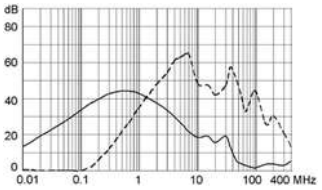

4 A

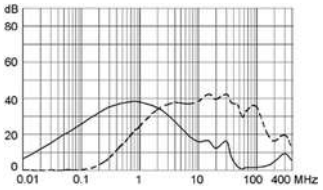

6 A

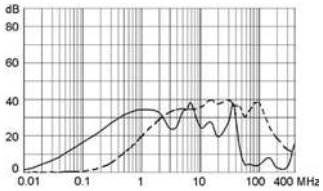

10 A

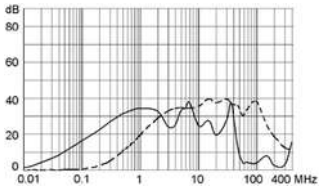

All Variants

Rated Current [A]	Filter-Type	Fuseholder	Line Switch	Protection Class	Order Number
1	Standard Version	1-pole	2-pole	I	KMF1.1211.11
2	Standard Version	1-pole	2-pole	I	KMF1.1221.11
4	Standard Version	1-pole	2-pole	I	KMF1.1241.11
6	Standard Version	1-pole	2-pole	I	KMF1.1261.11
10	Standard Version	1-pole	2-pole	I	KMF1.1291.11
1	Standard Version	2-pole	2-pole	I	KMF1.1111.11
2	Standard Version	2-pole	2-pole	I	KMF1.1121.11
4	Standard Version	2-pole	2-pole	I	KMF1.1141.11
6	Standard Version	2-pole	2-pole	I	KMF1.1161.11
10	Standard Version	2-pole	2-pole	I	KMF1.1191.11
1	Medical Version (M5)	1-pole	2-pole	I	KMF1.1213.11
2	Medical Version (M5)	1-pole	2-pole	I	KMF1.1223.11
4	Medical Version (M5)	1-pole	2-pole	I	KMF1.1243.11
6	Medical Version (M5)	1-pole	2-pole	I	KMF1.1263.11
10	Medical Version (M5)	1-pole	2-pole	II	KMF0.2293.11

Rated Current [A]	Filter-Type	Fuseholder	Line Switch	Protection Class	Order Number	
10	Medical Version (M5)	1-pole	2-pole	I	KMF1.1293.11	
1	Medical Version (M5)	2-pole	2-pole	II	KMF0.2113.11	
1	Medical Version (M5)	2-pole	2-pole	I	KMF1.1113.11	▮
2	Medical Version (M5)	2-pole	2-pole	II	KMF0.2123.11	
2	Medical Version (M5)	2-pole	2-pole	I	KMF1.1123.11	▮
4	Medical Version (M5)	2-pole	2-pole	II	KMF0.2143.11	
4	Medical Version (M5)	2-pole	2-pole	I	KMF1.1143.11	▮
6	Medical Version (M5)	2-pole	2-pole	II	KMF0.2163.11	
6	Medical Version (M5)	2-pole	2-pole	I	KMF1.1163.11	▮
10	Medical Version (M5)	2-pole	2-pole	II	KMF0.2193.11	
10	Medical Version (M5)	2-pole	2-pole	I	KMF1.1193.11	▮

▮ Most Popular.

Availability for all products can be searched real-time:http://www.schurter.com/Stock-Check/Stock-Check-SCHURTER

Packaging unit 20 Pcs

Required Accessory



Description

Fusedrawer 2
Fusedrawer für Fuse Links 5x20 mm, with or without Voltage Selector Insert

Fingergrip, 2-pole	4301.1401
Extra-Safe, 2-pole	4301.1403
Fingergrip, 1-pole	4301.1405
Extra-Safe, 1-pole	4301.1407
	...

Accessories



Wire Harness
Wire harness for SCHURTER products



Assorted Covers
Rear Cover

	0859.0076



Cord retaining kits
Cord retaining strain relief

Flat head, A	4700.0001

Mating Outlets/Connectors

Category / Description



Appliance Outlet Overview complete

IEC Appliance Outlet F, Screw-on Mounting, Front Side, Solder Terminal	4787
IEC Appliance Outlet F, Snap-in Mounting, Front Side, Solder or Quick-connect Terminal	4788
IEC Appliance Outlet F or H, Screw-on Mounting, Front Side, Solder, PCB or Quick-connect Terminal	5091
Appliance Outlet further types to KMF	



Connector Overview complete

4782 Mounting: Power Cord, 3 x 1 mm² / 3 x 18 AWG, Cable, Connector: IEC C13	4782
4022 Mounting: Power Supply Cord, 3 x 1.5 mm², Screw clamps, Connector: IEC C13	4022
4785 Mounting: Power Cord, 3 x 1 mm² / 3 x 18 AWG, Cable, Connector: IEC C13	4785
4300-06 Mounting: Power Cord, 3 x 1 mm² / 3 x 18 AWG, Cable, Connector: IEC C13	4300-06
4012 Mounting: Power Supply Cord, 3 x 1.5 mm², Screw clamps, Connector: IEC C13	4012
Connector further types to KMF	...

17.02.2017

The specifications, descriptions and illustrations indicated in this document are based on current information. All content is subject to modifications and amendments. Information furnished is believed to be accurate and reliable. However, users should independently evaluate the suitability and test each product selected for their own applications.