Rittal – The System.

Faster – better – everywhere.



Schwenkrahmen, klein
Swing frame, small
Cadres pivotants petit format

VX 8619.500
VX 8619.510
VX 8619.520
VX 8619.530
VX 8619.540
VX 8619.550
VX 8619.600
VX 8619.610

Montageanleitung
Assembly instructions
Notice de montage

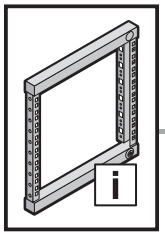

DE EN FR

Inhaltsverzeichnis
Contents
Sommaire

DE

		Seite
1.	**Sicherheitshinweise**	**3 – 6**
2.	**Gerätebeschreibung**	**7**
2.1	Lieferumfang	7
3.	**Montage**	**8 – 11**
3.1	Einbausatz für Schwenkrahmen, klein	8
3.2	Befestigung Einbausatz, am Profil	9
3.3	Befestigung Einbausatz, an System-Chassis	10
3.4	Einbau Schwenkrahmen, klein	11
4.	**Transport**	**12**

EN

		Page
1.	**Safety instructions**	**3 – 6**
2.	**Device description**	**7**
2.1	Scope of delivery	7
3.	**Assembly**	**8 – 11**
3.1	Installation kit for swing frame, small	8
3.2	Installation kit attachment, to the extrusion	9
3.3	Installation kit attachment, to the punched section with mounting flange	10
3.4	Installation of swing frame, small	11
4.	**Transport**	**12**

FR

		Page
1.	**Consignes de sécurité**	**3 – 6**
2.	**Description de l'accessoire**	**7**
2.1	Composition de la livraison	7
3.	**Montage**	**8 – 11**
3.1	Kit de montage pour cadre pivotant petit format	8
3.2	Fixation du kit de montage sur le montant	9
3.3	Fixation du kit de montage sur les rails de montage	10
3.4	Intégration du cadre pivotant petit format	11
4.	**Transport**	**12**



3 – 7
12

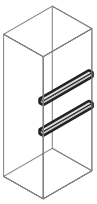

8 – 9

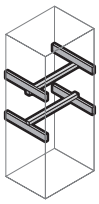

10

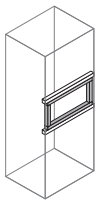

11

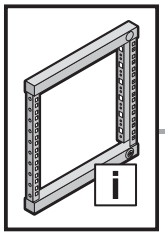

DE EN FR NL SE IT ES

1. Sicherheitshinweise
1. Safety instructions
1. Consignes de sécurité
1. Veiligheidsvoorschriften
1. Säkerhetsinstruktioner
1. Avvertenze di sicurezza
1. Advertencias de seguridad

	DE	EN	FR	NL	SE	IT	ES
	Warnung vor der Schließbewegung von mechanischen Teilen einer Maschine/Einrichtung	Warning against closing movements for mechanical parts of a machine/device	Danger dû à la fermeture de pièces mécaniques d'une machine / installation	Waarschuwing voor de sluitbeweging van mechanische onderdelen van een machine/ voorziening	Varning för stängningsrörelse på mekaniska delar i en maskin/enhet	Prestare attenzione alla chiusura delle parti meccaniche di una macchina o di un dispositivo	Atención, movimiento de cierre de componentes mecánicos en una máquina/ instalación
	Warnung vor sich bewegenden mechanischen Teilen	Warning against independently moving parts	Danger dû à des pièces mécaniques mobiles	Waarschuwing voor bewegende mechanische onderdelen	Varning för rörliga mekaniska delar	Prestare attenzione alle parti meccaniche in movimento	Atención, componentes mecánicos en movimiento
	Warnung vor spitzem Gegenstand	Caution: Sharp object	Attention aux objets pointus	Waarschuwing voor scherp gepunte voorwerpen	Varning för vassa föremål	Pericolo oggetto affilato	Advertencia de objetos puntiagudos
	Warnung vor schweren Lasten	Caution: Heavy loads	Attention aux charges lourdes	Waarschuwing voor zware belastingen	Varning för tung last	Pericolo carichi pesanti	Advertencia de cargas pesadas
	Warnung vor Hindernissen im Kopfbereich	Caution: Obstructions in head area	Attention aux obstacles au niveau de la tête	Waarschuwing voor obstakels op hoofdhoogte	Varning för hinder i huvudhöjd	Pericolo ostacolo in alto	Advertencia de obstáculos en la zona de la cabeza
	Installation durch Mechanik-Fachkraft	Installation by specialist mechanics	Installation par un mécanicien confirmé	Installatie door monteur	Ska installeras av behörig montör	L'installazione deve essere eseguita da un meccanico qualificato	Instalación a realizar por un técnico mecánico cualificado

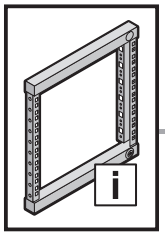

FI DK IE PL CZ BG RU

1. Turvallisuusohjeet
1. Sikkerhedsanvisninger
1. Faisnéis sábháilteachta
1. Wskazówki dotyczące bezpieczeństwa
1. Bezpečnostní pokyny
1. Инструкции за безопасност
1. Меры безопасности

	FI	DK	IE	PL	CZ	BG	RU
	Varoitus koneen/ laitteen mekaanisten osien sulkuliikkeestä	Advarsel mod lukkebevægelse af mekaniske dele i en maskine/ indretning	Rabhadh: Gluaiseacht dúnta comhpháirteanna meicníochta meaisín/gléis	Uwaga na zamykające się części mechaniczne maszyny lub urządzenia	Výstraha před rizikem úrazu ruky	Предупреждение за движение от затварящи се механични части на машина/ оборудване	Предупреждение об опасности при закрывании механических частей машины/ установки
	Varoitus liikkuvista mekaanisista osista	Advarsel mod uafhængigt bevægelige dele	Rabhadh: Comhpháirteanna meicniúla gluaisteachta	Uwaga na ruchome części mechaniczne	Výstraha; Rozmačkání	Предупреждение за движещи се механични части	Предупреждение об опасности движущихся механических частей
	Varo teräviä esineitä	Advarsel: Spidse genstande	Aire: Rud géar	Ostrzeżenie przed ostrym przedmiotem	Varování před ostrým předmětem	Предупреждение за опасност от остър предмет	Предупреждение об остром предмете
	Varo raskasta kuormaa	Advarsel: Tunge belastninger	Aire: Ualaí troma	Ostrzeżenie przed dużymi ciężarami	Varování před těžkými břemeny	Предупреждение за опасност от тежки товари	Предупреждение о тяжелых нагрузках
	Varo putoavia esineitä	Advarsel: Forhindringer i hovedhøjde	Aire: Baic i limistéar an chinn	Ostrzeżenie przed przeszkodami w pobliżu głowy	Varování před překážkami v oblasti hlavy	Предупреждение за опасност от препятствия в областта около главата	Предупреждение о препятствиях в верхней области
	Asennuksen saa suorittaa vain mekaniikka-alan ammattilainen	Skal installeres af uddannet mekaniker	Ní cheadaítear ach amháin do meicneoir cáilithe é a shuiteáil	Instalacja przez mechanika	Instalace odborným mechanikem	Монтажът се извършва от механик	Установка силами специалистов по механике

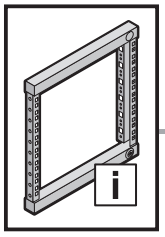

GR RO HR HU LT EE LV

1. Υποδείξεις ασφαλείας
1. Instrucțiuni de siguranță
1. Sigurnosne upute
1. Biztonsági tudnivalók
1. Saugos nurodymai
1. Ohutusteatis
1. Drošības prasības

	GR	RO	HR	HU	LT	EE	LV
	Προειδοποίηση πριν από την κίνηση κλειδώματος μηχανικών μερών μίας εγκατάστασης/ μηχανήματος	Avertizare cu privire la mișcarea de închidere a pieselor mecanice ale unei mașini/ale unui dispozitiv	Upozorenje na uklopno kretanje mehaničkih dijelova stroja/ uređaja	Gép/berendezés mechanikai részeinek zárómozgására történő figyelmeztetés	Įspėjimas dėl mašinos / įrenginio mechaninių dalių judėjimo, užsidarymo metu	Hoiatus masina/ seadme mehhaaniliste osade sulgemisliikumise eest	Uzmanieties iekārtas/mašīnas mehānisko daļu aizvēršanās laikā
	Προειδοποίηση από κινούμενα μηχανικά μέρη	Avertisment cu privire la piesele mecanice aflate în mișcare	Upozorenje na mehaničke dijelove koji su u pokretu	Mozgó mechanikai részekre történő figyelmeztetés	Įspėjimas dėl judančių mechaninių dalių	Hoiatus liikuvate mehhaaniliste osade eest	Uzmanieties no kustīgām mehāniskām daļām
	Προειδοποίηση αιχμηρού αντικειμένου	Avertizare privind obiecte ascuțite	Upozorenje na šiljati predmet	Figyelmeztetés hegyes tárgyak veszélyére	Įspėjimas apie aštrų daiktą	Hoiatus terava eseme eest	Brīdinājums par asiem priekšmetiem
	Προειδοποίηση για βαριά φορτία	Avertizare privind sarcini grele	Upozorenje na teške terete	Figyelmeztetés nehéz teherre	Įspėjimas apie sunkius krovinius	Hoiatus raskete koormate eest	Brīdinājums par lielu slodzi
	Προειδοποίηση για εμπόδια στην περιοχή της κεφαλής	Avertizare privind obstacole în zona capului	Upozorenje na zapreke u području glave	Figyelmeztetés fejmagasságban található akadályokra	Įspėjimas apie kliūtis galvos aukštyje	Hoiatus pea piirkonnas asuvate takistuste eest	Brīdinājums par šķēršļiem galvas zonā
	Εγκατάσταση από εκπαιδευμένο μηχανικό	Instalarea se va face de un mecanic calificat	Instalaciju smije provesti samo ovlašteno stručno osoblje za mehaničarske radove	A szerelést mechanikus szakembernek kell elvégeznie	Turi įrengti mechanikas	Kvalifitseeritud mehhaaniku poolne paigaldamine	Uzstādīšanu drīkst veikt tikai kvalificēts mehāniķis

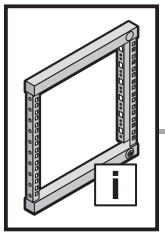

1. Varnostni napotki
1. Bezpečnostné pokyny
1. Instruções de segurança
1. Struzzjonijiet ta' prekawzjoni

	SI	SK	PT	MT
	Opozorilo pred zapiranjem mehanskih delov stroja/naprave	Dávajte pozor na zatvárací pohyb mechanických častí stroja/zariadenia	Cuidado quando as partes mecânicas de uma máquina/instalação se fecham	Twissija dwar l-għeluq ta' partijiet mekkaniċi ta' magna/tagħmir
	Opozorilo pred premikajočimi se mehanskimi deli	Dávajte pozor na pohyblivé mechanické časti	Cuidado com as partes mecânicas móveis	Twissija dwar partijiet mekkaniċi li jiċċaqilqu
	Opozorilo pred ostrim predmetom	Varovanie pred predmetom s ostrým hrotom	Cuidado com objetos pontiagudos	Twissija kontra oġġett bil-ponta
	Opozorilo pred težkimi bremeni	Varovanie pred ťažkými bremenami	Cuidado com cargas pesadas	Twissija kontra tagħbijiet tqal
	Opozorilo pred ovirami v višini glave	Varovanie pred prekážkami v priestore hlavy	Cuidado com objetos na altura da cabeça	Twissija kontra ostakoli fiż-żona prinċipali
	Namestitev lahko izvajajo samo usposobljeni strokovnjaki za mehanična dela	Inštaláciu smie vykonávať len špecializovaný mechanik	A instalação deve ser feita por um técnico mecânico especializado	Installazzjoni minn mekkaniku kwalifikat/a

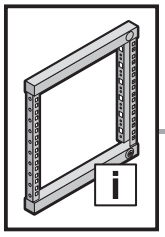

2. Gerätebeschreibung
2. Device description
2. Description de l’accessoire

2.1 Lieferumfang / 2.1 Scope of delivery / 2.1 Composition de la livraison

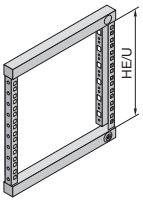

Best.-Nr. VX Model No. VX Référence VX	**8619.500**	**8619.510**	**8619.520**	**8619.530**	**8619.540**	**8619.550**
HE/U	3	6	9	12	15	18
⇩ F [N]	150 N	300 N	450 N	500 N	500 N	500 N

Einbausatz für Schwenkrahmen, klein Installation kit for swing frame, small Kit de montage pour zcadre pivotant petit format	Für Schrankbreite For enclosure width Pour largeur d'armoire	**Best.-Nr. VX Model No. VX Référence VX**
	600 mm	**8619.600**
	800 mm	**8619.610**

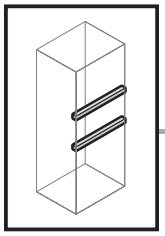

mm

3. Montage
3. Assembly
3. Montage

3.1 Einbausatz für Schwenkrahmen, klein
3.1 Installation kit for swing frame, small
3.1 Kit de montage pour cadre pivotant petit format

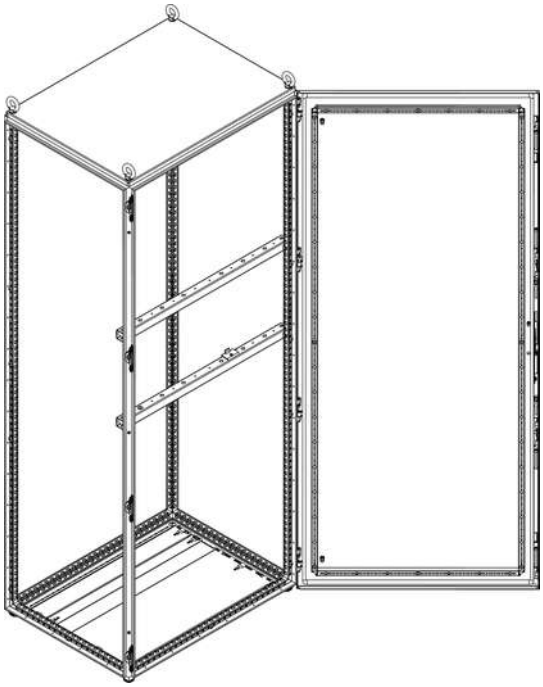



Wird zusätzlich benötigt
Also required
Accessoires indispensables

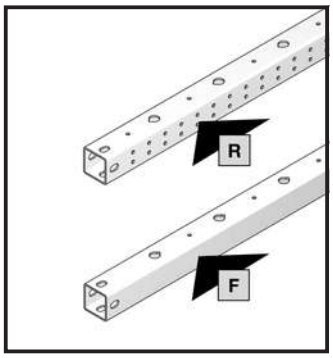

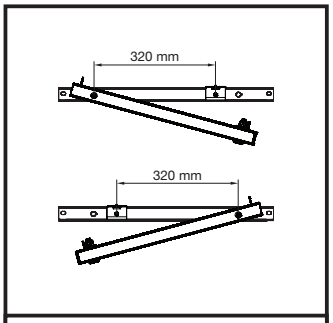

8619.600

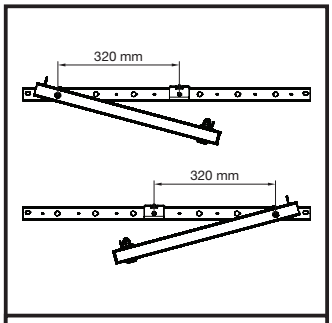

8619.610

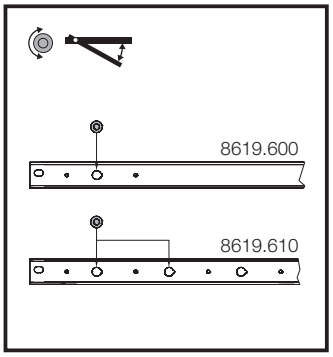

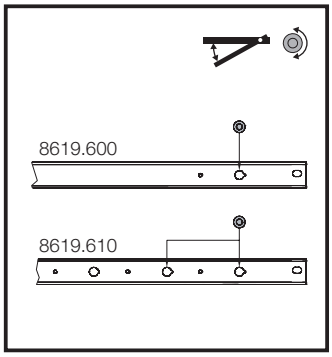

A Einbausatz für Schwenkrahmen, klein
Installation kit for swing frame, small
Kit de montage pour cadre pivotant petit format

Für Schrankbreite mm For enclosure width mm Pour largeur d'armoire mm	**Best.-Nr. VX Model No. VX Référence VX**
600	**8619.600**
800	**8619.610**

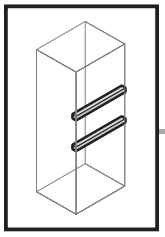

TX15

SW13

DE EN FR

3. Montage
3. Assembly
3. Montage

3.2 Befestigung Einbausatz, am Profil
3.2 Installation kit attachment, to the extrusion
3.2 Fixation du kit de montage sur le montant

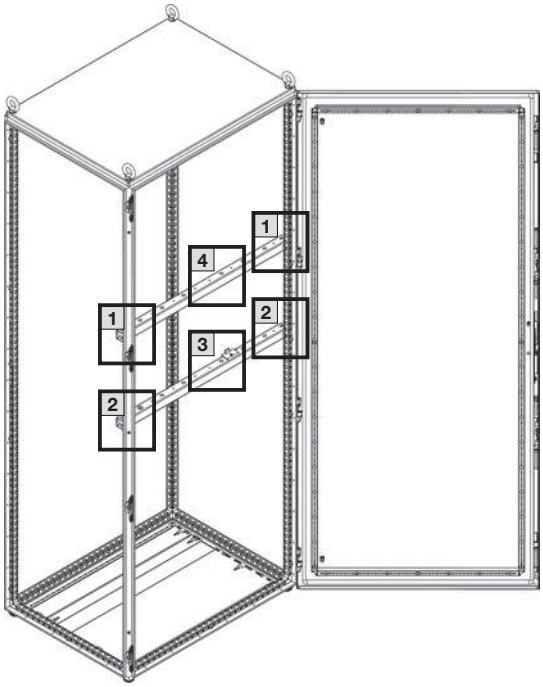

HE/U	A mm
3	250
6	400
9	525
12	650
15	800
18	925

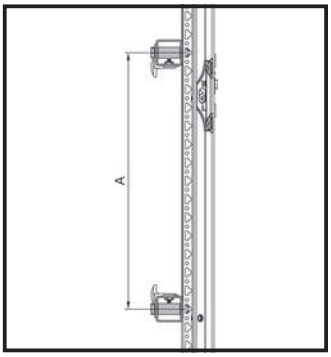

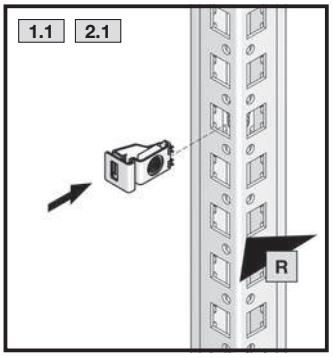

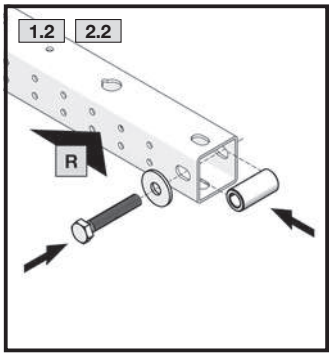

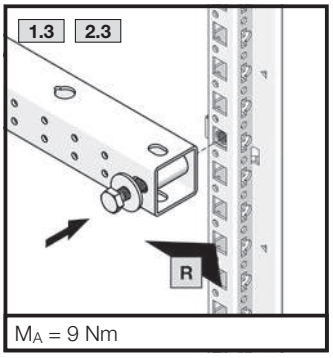

M_A = 9 Nm

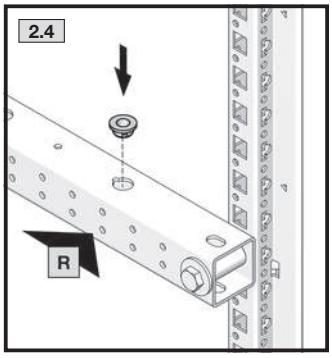

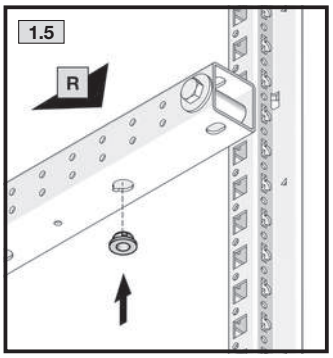

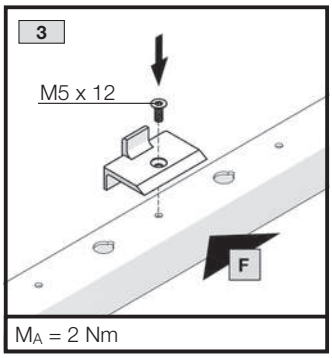

M_A = 2 Nm

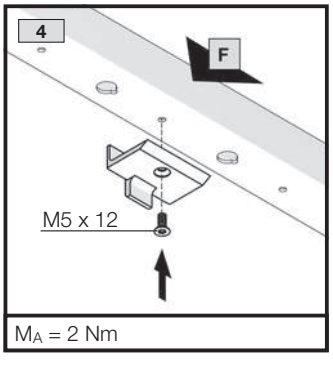

M_A = 2 Nm

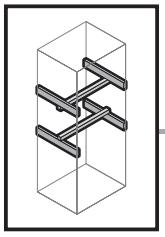

TX15/30

SW13

DE EN FR

3. Montage
3. Assembly
3. Montage

3.3 Befestigung Einbausatz, an System-Chassis
3.3 Installation kit attachment,
to the punched section with mounting flange
3.3 Fixation du kit de montage sur les rails de montage

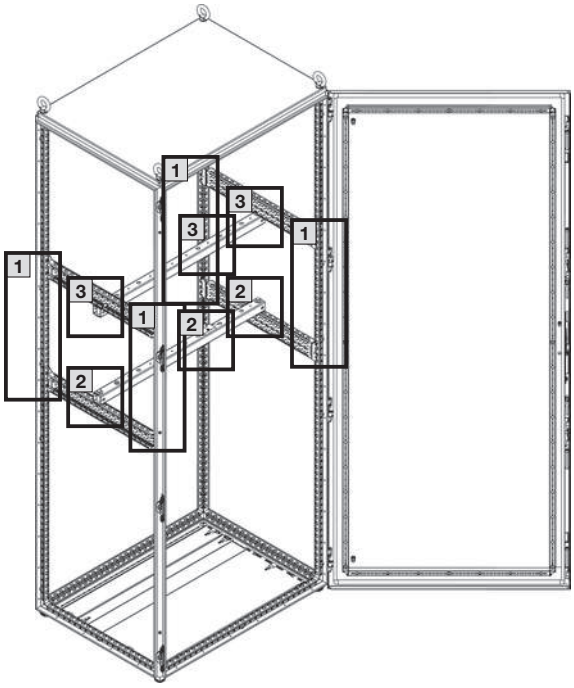

HE/U	A mm
3	350
6	500
9	625
12	750
15	900
18	1025

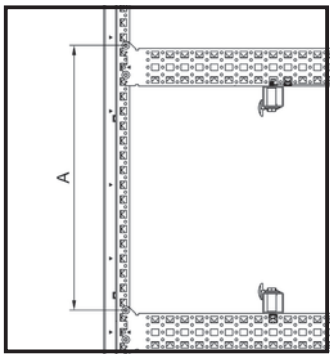

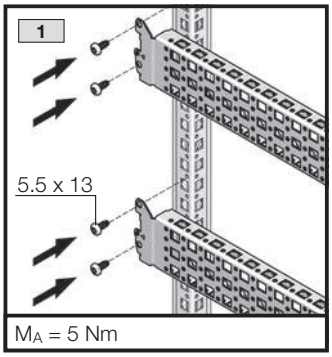

M_A = 5 Nm

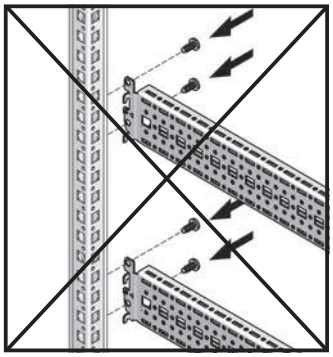

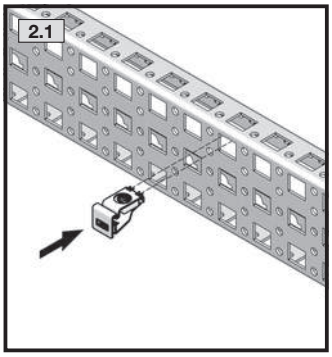

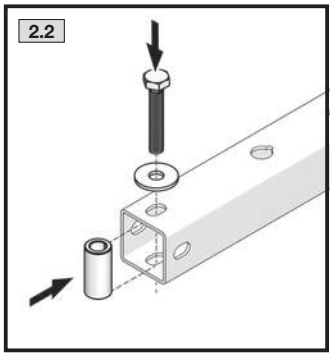

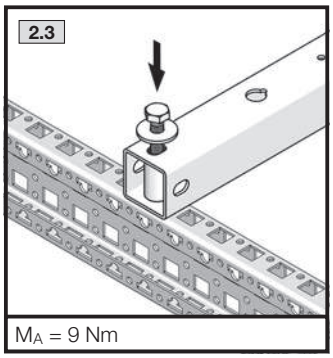

M_A = 9 Nm

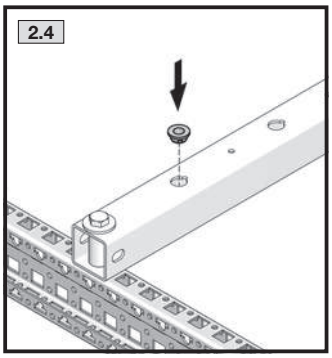

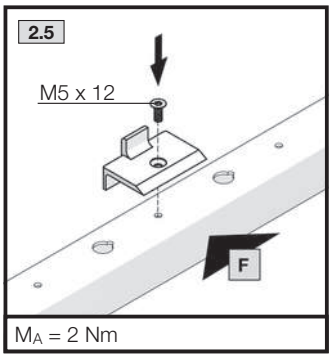

M_A = 2 Nm

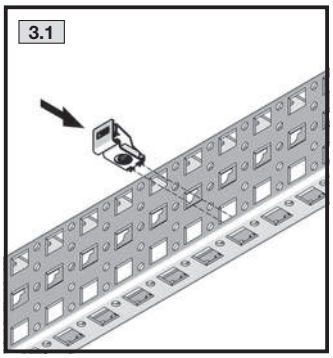

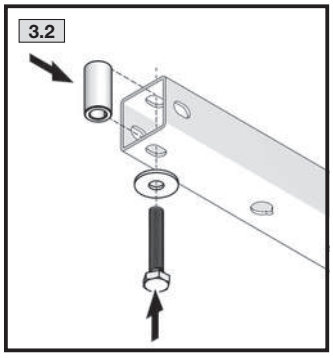

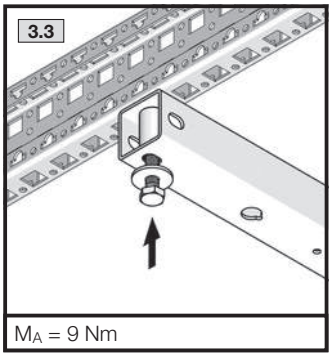

M_A = 9 Nm

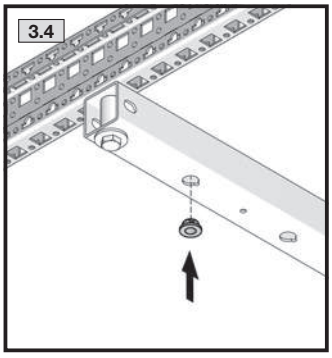

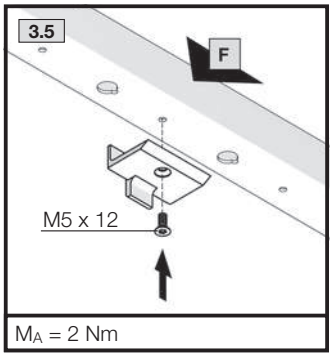

M_A = 2 Nm

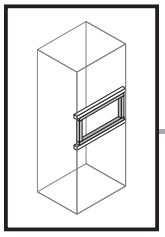

TX25

DE EN FR

3. Montage
3. Assembly
3. Montage

3.4 Einbau Schwenkrahmen, klein
3.4 Installation of swing frame, small
3.4 Intégration du cadre pivotant petit format

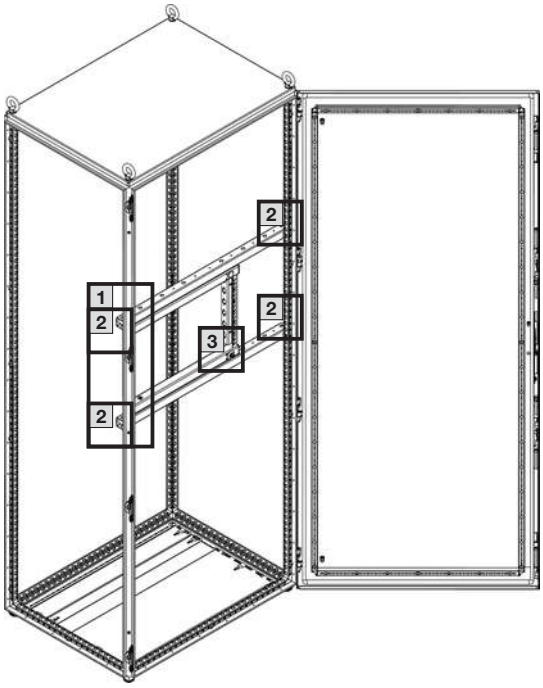

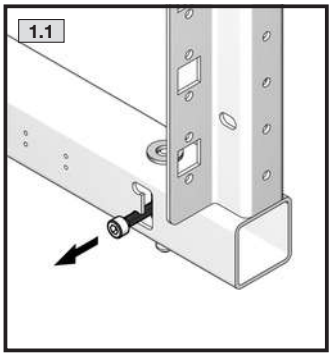

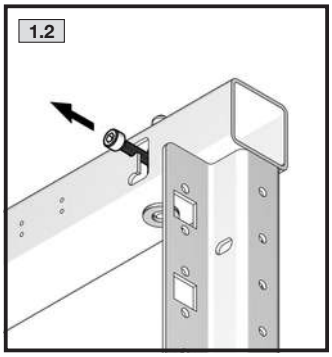

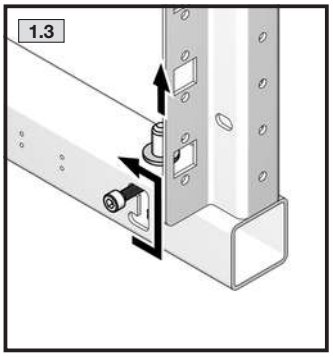

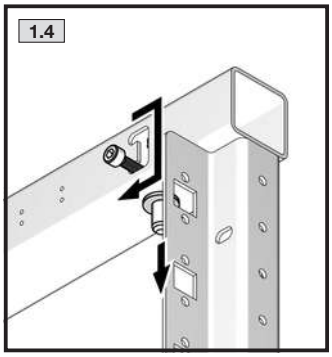

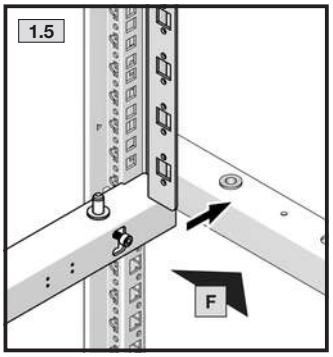

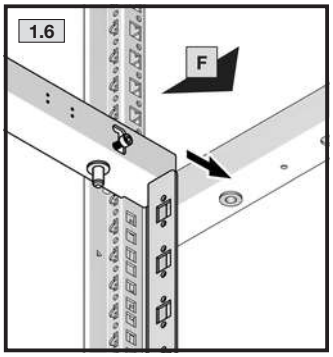

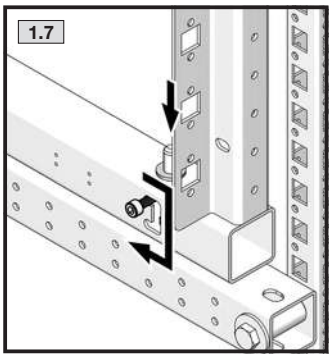

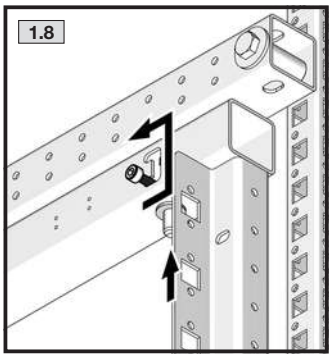

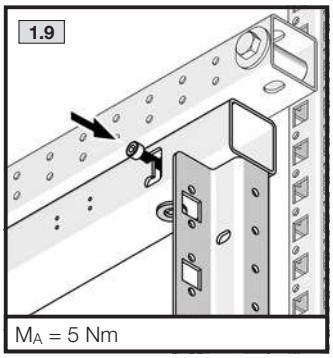

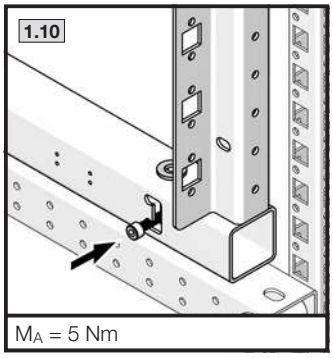

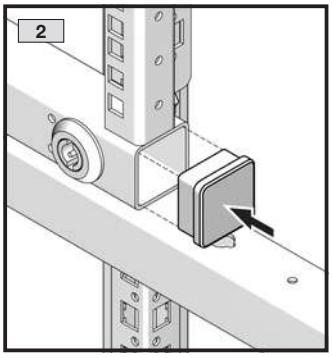

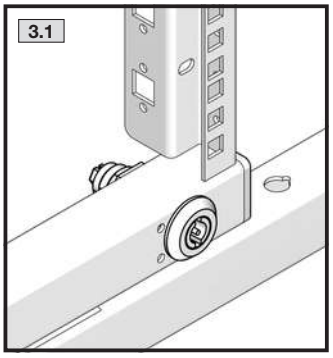

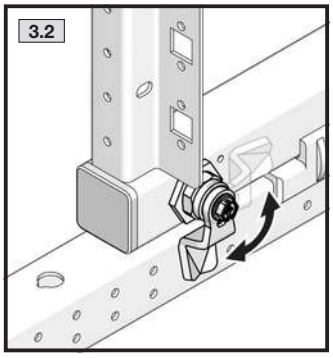

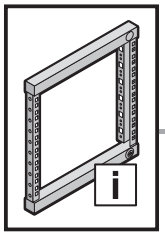

DE EN FR

4. Transport
4. Transport
4. Transport



DE

Die Gehäuse müssen während Transport, Auf- und Ausbau gegen Umkippen gesichert werden. Bei Verwendung eines Sockelsystems ist beim Transport einschließlich dem Anheben und dem Absetzen darauf zu achten, dass die Last immer auf den Sockel-Eckstücken lastet und niemals auf den Sockelblenden.

EN

Enclosures must be secured against tipping over during transportation, assembly and installation. When using a base/plinth system, during transportation (including raising and lowering), ensure that the load is supported on the base/plinth corner pieces at all times, and never on the base/plinth trim.

FR

Lors du transport, du montage et de l'équipement, les armoires doivent être sécurisées pour ne pas basculer.
Lors du transport y compris lors du levage et de la dépose des armoires avec socle, il faut veiller à ce que la charge repose toujours sur les pièces d'angle et jamais sur les plaques de socle.

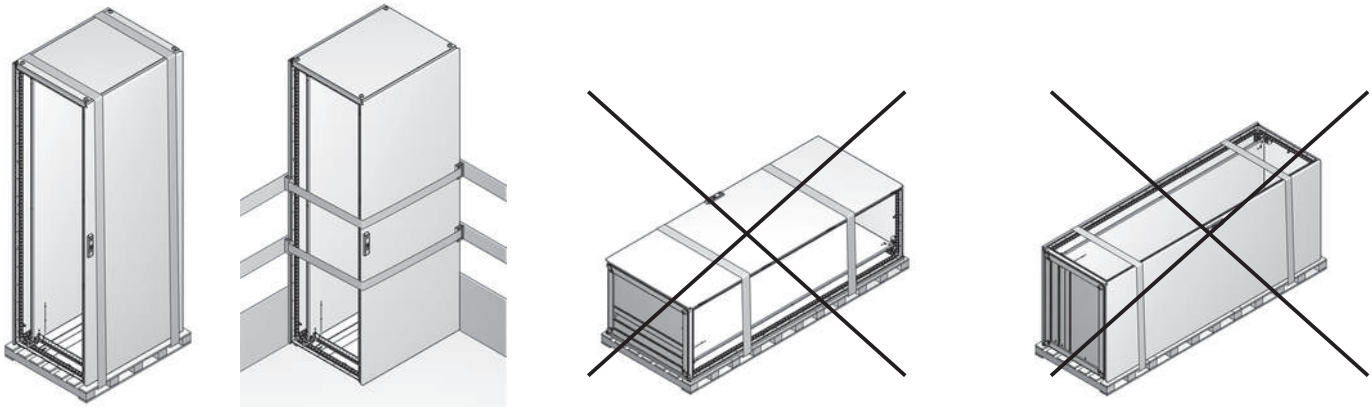

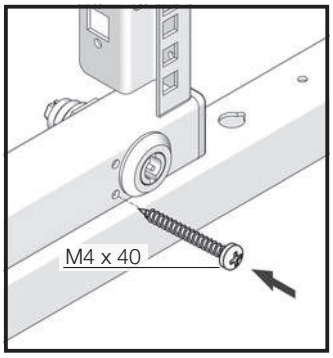

Transportsicherung
Shipping brace
Sécurité pour le transport

Bei Beschleunigung a > 1g empfohlen
For acceleration a > 1g recommended
Recommandé pour une accélération a > 1g

Rittal – The System.

Faster – better – everywhere.

- Enclosures
- Power Distribution
- Climate Control
- IT Infrastructure
- Software & Services

You can find the contact details of all
Rittal companies throughout the world here.

www.rittal.com/contact

RITTAL GmbH & Co. KG
Postfach 1662 · D-35726 Herborn
Phone +49(0)2772 505-0 · Fax +49(0)2772 505-2319
E-mail: info@rittal.de · www.rittal.com

02.2019/D-0000-0000015548REV01