TURCK
Industrial
Automation

4 and 5-Wire *eurofast*® Field Wireable Connectors, Standard with Labels

- Female Connectors
- IEC IP 67 Protection





Drawing	Part Number	Housing Specs.	Application	Pinout
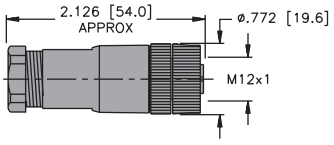	B 8141-0/LABEL	**PBT, Black** **PG 7 cable gland** **accepts 4-6 mm cable diameter** **Screw terminals** **accepts up to 18 AWG conductors** **85°C** **250 V, 4 A**	***Mates with standard key 4-pin cordsets and receptacles, color coded & numbered pins***	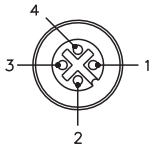
	B 8141-0/PG9/LABEL	**PBT, Black** **PG 9 cable gland** **accepts 6-8 mm cable diameter** **Screw terminals** **85°C** **250 V, 4 A**	***Mates with standard key 4-pin cordsets and receptacles, color coded & numbered pins***	
	B 8151-0/PG9/LABEL	**PBT, Black** **PG 9 cable gland,** **accepts 4-8 mm cable diameter** **Screw terminals** **accepts up to 18 AWG conductors** **85°C** **125 V, 4 A**	***Mates with standard key 5-pin cordsets and receptacles, color coded & numbered pins***	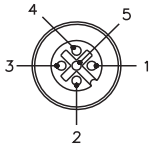
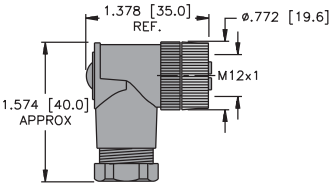	B 8241-0/LABEL	**PBT, Black** **PG 7 cable gland,** **accepts 4-6 mm cable diameter** **Screw terminals** **accepts up to 18 AWG conductors** **85°C**	***Mates with standard key 4-pin cordsets and receptacles, color coded & numbered pins***	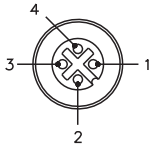
	B 8241-0/PG9/LABEL	**PBT, Black** **PG 9 cable gland** **accepts 6-8 mm cable diameter** **Screw terminals** **accepts up to 18 AWG conductors** **85°C**	***Mates with standard key 4-pin cordsets and receptacles, color coded & numbered pins***	
	B 8251-0/PG9/LABEL	**PBT, Black** **PG 9 cable gland** **accepts 4-8 mm cable diameter** **Screw terminals** **accepts up to 18 AWG conductors** **85°C** **125 V, 4 A**	***Mates with standard key 5-pin cordsets and receptacles, color coded & numbered pins***	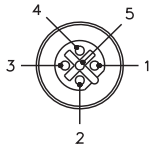

FEMALE END VIEW

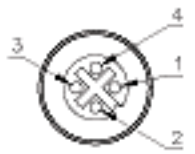

SPECIFICATIONS	
HOUSING MATERIAL/COLOR	NYLON/BLACK
CONTACT MATERIAL/PLATING	BRASS/GOLD
COUPLING NUT MATERIAL/COLOR	NYLON/BLACK
RATED CURRENT [A]	4.0 A
RATED VOLTAGE [V]	250 V
MAXIMUM WIRE SIZE	18 AWG
CABLE GRIP RANGE	4–6mm
TEMPERATURE RATING	–25°C to +85°C (–13°F to +185°F)
PROTECTION CLASS	IEC IP67
TERMINATION TYPE	SCREW TERMINAL

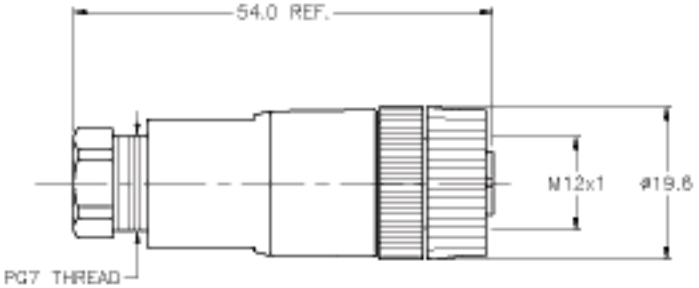

DETAIL "A"

WIRE SIDE VIEW
OF CONTACT HOLDER
TO SHOW LABEL DETAILS

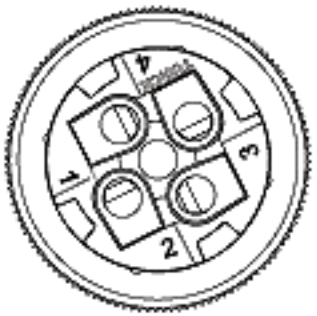

(SCALE 2:1)

LABEL DETAIL

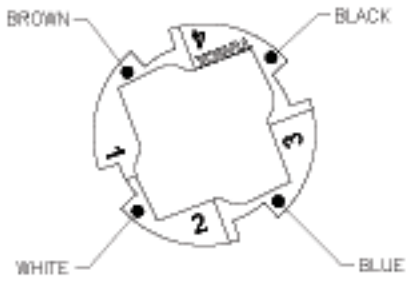

(CONTACT HOLDER
REMOVED)

SOURCE DRAWING – FOR REFERENCE ONLY

RELATED DOCUMENTS 1. 2. 3. 4.	3RD ANGLE PROJECTION	THIS DRAWING IS PROPERTY OF TURCK INC. USE OF THIS DOCUMENT WITHOUT WRITTEN PERMISSION IS PROHIBITED.	TURCK INC *High Technology Sensors and Automation Controls*		
MATERIAL SEE SPECIFICATIONS	TOLERANCES UNLESS OTHERWISE SPECIFIED 0.5 TO 6 ±0.1 6 TO 30 ±0.2 30 TO 200 ±0.3 OVER 200 ±0.4 ANGLES ±1°	DRFT RDS DSGN	DATE 02/11/08 SCALE 1=1.0	DESCRIPTION B 8141-0/LABEL	
FINISH SEE SPECIFICATIONS		UNIT OF MEASUREMENT **MILLIMETERS** DO NOT SCALE THIS DRAWING		IDENTIFICATION NO. U2-12959	REV A
				FILE: U2-12959	SHEET 1 OF 1

REV	DESCRIPTION	BY	DATE	ECO NO.
A	DRAWING RELEASE	GAR	02/22/08	