THE INFORMATION CONTAINED IN THIS DRAWING IS THE SOLE PROPERTY OF L-COM, INC. ANY REPRODUCTION IN PART OR WHOLE WITHOUT THE WRITTEN PERMISSION OF L-COM, INC. IS PROHIBITED.

| REVISIONS | | | |
|---|---|---|---|
| REV | DESCRIPTION | DATE | APPROVED |
| A | INITIAL RELEASE | 2/21/14 | D.GRIFFIN |




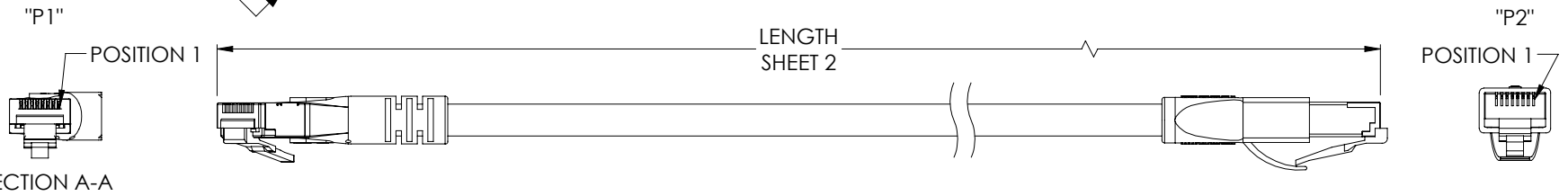


SECTION A-A

2X RJ45 SHIELDED MODULAR PLUG
GOLD PLATED CONTACTS
(8X8)

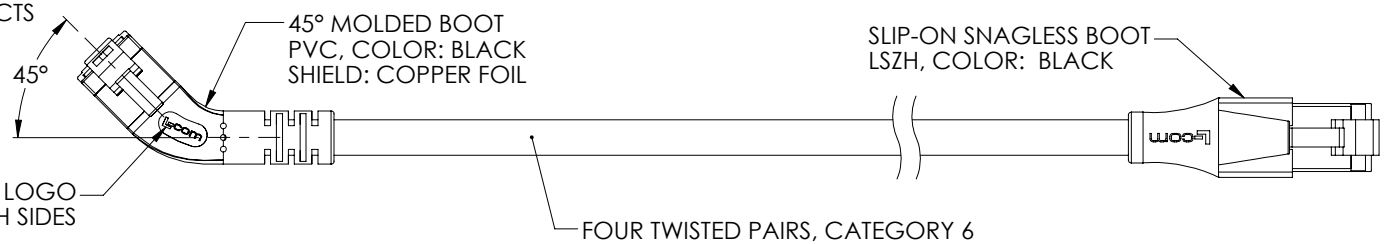


**WIRING MAP**

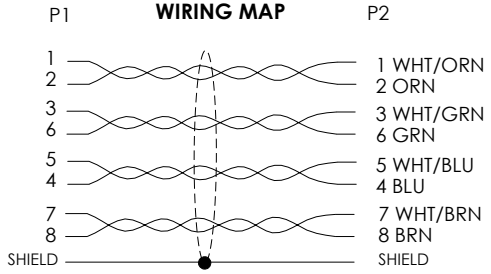


**NOTES:**

1. PLUG CONFORMS TO TIA-1096.
2. CABLE ASSEMBLY SHALL BE TESTED FOR CONTINUITY.
3. CABLE ASSEMBLY SHALL BE INDIVIDUALLY PACKAGED IN ACCORDANCE WITH L-COM PACKAGING SPECIFICATION PS-0031.

**REGULATORY COMPLIANCE:**
CE2011/65/EU(RoHS DIRECTIVE)

UNLESS OTHERWISE SPECIFIED,
DIMENSIONS ARE IN INCHES [mm]
OVERALL CABLE LENGTH TOLERANCE:
≤12 [305] = +1 [25] / -0
>12 [305] ≤60 [1524] = +2 [51] / -0
>60 [1524] ≤120 [3048] = +4 [102] / -0
>120 [3048] ≤300 [7620] = +6 [152] / -0
>300 [7620] = +5% / -0%
ALL OTHER DIMENSIONAL TOLERANCES:
.X = ± .2 [5.08]
.XX = ± .02 [.51]
.XXX = ±.005 [.13]
PROJECTION

| APPROVALS | DATE |
|---|---|
| DRAWN BY D. DESJARDIN | 10/15/13 |
| CHECKED BY D. FRISIELLO | 2/12/14 |
| APPROVED BY D. GALLAGHER | 2/20/14 |

CONFIGURATION DETAILS OF UNDIMENSIONED FEATURES MAY VARY

COLOR VARIATIONS MAY OCCUR

L-COM Global Connectivity
45 BEECHWOOD DRIVE
NORTH ANDOVER, MA
01845

CATEGORY
TELECOM/MODULAR

PRODUCT DESCRIPTION
C6 PVC FTP 45DEG L

| SIZE | FSCM NO. | DWG. NO. | REV. |
|---|---|---|---|
| A | 43321 | TRD645LS | A |

SCALE: NONE | CAD FILE: TRD645LS.SLDDRW | SHEET 1 OF 2

THE INFORMATION CONTAINED IN THIS DRAWING IS THE SOLE PROPERTY OF L-COM, INC. ANY REPRODUCTION IN PART OR WHOLE WITHOUT THE WRITTEN PERMISSION OF L-COM, INC. IS PROHIBITED.

| PART NUMBER | COLOR | LENGTH FEET [METERS] | | PART NUMBER | COLOR | LENGTH FEET [METERS] |
|---|---|---|---|---|---|---|
| TRD645LSBLK-1 | BLACK | 1.0 [0.30] | | TRD645LSRED-1 | RED | 1.0 [0.30] |
| TRD645LSBLK-3 | BLACK | 3.0 [0.91] | | TRD645LSRED-3 | RED | 3.0 [0.91] |
| TRD645LSBLK-5 | BLACK | 5.0 [1.52] | | TRD645LSRED-5 | RED | 5.0 [1.52] |
| TRD645LSBLK-7 | BLACK | 7.0 [2.13] | | TRD645LSRED-7 | RED | 7.0 [2.13] |
| TRD645LSBLK-10 | BLACK | 10.0 [3.05] | | TRD645LSRED-10 | RED | 10.0 [3.05] |
| | | | | | | |
| TRD645LSBLU-1 | BLUE | 1.0 [0.30] | | TRD645LSGRY-1 | GRAY | 1.0 [0.30] |
| TRD645LSBLU-3 | BLUE | 3.0 [0.91] | | TRD645LSGRY-3 | GRAY | 3.0 [0.91] |
| TRD645LSBLU-5 | BLUE | 5.0 [1.52] | | TRD645LSGRY-5 | GRAY | 5.0 [1.52] |
| TRD645LSBLU-7 | BLUE | 7.0 [2.13] | | TRD645LSGRY-7 | GRAY | 7.0 [2.13] |
| TRD645LSBLU-10 | BLUE | 10.0 [3.05] | | TRD645LSGRY-10 | GRAY | 10.0 [3.05] |

L-COM Global Connectivity
45 BEECHWOOD DRIVE
NORTH ANDOVER, MA
01845

CATEGORY
TELECOM/MODULAR

PRODUCT DESCRIPTION
C6 PVC FTP 45DEG L

| SIZE | FSCM NO. | DWG. NO. | REV. |
|---|---|---|---|
| A | 43321 | TRD645LS | A |

SCALE: NONE | CAD FILE: TRD645LS.SLDDRW | SHEET 2 OF 2