A3 Series

ILLUMINATED PUSHBUTTON SWITCHES

Panel cut-out Ø30mm Metal Flush Mounting Bezel

Data Sheet

A pushbutton assembly requires:
screen + LED + operator + switchblock
To order these elements, select desired model numbers from the table below.
Example: IP65 flush mounting round pushbutton, maintained function, start screen, double pole switch block and 12v red LED
= A3PFA1X203J1

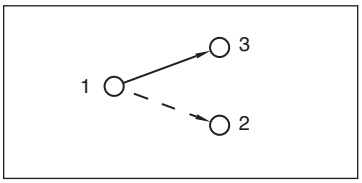



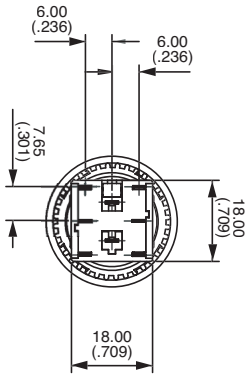

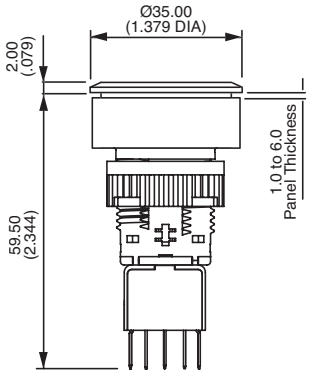

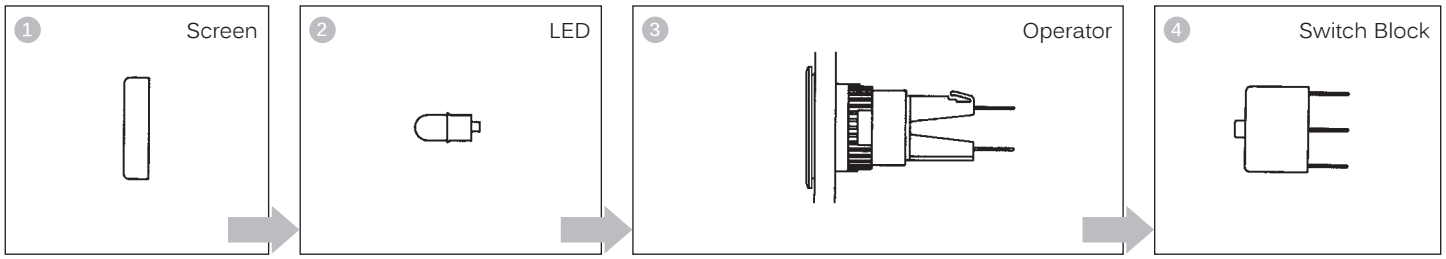

A3

Switch Type	Bezel	Illumination	Sealing	Function	Switch Block	Bulb
P - pushbutton	F - flush	A - illuminated	1 - sealed IP65	X - latching Y - momentary	2 - double pole	J1 - Led 12v red J2 - Led 12v green J3 - Led 12v amber J4 - Led 12v blue J5 - Led 12v white K1 - Led 24v red K2 - Led 24v green K3 - Led 24v amber K4 - Led 24v blue K5 - Led 24v white



01 - blank
illuminated ring only

03 - start

06 - stop

10 - power

16 - standby

For other screen engraving options contact APEM Components. Max. panel thickness 8mm.

AX147R1A-RS