030, X30 - SUPER X
3/2, 5/2 Air Pilot Operated Spool Valves

- Port size: G1/8 & G1/4
- Two pilot pressure options
- Light weight corrosion resistant materials
- Priority pilot option



Technical features

Medium:
Compressed air, filtered, lubricated or non-lubricated

Operation:
Spool Valve

Mounting:
Through-holes in valve body It is recommend that valves should be mounted with the axis of the spool horizontal.

Port sizes:
G1/8 & G1/4

Operating Pressure:
Maximum 10 bar.

Ambient/Media temperature:
0 ... +80°C (+32 ... +176°F)
Air supply must be dry enough to avoid ice formation at temperatures below +2°C (+35°F).

Materials:
Body material: PA6 or Zinc die casting
End cover: Aluminium or glass filled nylon
Seals: NBR

Flow Characteristics

Size	Function	l/min	Cv	Kv
G1/8	3/2,5/2	335	0,34	0,295
G1/4	3/2,5/2	965	0,98	0,853

Our policy is one of continued research and development. We therefore reserve the right to amend, without notice, the specifications given in this document. (1998 - 5063b) © 2024 Norgren Ltd.

3/2 Air pilot actuated valves

Symbol	Port size	Function	Actuation	Body Material	Operating pressure (bar)	Pilot pressure	Weight (Kg)	Drawing No.	Model
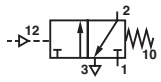	G1/8	3/2 NC	Pilot - Spring	PA6	-0.93 ... 10	2 ... 10 bar	0.19	2	03041302
	G1/8	3/2 NC	Pilot - Spring	Zinc	-0.93 ... 10	2 ... 10 bar	0.21	2	03M41302
	G1/8	3/2 NC	Pilot - Spring	PA6	-0.93 ... 10	4 ... 10 bar	0.19	2	03040102
	G1/8	3/2 NC	Pilot - Spring	Zinc	-0.93 ... 10	4 ... 10 bar	0.21	2	03M40102
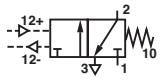	G1/8	3/2 NC	Pressure or Vacuum - Spring	PA6	-0.93 ... 10	0.3 ... 2 or 0.4 Vac (min)	0.33	3	03037002
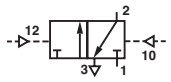	G1/8	3/2 NC	Pilot - Pilot	Zinc	-0.93 ... 10	2 ... 10 bar	0.22	1	03040702
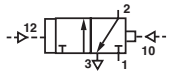	G1/8	3/2 NC	Pressure Priority - Pilot	Zinc	-0.93 ... 10	2 ... 10 bar	0.25	5	03041202
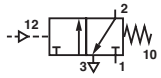	G1/4	3/2 NC	Pilot - Spring	Zinc	-0.93 ... 10	2 ... 10 bar	0.42	7	03060102
	G1/4	3/2 NC	Pilot - Spring	Zinc	-0.93 ... 10	4 ... 10 bar	0.42	7	03061302
	M14 x 1.5	3/2 NC	Pilot - Spring	Zinc	-0.93 ... 10	2 ... 10 bar	0.42	7	030601M2
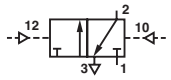	G1/4	3/2 NC	Pilot - Pilot	Zinc	-0.93 ... 10	2 ... 10 bar	0.42	9	03060702
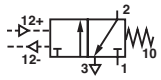	G1/4	3/2 NC	Pilot Priority - Pilot	Zinc	-0.93 ... 10	2 ... 10 bar	0.42	9	03061202

5/2 Air pilot actuated valves

Symbol	Port size	Function	Actuation	Operating pressure (bar)	Pilot pressure	Weight (Kg)	Drawing No.	Model *1)
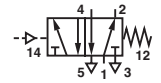	G1/8	5/2	Pilot - Spring	-0.93 ... 10	3 ... 10	0.30	10	X3044102
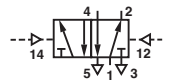	G1/8	5/2	Pilot - Pilot	-0.93 ... 10	2 ... 10 bar	0.35	11	X3044702
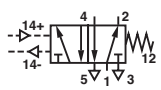	G1/8	5/2	Pressure or Vacuum - Spring	-0.93 ... 10	0.3 ... 2 or 0.4 Vac (min)	0.55	12	X3039002
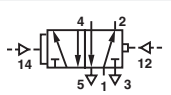	G1/8	5/2	Pressure Priority - Pilot	-0.93 ... 10	3 ... 10	0.33	13	X3045202
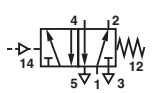	G1/4	5/2	Pilot - Spring	-0.93 ... 10	3 ... 10	0.50	14	X3064102
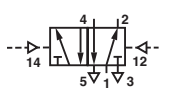	G1/4	5/2	Pilot - Pilot	-0.93 ... 10	3 ... 10	0.57	15	X3064702
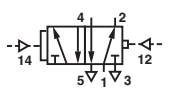	G1/4	5/2	Pilot Priority - Pilot	-0.93 ... 10	3 ... 10	0.57	16	X3065202

Seal Kit

3/2 air pilot actuated valves	Port Size	Seal Kit
0304....	G1/8	03844702
03037002	G1/8	03837002
0306....	G1/4	03861202

Seal Kit

5/2 air pilot actuated valves	Port Size	Seal Kit
X304....	G1/8	03844702
X3039002	G1/8	03837002
0306....	G1/4	03861202

Our policy is one of continued research and development. We therefore reserve the right to amend, without notice, the specifications given in this document. (1998 - 5063b) © 2024 Norgren Ltd.

G1/8 03041302 Model
3/2 Single Pilot Valve

1

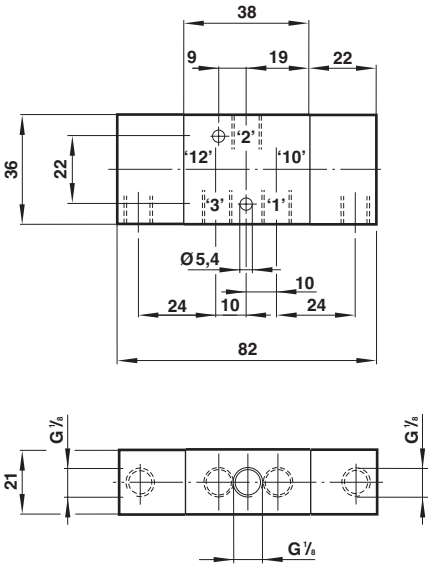

G1/8 03040102 Model
3/2 Single Pilot Valve

Dimensions in mm
Projection/First angle

2

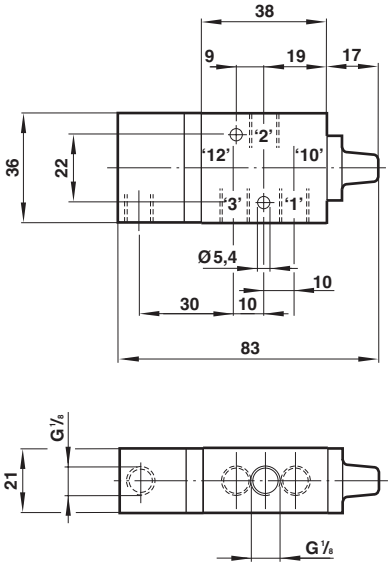

Our policy is one of continued research and development. We therefore reserve the right to amend, without notice, the specifications given in this document. (1998 - 5063b) © 2024 Norgren Ltd.

G1/8 03037002 Model
3/2 Single Diaphragm Pilot Valve

3

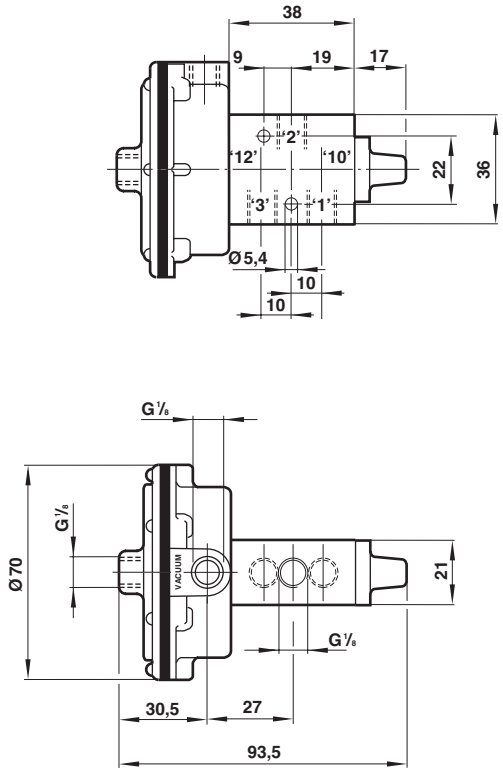

G1/8 03040702 Model
3/2 Double Pilot Valve

Dimensions in mm
Projection/First angle

4

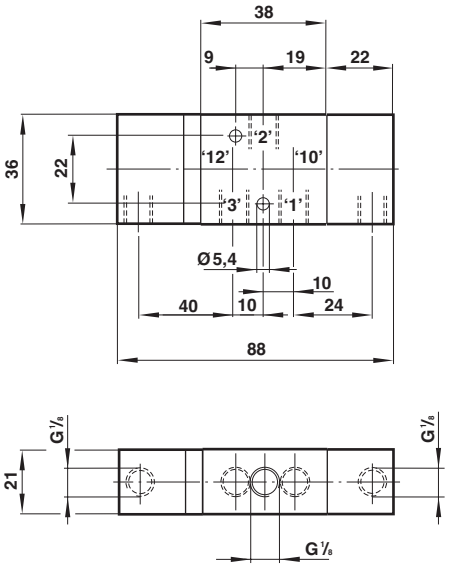

G1/8 03041202 Model
3/2 Pilot Priority Valve

5

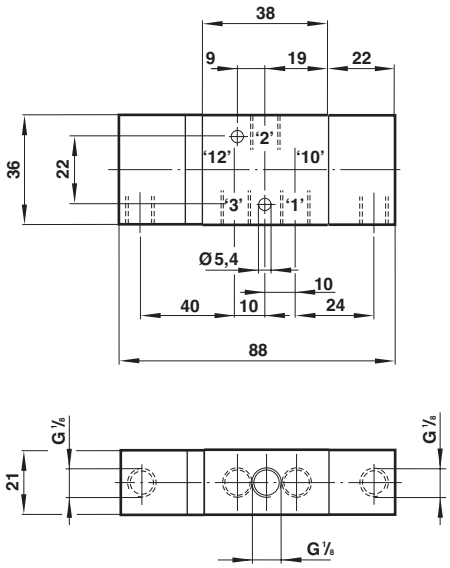

G1/4 03060102 & 03061302 Models
3/2 Single Pilot Valves

6

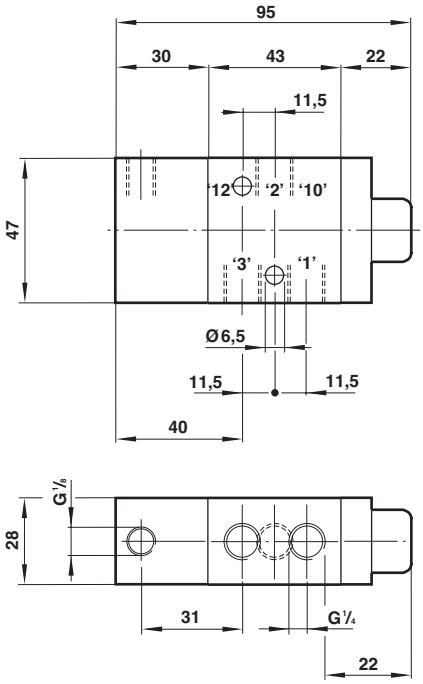

Our policy is one of continued research and development. We therefore reserve the right to amend, without notice, the specifications given in this document. (1998 - 5063b) © 2024 Norgren Ltd.

M14 x 1.5 030601M2 Model
3/2 Pilot

7

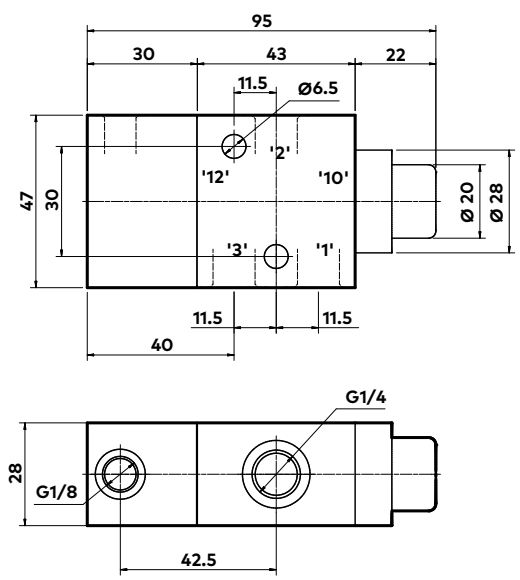

1 2 holes Ø 6.5
2 1 - port M10 x 1.0
3 3 - ports M14 x 1.5 (parallel)

G1/4 03060702 Model
3/2 Pilot Priority Valve

Dimensions in mm
Projection/First angle

8

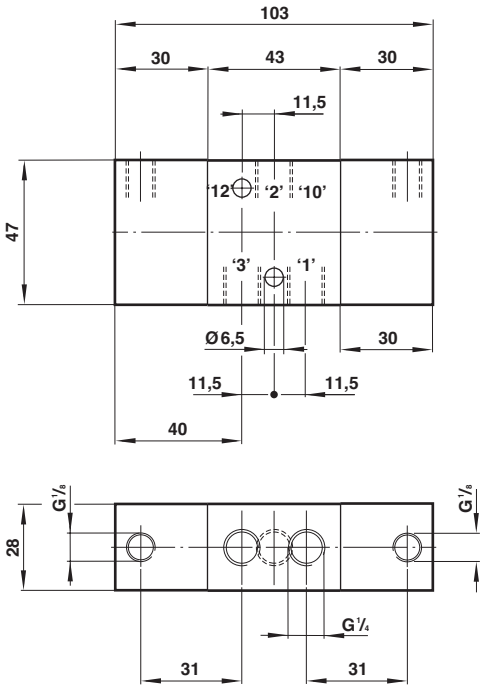

G1/4 03061202 Model
3/2 Double Pilot Valve

9

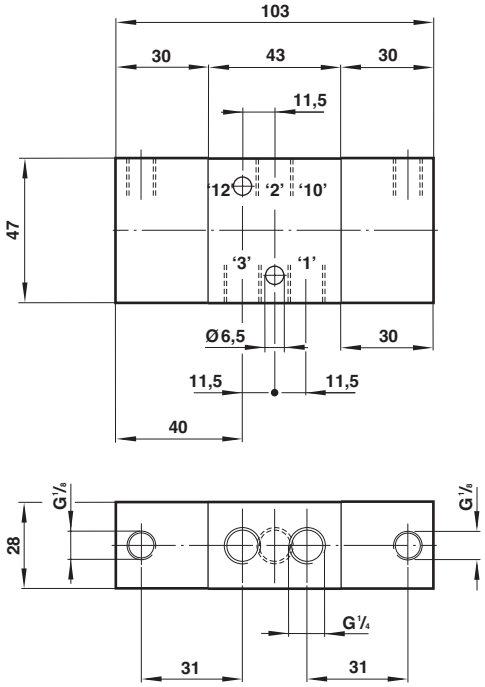

G1/8 X3044102 Model
5/2 Single Pilot Valve

10

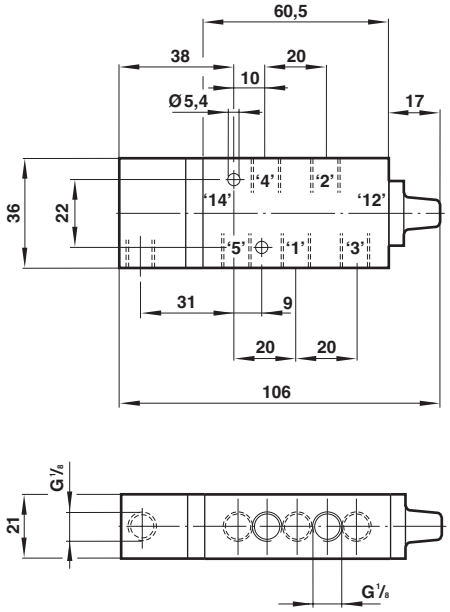

Our policy is one of continued research and development. We therefore reserve the right to amend, without notice, the specifications given in this document. (1998 - 5063b) © 2024 Norgren Ltd.

G1/8 X3044702 Model
5/2 Double Pilot Valve

(11)

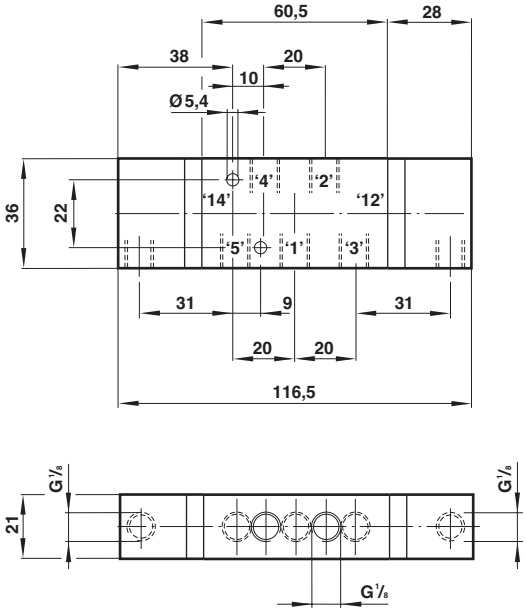

G1/8 X3039002 Mode
5/2 Single Diaphragm Pilot Valve

Dimensions in mm
Projection/First angle

(12)

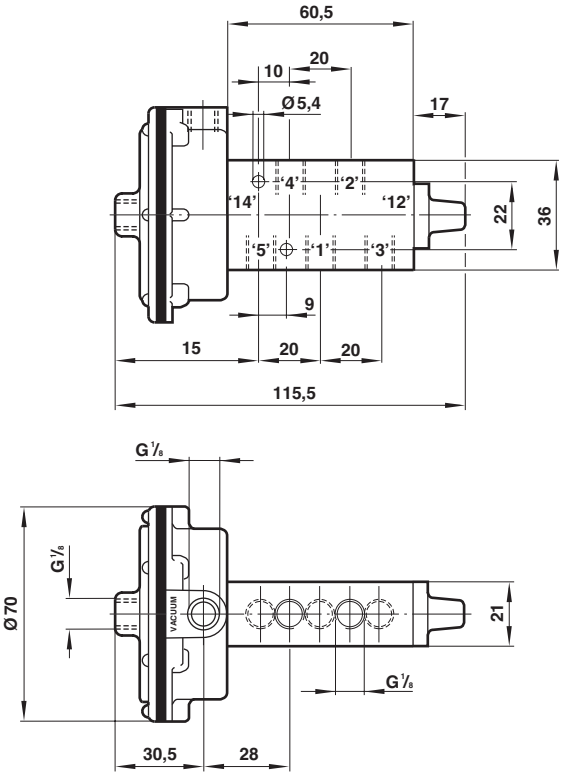

G1/8 X3045202 Model
5/2 Pilot Priority Valve

(13)

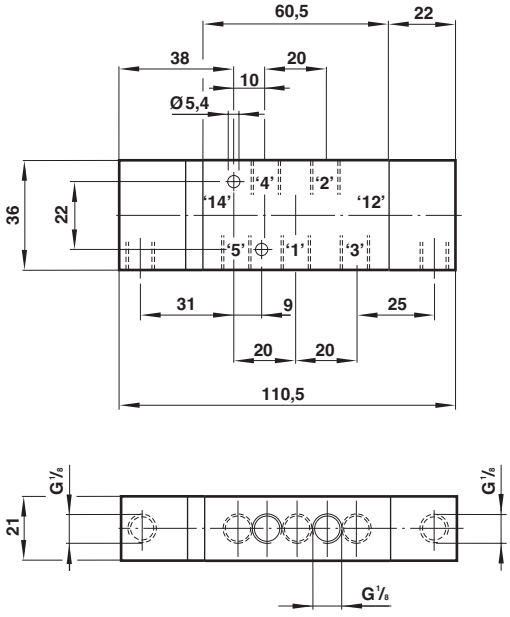

G1/4 X3064102 Model
5/2 Single Pilot Valve

(14)

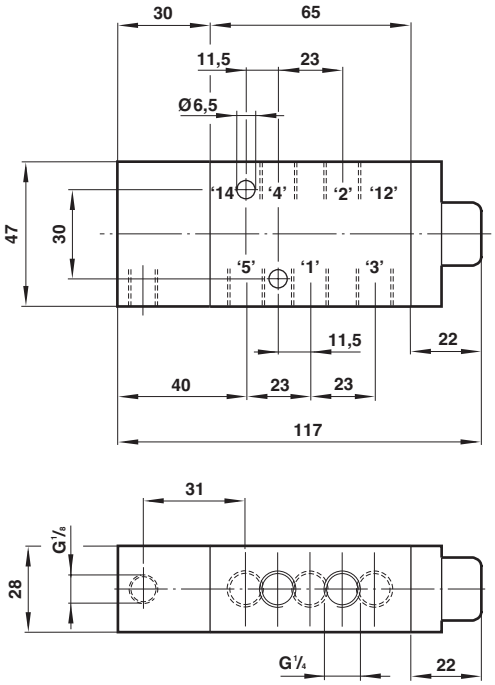

Our policy is one of continued research and development. We therefore reserve the right to amend, without notice, the specifications given in this document. (1998 - 5063b) © 2024 Norgren Ltd.

G1/4 X3064702 Model
5/2 Double Pilot Valve

Dimensions in mm
Projection/First angle

15

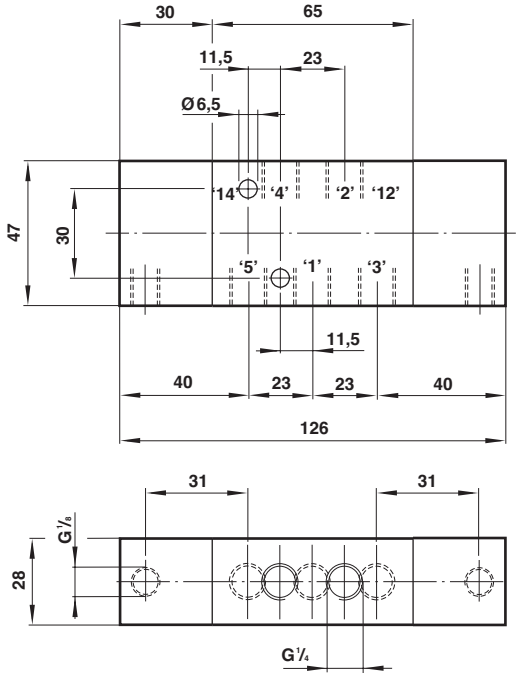

G1/4 X3065202 Model
5/2 Pilot Priority Valve

16

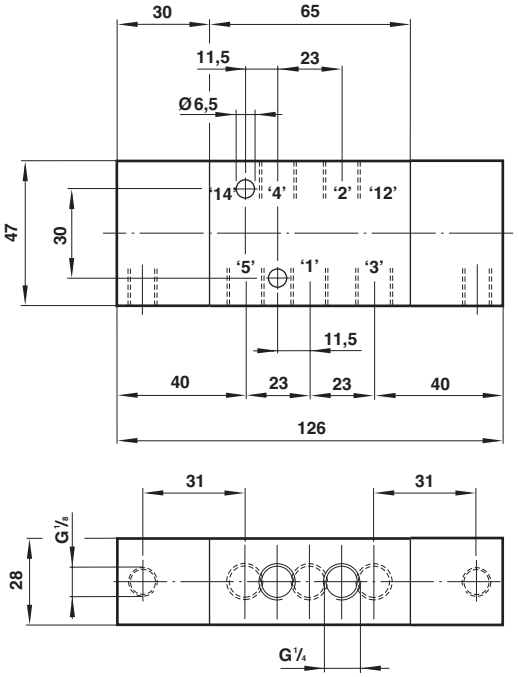

Warning

These products are intended for use in industrial compressed air systems only. Do not use these products where pressures and temperatures can exceed those listed under **»Technical features/ data«.**

Before using these products with fluids other than those specified, for non-industrial applications, life-support systems or other applications not within published specifications, consult Norgren.

Through misuse, age, or malfunction, components used in fluid power systems can fail in various modes.

The system designer is warned to consider the failure modes of all component parts used in fluid power systems and to provide adequate safeguards to prevent personal injury or damage to equipment in the event of such failure.

System designers must provide a warning to end users in the system instructional manual if protection against a failure mode cannot be adequately provided.

System designers and end users are cautioned to review specific warnings found in instruction sheets packed and shipped with these products.

Our policy is one of continued research and development. We therefore reserve the right to amend, without notice, the specifications given in this document. (1998 - 5063b) © 2024 Norgren Ltd.