OMF 63

Surface Mount Fuse, 7.4 x 3.1 mm, Quick-Acting F, 63 VAC, 63 VDC



OMF 63

UL 248-14 · 63 VAC · 63 VDC · Quick-Acting F

Description
- Directly solderable on printed circuit boards

Standards
- UL 248-14
- CSA C22.2 no. 248.14

Approvals
- UL File Number: E41599

References
Packaging Details
Corresponding Fuseholder OMH 125
Assembled Fuseholder OMK 63
Fuse Kit Fuse Kit OMF

Weblinks
pdf-datasheet, html-datasheet, General Product Information, Approvals, CE declaration of conformity, RoHS, CHINA-RoHS, REACH, e-Shop, SCHURTER-Stock-Check, Distributor-Stock-Check, Detailed request for product

Technical Data

Rated Voltage	63 VAC, 63 VDC
Rated current	0.063 - 10 A
Breaking Capacity	50 A
Characteristic	Quick-Acting F
Mounting	PCB,SMT
Admissible Ambient Air Temp.	-40 °C to 125 °C
Climatic Category	40/85/21 acc. to IEC 60068-1
Material: Housing	Thermoplastic, UL 94V-0
Material: Terminals	Tin-Plated Copper Alloy
Unit Weight	0.1 g
Storage Conditions	0 °C to 60 °C, max. 70% r.h.
Product Marking	⊟, Type, Rated current, Approvals

Soldering Methods	Reflow, Wave
Solderability	245 °C / 3 sec acc. to IEC 60068-2-58, Test Td
Resistance to Soldering Heat	260 +0/-5 °C / 40 sec acc. to IPC/JEDEC J-STD-020D, Level 1
Current Carrying Capacity	acc. to EIA/IS-722, Test 4.3.3
Terminal Strength	MIL-STD-202, Method 211A (Deflection of board 1 mm for 1 minute)
Case Resistance	acc. to EIA/IS-722, Test 4.7 >100 MΩ (between leeds and body)
Mechanical Shock	MIL-STD-202, Method 213B (Shock 50g, half sine wave, 11 ms)
Vibration, High Frequency	MIL-STD-202, Method 204D Shock 20 gn, 20 min, 10-2 kHz, 12 cyc.
Flammability	min. UL 94V-1 (acc. to EIA/IS-722, Test 4.12)

Dimension

7.4 mm

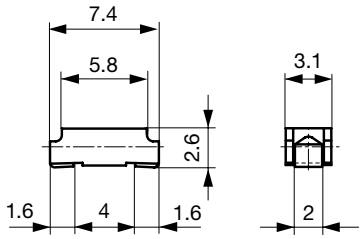

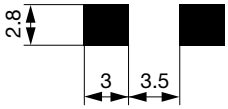

Soldering pads

Pre-Arcing Time

Rated Current In	1.0 x In min.	2.0 x In max.	4.0 x In max.
0.063 A - 5 A	4 h	1 s	10 ms
6.3 A - 8 A	4 h	5 s	50 ms
10 A	4 h	20 s	60 ms

Time-Current-Curves

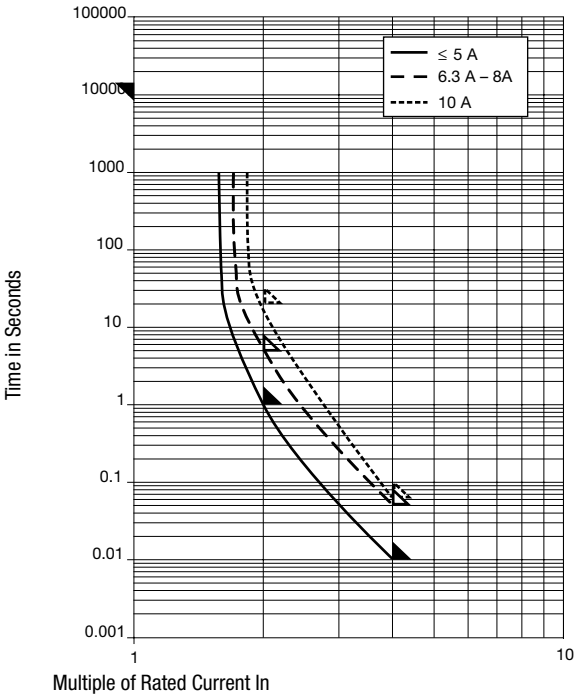

All Variants

Rated Current [A]	Rated Voltage [VAC]	Rated Voltage [VDC]	Breaking Capacity	Voltage Drop 1.0 In typ. [mV]	Power Dissipation 1.0 I_n typ. [mW]	Melting I^2t 4.0 In typ. [A^2s]	cULus	Order Number	
0.063	63	63	1)	2550	160	0.00011	●	3402.0003.xx	
0.1	63	63	1)	1770	180	0.00067	●	3402.0004.xx	
0.125	63	63	1)	1770	220	0.0011	●	3402.0049.xx	
0.16	63	63	1)	1770	270	0.0018	●	3402.0005.xx	
0.25	63	63	1)	990	250	0.0058	●	3402.0006.xx	
0.35	63	63	1)	990	350	0.0076	●	3402.0043.xx	
0.375	63	63	1)	990	370	0.013	●	3402.0044.xx	
0.4	63	63	1)	960	380	0.016	●	3402.0007.xx	
0.5	63	63	1)	350	180	0.01	●	3402.0045.xx	
0.63	63	63	1)	290	180	0.02	●	3402.0008.xx	
0.75	63	63	1)	260	200	0.031	●	3402.0046.xx	
1	63	63	1)	220	220	0.078	●	3402.0009.xx	
1.25	63	63	1)	220	280	0.14	●	3402.0010.xx	
1.5	63	63	1)	200	300	0.24	●	3402.0047.xx	
1.6	63	63	1)	200	320	0.27	●	3402.0011.xx	
2	63	63	1)	200	400	0.44	●	3402.0012.xx	
2.5	63	63	1)	190	480	0.97	●	3402.0013.xx	
3	63	63	1)	190	570	1.3	●	3402.0014.xx	
3.15	63	63	1)	190	600	1.2	●	3402.0048.xx	
3.5	63	63	1)	140	490	1.6	●	3402.0015.xx	
4	63	63	1)	140	560	2.1	●	3402.0016.xx	

Rated Current [A]	Rated Voltage [VAC]	Rated Voltage [VDC]	Breaking Capacity	Voltage Drop 1.0 In typ. [mV]	Power Dissipation 1.0 I_n typ. [mW]	Melting I^2t 4.0 In typ. [A^2s]	cULus	Order Number	
5	63	63	1)	140	700	2.9	●	3402.0017.xx	▮
6.3	63	63	1)	110	690	14	●	3402.0018.xx	
7	63	63	1)	105	740	16	●	3402.0019.xx	
8	63	63	1)	100	800	20	●	3402.0020.xx	▮
10	63	63	1)	80	800	54	●	3402.0040.xx	▮

▮ Most Popular.

Availability for all products can be searched real-time:http://www.schurter.com/en/Stock-Check/Stock-Check-SCHURTER

1) 50 A @ 63 VAC/DC

Packaging Unit

.xx = .11 Plastic Bag (100 pcs.)
.xx = .22 Blister Tape 18 cm Reel (750 pcs.)
.xx = .24 Blister Tape 33 cm Reel (3000 pcs.)

30.06.2015

The specifications, descriptions and illustrations indicated in this document are based on current information. All content is subject to modifications and amendments. Information furnished is believed to be accurate and reliable. However, users should independently evaluate the suitability and test each product selected for their own applications.