MST 250

Subminiature Fuse, 8.5 mm, Time-Lag T, 250 VAC, 63 VDC





IEC 60127-3 · 250 VAC · Time-Lag T

Description
- Directly solderable on printed circuit boards
- Low Breaking Capacity

Standards
- IEC 60127-3/4
- UL 248-14
- CSA C22.2 no. 248.14
- Telcordia GR-1089
- UL 60950 / IEC 60950
- ITU-T K.20 and K.21
- TIA-968-A

Approvals
- VDE Certificate Number: 40002080
- UL File Number: E41599
- CSA File Number: 51172

Applications
- Primary Protection on PCB
- Power Supply Adapter for e.g. laptops
- SMPS (Switching Mode Power Supply) for TV's and DVD's

References
Packaging Details
Corresponding Fuseholder FMS (250V)
Fuse Kit Fuse Kit MST250 / MSF 250

Weblinks
pdf-datasheet, html-datasheet, General Product Information, Approvals, CE declaration of conformity, RoHS, CHINA-RoHS, REACH, e-Shop, SCHURTER-Stock-Check, Distributor-Stock-Check, Detailed request for product

Technical Data

Rated Voltage	250 VAC, 63 VDC
Rated current	0.05 - 6.3 A
Breaking Capacity	35 A - 63 A
Characteristic	Time-Lag T
Mounting	PCB,THT
Admissible Ambient Air Temp.	-55 °C to 125 °C
Climatic Category	55/125/21 acc. to IEC 60068-1
Material: Housing	Thermoplastic, UL 94V-0
Material: Terminals	Tin-Plated Copper
Unit Weight	0.53 g
Storage Conditions	0 °C to 40 °C, max. 70% r.h.
Product Marking	, Type, Rated current, Rated voltage, Characteristic, Approvals

Soldering Methods	Wave, Iron
Solderability	235 °C / 2 sec acc. to IEC 60068-2-20, Test Ta
Resistance to Soldering Heat	260 °C / 10 sec acc. to IEC 60068-2-20, Test Tb
Current Carrying Capacity	acc. to EIA/IS-722, Test 4.3.3
Moisture Resistance Test	MIL-STD-202, Method 106E (50 cycles in a temp./mister chamber)
Terminal Strength	Tensile load min. 9 N (acc. to EIA/IS-722, Test 4.5.1)
Case Resistance	acc. to EIA/IS-722, Test 4.7 >100 MΩ (between leeds and body)
Mechanical Shock	MIL-STD-202, Method 213B (Shock 50g, half sine wave, 11 ms)
Vibration, High Frequency	Shock 20 gn, 20 min, 10-2 kHz, 12 cyc. (acc. to EIA/IS-722, Test 4.10)
Resistance to Solvents	MIL-STD-202, Method 215A
Flammability	UL 94V-0 (acc. to EIA/IS-722, Test 4.12)

Dimension

8.5 mm

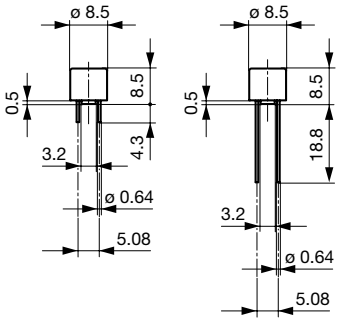

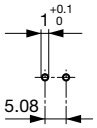

Drilling diagram

Pre-Arcing Time

Rated Current In	1.5 x In min.	2.1 x In max.	2.75 x In min.	2.75 x In max.	4.0 x In min.	4.0 x In max.	10.0 x In min.	10.0 x In max.
0.05 A - 6.3 A	60 min	120 s	400 ms	10 s	150 ms	3 s	20 ms	150 ms

Time-Current-Curves

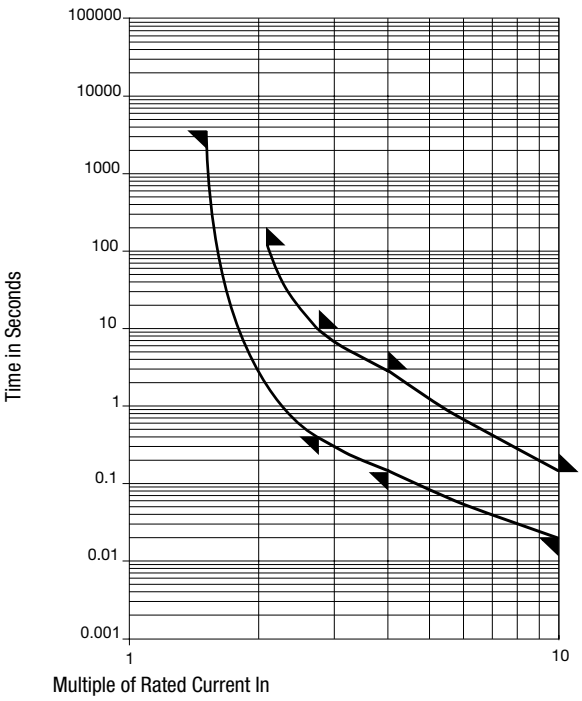

All Variants

Rated Current [A]	Rated Voltage [VAC]	Breaking Capacity	Voltage Drop 1.0 In max. [mV]	Voltage Drop 1.0 In typ. [mV]	Power Dissipation 1.5 I_n max. [mW]	Melting I^2t 10.0 Intyp. [A^2s]	S	L	T	Order Number
0.05	250	1)	550	415	155	0.03	●	●		0034.6602
0.063	250	1)	480	420	160	0.05	●	●		0034.6603
0.08	250	1)	400	360	165	0.06	●	●		0034.6604
0.1	250	1)	350	320	170	0.08	●	●		0034.6605
0.125	250	1)	300	270	180	0.12	●	●		0034.6606
0.16	250	1)	280	190	190	0.24	●	●		0034.6607
0.2	250	1)	260	150	200	0.35	●	●		0034.6608
0.25	250	1)	240	120	220	0.6	●	●		0034.6609
0.315	250	1)	220	120	250	0.8	●	●		0034.6610
0.4	250	1)	200	110	280	1.1	●	●		0034.6611
0.5	250	1)	190	100	310	2.5	●	●		0034.6612
0.63	250	1)	180	90	360	4	●	●		0034.6613
0.8	250	1)	160	80	430	8	●	●		0034.6614
1	250	1)	140	70	500	12	●	●		0034.6615
1.25	250	1)	130	70	600	15	●	●		0034.6616
1.6	250	1)	120	60	730	30	●	●		0034.6617
2	250	1)	100	60	870	34	●	●		0034.6618
2.5	250	1)	100	50	1000	55	●	●		0034.6619
3.15	250	1)	100	50	1200	76	●	●		0034.6620
4	250	2)	100	50	1400	80	●	●		0034.6621
5	250	3)	-	50	-	230		●		0034.6622
6.3	250	3)	-	45	-	360		●		0034.6623
0.05	250	1)	550	415	155	0.03	●	●	●	0034.6702
0.063	250	1)	480	420	160	0.05	●	●	●	0034.6703
0.08	250	1)	400	360	165	0.06	●	●	●	0034.6704
0.1	250	1)	350	320	170	0.08	●	●	●	0034.6705
0.125	250	1)	300	270	180	0.12	●	●	●	0034.6706
0.16	250	1)	280	190	190	0.24	●	●	●	0034.6707
0.2	250	1)	260	150	200	0.35	●	●	●	0034.6708
0.25	250	1)	240	120	220	0.6	●	●	●	0034.6709
0.315	250	1)	220	120	250	0.8	●	●	●	0034.6710
0.4	250	1)	200	110	280	1.1	●	●	●	0034.6711
0.5	250	1)	190	100	310	2.5	●	●	●	0034.6712
0.63	250	1)	180	90	360	4	●	●	●	0034.6713
0.8	250	1)	160	80	430	8	●	●	●	0034.6714
1	250	1)	140	70	500	12	●	●	●	0034.6715
1.25	250	1)	130	70	600	15	●	●	●	0034.6716
1.6	250	1)	120	60	730	30	●	●	●	0034.6717
2	250	1)	100	60	870	34	●	●	●	0034.6718
2.5	250	1)	100	50	1000	55	●	●	●	0034.6719
3.15	250	1)	100	50	1200	76	●	●	●	0034.6720
4	250	2)	100	50	1400	80	●	●	●	0034.6721
5	250	3)	-	50	-	230		●	●	0034.6722
6.3	250	3)	-	45	-	360		●	●	0034.6723
0.05	250	1)	550	415	155	0.03	●	●	●	0034.6802
0.063	250	1)	480	420	160	0.05	●	●	●	0034.6803
0.08	250	1)	400	360	165	0.06	●	●	●	0034.6804
0.1	250	1)	350	320	170	0.08	●	●	●	0034.6805
0.125	250	1)	300	270	180	0.12	●	●	●	0034.6806
0.16	250	1)	280	190	190	0.24	●	●	●	0034.6807
0.2	250	1)	260	150	200	0.35	●	●	●	0034.6808
0.25	250	1)	240	120	220	0.6	●	●	●	0034.6809
0.315	250	1)	220	120	250	0.8	●	●	●	0034.6810

Rated Current [A]	Rated Voltage [VAC]	Breaking Capacity	Voltage Drop 1.0 In max. [mV]	Voltage Drop 1.0 In typ. [mV]	Power Dissipation 1.5 I_n max. [mW]	Melting I^2t 10.0 Intyp. [A^2s]	S	L	T	Order Number
0.4	250	1)	200	110	280	1.1	●		●	0034.6811
0.5	250	1)	190	100	310	2.5	●		●	0034.6812
0.63	250	1)	180	90	360	4	●		●	0034.6813
0.8	250	1)	160	80	430	8	●		●	0034.6814
1	250	1)	140	70	500	12	●		●	0034.6815
1.25	250	1)	130	70	600	15	●		●	0034.6816
1.6	250	1)	120	60	730	30	●		●	0034.6817
2	250	1)	100	60	870	34	●		●	0034.6818
2.5	250	1)	100	50	1000	55	●		●	0034.6819
3.15	250	1)	100	50	1200	76	●		●	0034.6820
4	250	2)	100	50	1400	80	●		●	0034.6821
5	250	3)	-	50	-	230		●	●	0034.6822
6.3	250	3)	-	45	-	360		●	●	0034.6823

Most Popular.

Availability for all products can be searched real-time:http://www.schurter.com/en/Stock-Check/Stock-Check-SCHURTER

1) IEC: 35 A @ 250 VAC

1) UL: 35 A @ 250 VAC / 50 A @ 63 VDC

2) IEC: 10 In @ 250 VAC

2) UL: 10 In @ 250 VAC / 50 A @ 63 VDC

3) IEC: 10 In @ 250 VAC

3) UL: 10 In @ 250 VAC / 10 In @ 63 VDC

Packaging Unit

S = Plastic Bag (100 pcs.)
L = Bulk (100 pcs.)
T = Taped 36 cm Reel (750 pcs.)

30.06.2015

The specifications, descriptions and illustrations indicated in this document are based on current information. All content is subject to modifications and amendments. Information furnished is believed to be accurate and reliable. However, users should independently evaluate the suitability and test each product selected for their own applications.