brass plugs

0205 internal hexagon headed BSP and NPT threaded plugs



brass

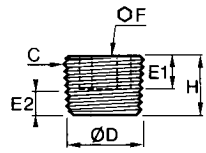

C BSP		ØD	E1	E2 mini	E2 maxi	F	H	kg
1/8	0205 10 00	9,728	6	3,1	4,9	5	8	0,004
1/4	0205 13 00	13,157	8	4,7	7,3	6	10	0,008
3/8	0205 17 00	16,662	8	5,1	7,7	8	11	0,014
1/2	0205 21 00	20,955	8	6,4	10	10	13	0,027
3/4	0205 27 00	26,441	11	7,7	11,3	14	17	0,053
1"	0205 34 00	33,249	13	8,1	12,7	17	19	0,092
1"1/4	0205 42 00	41,910	14	10,4	15	22	22	0,183
1"1/2	0205 49 00	47,803	14	10,4	15	24	22	0,250
2"	0205 48 00	59,614	16	13,6	18,2	30	25	0,440

C NPT		ØD	E1	E2 mini	E2 maxi	F	H	kg
1/8	0205 11 00	10,242	6	3,2	5	5	8	0,004
1/4	0205 14 00	13,616	8	4,4	7,2	6	10	0,008
3/8	0205 18 00	17,055	8	4,7	7,5	8	11	0,014
1/2	0205 22 00	21,223	8	6,3	9,9	10	13	0,026
3/4	0205 28 00	26,568	11	6,8	10,4	14	17	0,052
1"	0205 35 00	33,227	13	8	12,4	17	19	0,092

** For BSP Taper plus 1/2" - 1 1/2" inclusive – conforms generally to standard BNA 347 – thread standard NFE 03-004 – DIN906*

0209 square headed BSP threaded plug



brass

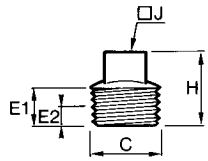

C		ØD	E1	E2 mini	E2 maxi	H	J	kg
1/8	0209 10 00	9,728	6	3,1	4,9	16	6	0,007
1/4	0209 13 00	13,157	8	4,7	7,3	18	8	0,014
3/8	0209 17 00	16,662	10	5,1	7,7	20	10	0,026
1/2	0209 21 00	20,955	11	6,4	10	22	13	0,047
3/4	0209 27 00	26,441	15	7,7	11,3	28	17	0,072
1"	0209 34 00	33,249	18	8,1	12,7	32	19	0,159

** For BSP Taper plus 1/2" - 1 1/2" inclusive – conforms generally to standard BNA 347 – thread standard NFE 03-004.*

Definition of dimensions
ØD and E2 for product 0205 0209

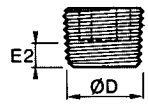

D = diameter of gauge drawing
E2 = maxi. and mini. length of gauge diameter (D)

steel and stainless steel plugs

0210 hexagon headed metric and BSP threaded plugs



untreated steel

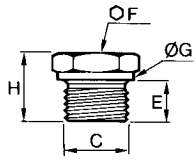

formerly: 8200

C		E	F	G	H	kg
1/8	0210 10 00	8	14	14	15	0,013
1/4	0210 13 00	12	19	18	21	0,031
3/8	0210 17 00	12	22	22	21	0,046
1/2	0210 21 00	14	27	26	24	0,078
3/4	0210 27 00	16	32	32	27	0,133
1"	0210 34 00	18	41	39	33	0,269
1"1/4	0210 42 00	20	50	49	35	0,436
1"1/2	0210 49 00	22	55	55	39	0,620
2"	0210 48 00	23	70	70	42	1,078

C		E	F	G	H	kg
8 x 125	0210 57 00	8	14	12	15	0,011
10 x 100	0210 60 00	8	14	14	15	0,013
12 x 100	0210 65 00	10	17	17	18	0,021
12 x 125	0210 66 00	10	17	17	18	0,021
14 x 125	0210 70 00	11	19	19	20	0,032
16 x 125	0210 74 00	11	22	21	20	0,043
18 x 150	0210 78 00	12	24	23	22	0,057
20 x 150	0210 80 00	14	27	25	24	0,076
22 x 150	0210 82 00	14	27	27	24	0,083
24 x 150	0210 83 00	14	30	29	25	0,107
27 x 150	0210 85 00	16	32	32	27	0,138
30 x 150	0210 87 00	16	36	36	29	0,190
30 x 200	0210 88 00	16	36	36	29	0,186
33 x 150	0210 90 00	18	41	39	33	0,272
33 x 200	0210 91 00	18	41	39	33	0,272
39 x 150	0210 36 00	18	46	46	33	0,360
39 x 200	0210 94 00	20	46	46	35	0,358
42 x 150	0210 37 00	20	50	49	35	0,440
42 x 200	0210 96 00	20	50	49	35	0,440
48 x 200	0210 98 00	22	55	55	39	0,624

Profile of head undercut conforms to DIN 3852 form D/E
Metric threads 150 – standard NFE 03-054
Parallel BSP threads – standard NFE 03-005

0285 internal hexagon headed plug, BSP taper



stainless steel AISI 316L

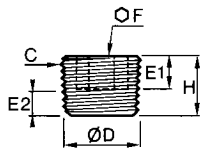

C		ØD	E1	E2 mini	E2 maxi	F	H	kg
1/8	0285 10 00	9,72	6	3,1	4,9	5	8	0,003
1/4	0285 13 00	13,15	8	4,7	7,3	6	10	0,007
3/8	0285 17 00	16,66	8	5,1	7,7	8	11	0,013
1/2	0285 21 00	20,95	8	6,4	10	10	13	0,025

Conforms generally to standard DIN 306

0285 internal hexagon headed plug, NPT



stainless steel AISI 316L

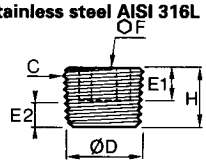

C		ØD	E1	E2 mini	E2 maxi	F	H	kg
1/8	0285 11 00	10,24	6	3,2	5	5	8	0,004
1/4	0285 14 00	13,61	8	4,4	7,2	6	10	0,007
3/8	0285 18 00	17,05	8	4,7	7,5	8	11	0,014
1/2	0285 22 00	21,22	8	6,3	9,9	10	13	0,025