“C” SERIES HANDLE

Technical Information



SURE GRIP™ CONTROLS INC.

1949 Keating Cross Road, Saanichton, British Columbia, Canada V8M 2A4
Phone: 250-544-2207 Fax: 250-544-2279 www.suregripcontrols.com

Doc #550.0061

Rev. 02/18/2011 R2

“C” Series Handle
Technical Information

1949 Keating Cross Road
Victoria, B.C. Canada V8M 2A4
Phone: (250) 544-2207
Fax: (250) 544-2279
Toll Free: 1-800-831-2278
www.suregripcontrols.com

SURE GRIP™ CONTROLS INC.

“C” Series Handle

The “C” Series Industrial Control Grip is our mid sized Compact grip designed to offer 2 or 4 switches in the faceplate as well as the option of a trigger switch or deadman lever.

It is also fully customizable with all the Sure Grip Slider Modules, our Proportional modules, LED's, push on/push off maintained switches and toggle switches. The “C” Series grips can be installed on all of our electronic joysticks.

The cases are molded using a super-tough high impact ABS polymer into a comfortable shape for a rugged, light-weight control handle in extreme duty applications. The standard Sure Grip switches are covered with our tough flexible membrane overlay that protects the switches from dirt and moisture.

Sure Grip Optional Faceplate Examples

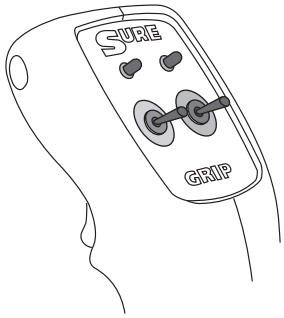

LED and Toggle Switch Faceplate



Proportional Switch Faceplate

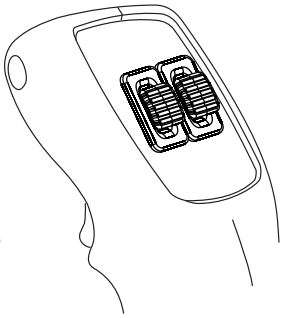

Dual Slider Module Faceplate

“C” Handle Specifications

Dimensions:	7" x 3" x 2" wide
Configuration Options:	Custom configurable - refer to page 5 for available options. Call factory for further configurations.
Weight:	375 grams (9 oz.)
Overlay:	Embossed .007" polyester
Case:	1/8" thick, heavy wall ABS, available in grey or black
Mounting Pin:	1" diameter, 6061 aluminum
Wire:	Standard 10' @ 20 or 22 gauge
Switch Current Rating:	5 amps (Standard silver contact)
Switch Life:	10 million mechanical 2.5 million @ 500 mA DC (typical)

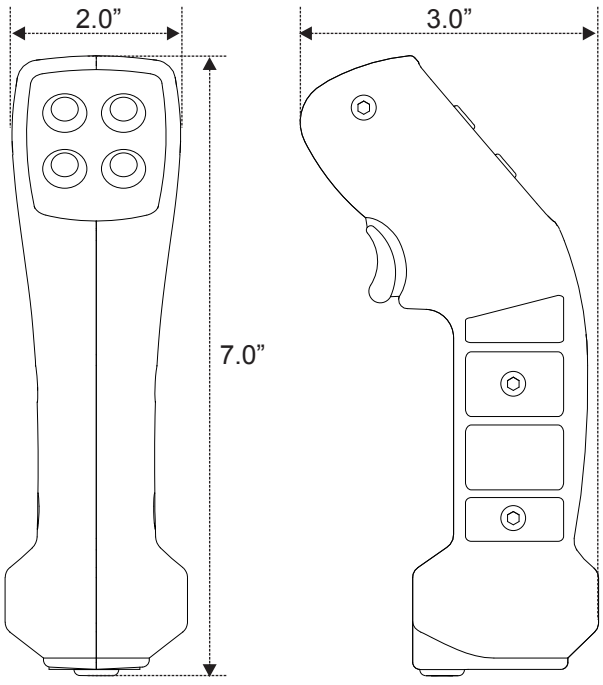

“C” Series Handle
Technical Information

1949 Keating Cross Road
Victoria, B.C. Canada V8M 2A4
Phone: (250) 544-2207
Fax: (250) 544-2279
Toll Free: 1-800-831-2278
www.suregripcontrols.com
SURE GRIP CONTROLS INC.

“C” Handle Faceplate Options



IP67 rated switches optional

Custom faceplates with your logo, colors and instructlons available

“C” Handle Typical Wiring

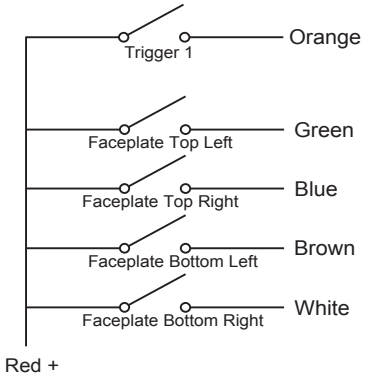

“C” Handle Faceplate Dimensions

Finished overlay dimensions
1.665” x 2.315” (.010” smaller than faceplate)

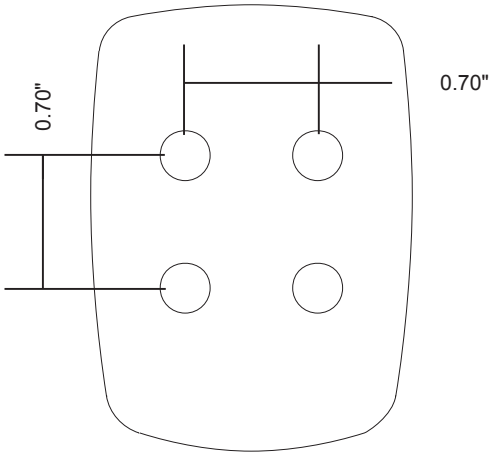

Standard Sure Grip Colors and Switch Layout
Blue: GY157 (INK Design)
Pantone 280C shade darker



“C” Series Handle
Technical Information

1949 Keating Cross Road
Victoria, B.C. Canada V8M 2A4
Phone: (250) 544-2207
Fax: (250) 544-2279
Toll Free: 1-800-831-2278
www.suregripcontrols.com
SURE GRIP CONTROLS INC.

“C” Handle Stock Handle Part Number

C1-M2-10:
+ Single trigger
+ 2 button momentary
+ 10 feet wire
+ Grey cases

C1-M4-10:
+ Single trigger
+ 4 button momentary
+ 10 feet wire
+ Grey cases

“C” Handle with Stock Faceplates



❶ ❷ ❸ ❹

❶ 2 Switch Faceplate
❷ 4 Switch Faceplate
❸ 2 Proportional +2 standard Button Faceplate
❹ "C" Handle with 2 and 4 Button Faceplates

Refer to the Customized Handle Guide (Doc. #420.0032) for complete ordering details.

“C” Series Handle
Technical Information

1949 Keating Cross Road
Victoria, B.C. Canada V8M 2A4
Phone: (250) 544-2207
Fax: (250) 544-2279
Toll Free: 1-800-831-2278
www.suregripcontrols.com

SURE GRIP™ CONTROLS INC.

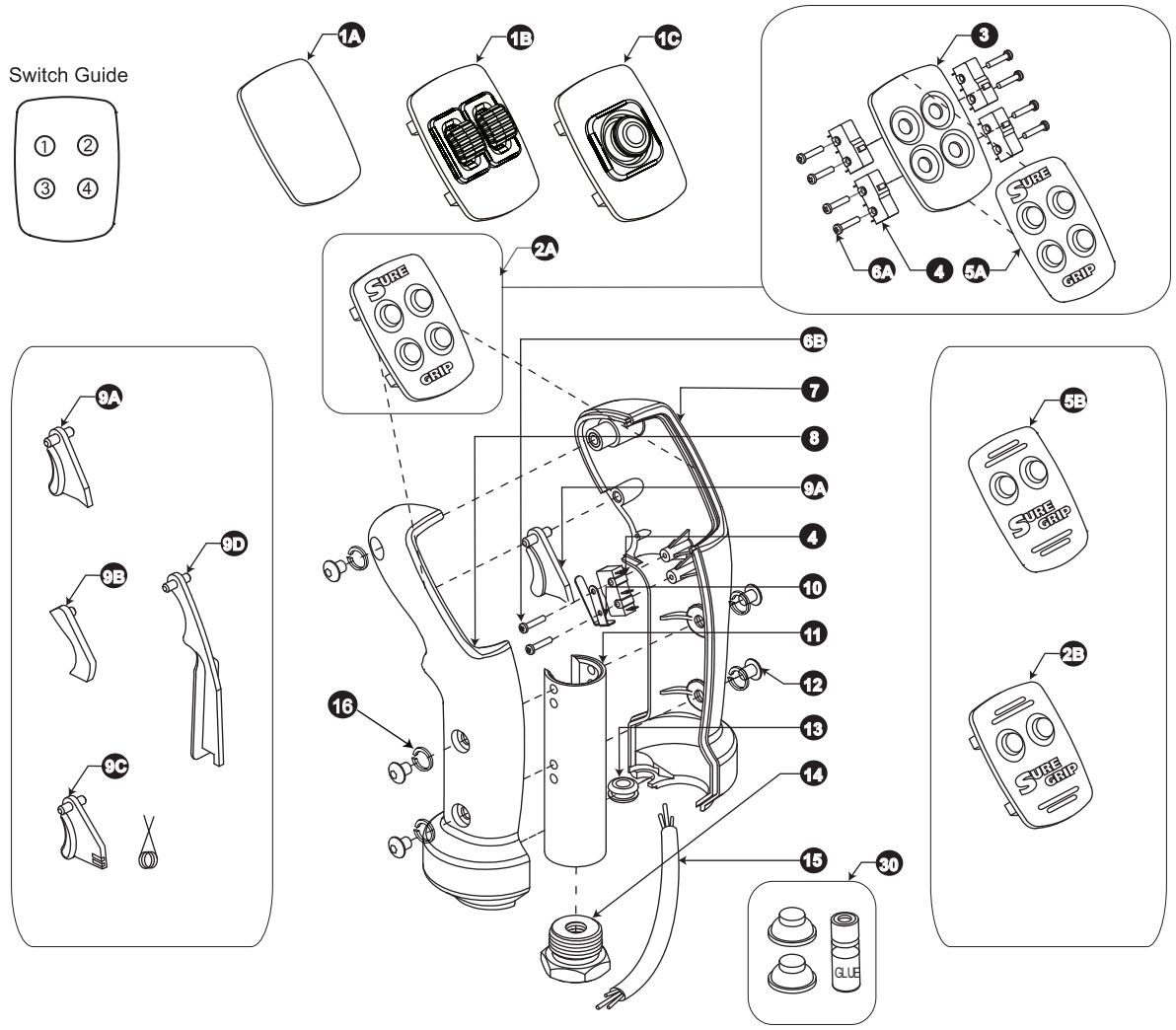

FLG	PART#	DESCRIPTION	FLG	PART#	DESCRIPTION
1A	C-FP-00	“C” Blank Faceplate	12	SC-02SS	10-32 x 7/16” Capscrew - Button Head
1B	C-FP-E-??	“C” Handle Dual Slider Module (Call Factory)	13	GR-01	3/8” x 1/4” Grommet
1C	C-FP-E-J	“C” Handle Dual Axis Micro Joystick (Call Factory)	14	BU-00	Adapter Bushing - 1/4” Hole (See Page 15)
2A	C-FP-A4	“C” Series 4 Button Faceplate Assy.	15	C1-M2-W	“C” Handle 2 Button Faceplate Wire Harness
2B	C-FP-A2	“C” Series 2 Button Faceplate Assy.		C1-M4-W	“C” Handle 4 Button Faceplate Wire Harness
3	C-FP-01	“C” Series Empty Faceplate	30	FB-VV-A	Flex Button Repair Kit: 2 VV/V2 Modules
4	SW-00	Handle Switch, L/S	16	SC-20	10-32 Lockwasher
5A	C-ME-A4	“C” Handle 4 Button Overlay			
5B	C-ME-A2	“C” Handle 2 Button Overlay			
6A	SC-03	2 x 7/16” Tapping Screw - Pan Head (Faceplate)			
6B	SC-21	2 x 9/16” Tapping Screw - Pan Head (Trigger)			
7	C-HL-02-G	“C” Series Handle Case Right - Grey (Black)			
8	C-HL-01-G	“C” Series Handle Case Left - Grey (Black)			
9A	C-TR-01	“C” Series Single Trigger			
9B	C-TR-00	Trigger Insert			
9C	TR-P1-A	Proportional Trigger/Spring Assy.			
9D	TR-D1-G	Deadman Trigger Lever - Grey (Black)			
10	LS-00	Leaf Spring for Trigger			
11	PN-03	Mounting Pin “L/S”			