SAFETY INSTRUCTIONS

Pilot devices

Modular range, compact range

Doc. No. 1SFC151011M0201(05/21)

	
ar	تحذير: جهد كهربائي خطر ! راجع تعليمات التشغيل. افصل الكهرباء وقم بتأمينها قبل العمل في هذا الجهاز تنبيه! يجب عدم التركيب إلا من خلال شخص على دراية بمجال التقنية الكهربائية .
bg	Предупреждение: Опасно напрежение! Вижте инструкциите за работа. Изключете и блокирайте захранването преди. да работите с устройството. Внимание! Да се монтира само от експерт електротехник.
cs	Varování: Nebezpečné napětí! Viz návod k obsluze. Před zahájením prací na tomto zařízení odpojte a uzamkněte napájení. Pozor! Toto zařízení smí instalovat pouze osoba s elektrotechnickou odborností.
da	Advarsel: Farlig elektrisk spænding! Se installationsinstruktioner. Frakobl enheden, og afbryd strømforsyningen, før du arbejder med denne enhed. Giv agt! Installation må kun foretages af personer med elektroteknisk ekspertise.
de	Warnung: Gefährliche Spannung! Siehe Installationsanleitung. Vor dem Arbeiten Gerät ausschalten und von der Spannungsversorgung trennen. Achtung! Installation nur durch elektrotechnische Fachkraft.
el	Προειδοποίηση: Επικίνδυνη τάση! Ανατρέξτε στις οδηγίες λειτουργίας. Αποσυνδέστε και απομονώστε την παροχή ισχύος προτού ξε κινήσετε τις εργασίες σε αυτήν τη συσκευή. Προσοχή! Η εγκατάσταση πρέπει να γίνεται μόνο από αδειούχο ηλεκτρολόγο εγκαταστάτη.
en	Warning: Hazardous voltage! Refer to installation instructions. Disconnect and lock out power before working on this device. Attention! Installation by person with electrotechnical expertise only.
es	Advertencia: ¡Tensión peligrosa! Consulte las instrucciones de instalación. Antes de trabajar con este dispositivo, desconecte y bloquee la corriente. ¡Atención! La instalación debe ser realizada únicamente por un técnico electricista.
et	Hoiatus: Elektrilöögi oht! Lisateavet vaadake kasutusjuhendist. Enne selle seadmega töötamist ühendage lahti ja lukustage toide. Tähelepanu! Seadet tohib paigaldada ainult elektrotehnilise kogemusega isik.
fi	Varoitus: Vaarallinen jännite! Katso asennusohje. atkaise virta ja estä virran kytkeminen lukituksella ennen töiden aloittamista. Huomio! Asennuksen saa suorittaa vain henkilö, jolla on kokemusta sähkötekniikasta.
fr	Avertissement: Tension dangereuse! Consultez les consignes d'installation. Débranchez et verrouillez l'alimentation électrique avant d'entreprendre des travaux sur cet appareil. Attention! L'installation doit être effectuée uniquement par une personne ayant une expertise en électrotechnique.
hr	Upozorenje: Opasan napon! Pogledajte upute za ugradnju. Odspojite i isključite struju prije rada na ovom uređaju. Pažnja! Ugradnja je dopuštena samo osobama stručnim u području elektrotehnike.
hu	Figyelmeztetés: Veszélyes feszültség! Lásd a használati utasítást. Válassza le és zárja ki az áramellátást, mielőtt a berendezésen dolgozni kezd. Figyelem! Az üzembe helyezést csak elektrotechnikai szakértelemmel rendelkező személy végezheti el.
it	Attenzione: Tensione pericolosa! Fare riferimento alle istruzioni per l'uso. Prima di intervenire su questo dispositivo, scollegare e isolare tutte le fonti di alimentazione. Attenzione! L'installazione deve essere eseguita esclusivamente da un installatore qualificato.
lt	Įspėjimas: Pavojinga įtampa! Žr. naudojimo instrukcijas. Atjunkite ir laikinai užblokuokite maitinimą prieš dirbdami su šiuo įrenginiu. Dėmesio! Įrengti gali tik asmuo, turintis elektrotechniko patirties.
lv	Brīdinājums: Bīstams spriegums! Skatiet darba norādījumus. Pirms sākat darbu ar šo ierīci, atvienojiet un bloķējiet strāvas padevi. Uzmanību! Uzstādīšanu drīkst veikt tikai persona ar zināšanām par elektrotehniku.
nl	Waarschuwing: Gevaarlijke spanning! Raadpleeg de installatie-instructies. Koppel dit apparaat los van de stroomvoorziening voordat u werkzaamheden uitvoert. Let op! Installatie mag alleen worden uitgevoerd door een monteur met elektrotechnische expertise.
no	Advarsel: Farlig spenning! Se i bruksanvisningen. Koble fra og steng av strømmen før du arbeider på denne enheten. Forsiktig! Montering skal kun utføres av kvalifiserte personer med elektrokompetanse.
pl	Ostrzeżenie: Niebezpieczne napięcie! Patrz: instrukcja instalacji. Przed rozpoczęciem wykonywania pracy z tym urządzeniem odłącz i zablokuj zasilanie. Uwaga! Montaż może wykonywać wyłącznie osoba posiadająca doświadczenie elektrotechniczne.
pt	Aviso: Tensão perigosa! Consulte as instruções de instalação. Desconecte e desligue a energia elétrica antes de trabalhar nesse dispositivo. Atenção! A instalação deve ser feita apenas por uma pessoa com especialidade eletrotécnica.
ro	Avertisment: Tensiune electrică periculoasă! Consultați instrucțiunile de utilizare. Deconectați și închideți sursa de energie înainte de a lucra cu acest dispozitiv. Atenție! Instalarea trebuie realizată doar de către o persoană cu expertiză electrotehnică.
ru	Предупреждение: Опасное электрическое напряжение! Обратитесь к инструкциям по монтажу. Отключите электропитание и обеспечьте безопасность перед началом работ. Внимание! Монтаж должен выполняться только специалистом по электротехническим работам.
sk	Výstraha: Nebezpečné napätie! Pozrite si návod na použitie. Pred začatím prác na tomto zariadení odpojte a zablokujte napájanie. Pozor! Inštaláciu smie vykonávať len osoba s odbornými znalosťami v oblasti elektrotechniky.
sl	Opozorilo: Nevarna napetost! Glejte navodila za uporabo. Pred delom na tej napravi izklopite in zaklenite električno napajanje. Pozor! Namestitev sme izvesti samo elektrotehnični strokovnjak.
sv	Varning: Livsfarlig spänning! Se i bruksanvisningen. Frånkoppla och blockera anläggning eller en anläggningsdel innan arbete utförs. Obs! Får endast installeras av behörig elektriker.
tr	Uyarı: Tehlikeli gerilim! Montaj talimatlarına bakın. Bu cihaz üzerinde çalışmadan önce elektriği kesin ve kilitleyin. Dikkat! Yalnızca elektroteknik uzmanlığa sahip kişiler tarafından kurulabilir.
zh	警告高压危险! 请参见操作手册。操作本设备前请断开并锁定电源。注意安装仅限专业电工人员。

INSTALLATION INSTRUCTIONS

MP, M2SS, M3SS, M4SS, MPD, MPE, MPM, M2SSK, M3SSK, MTS, MJS, MCB, MLBL

Pilot devices, modular plastic range

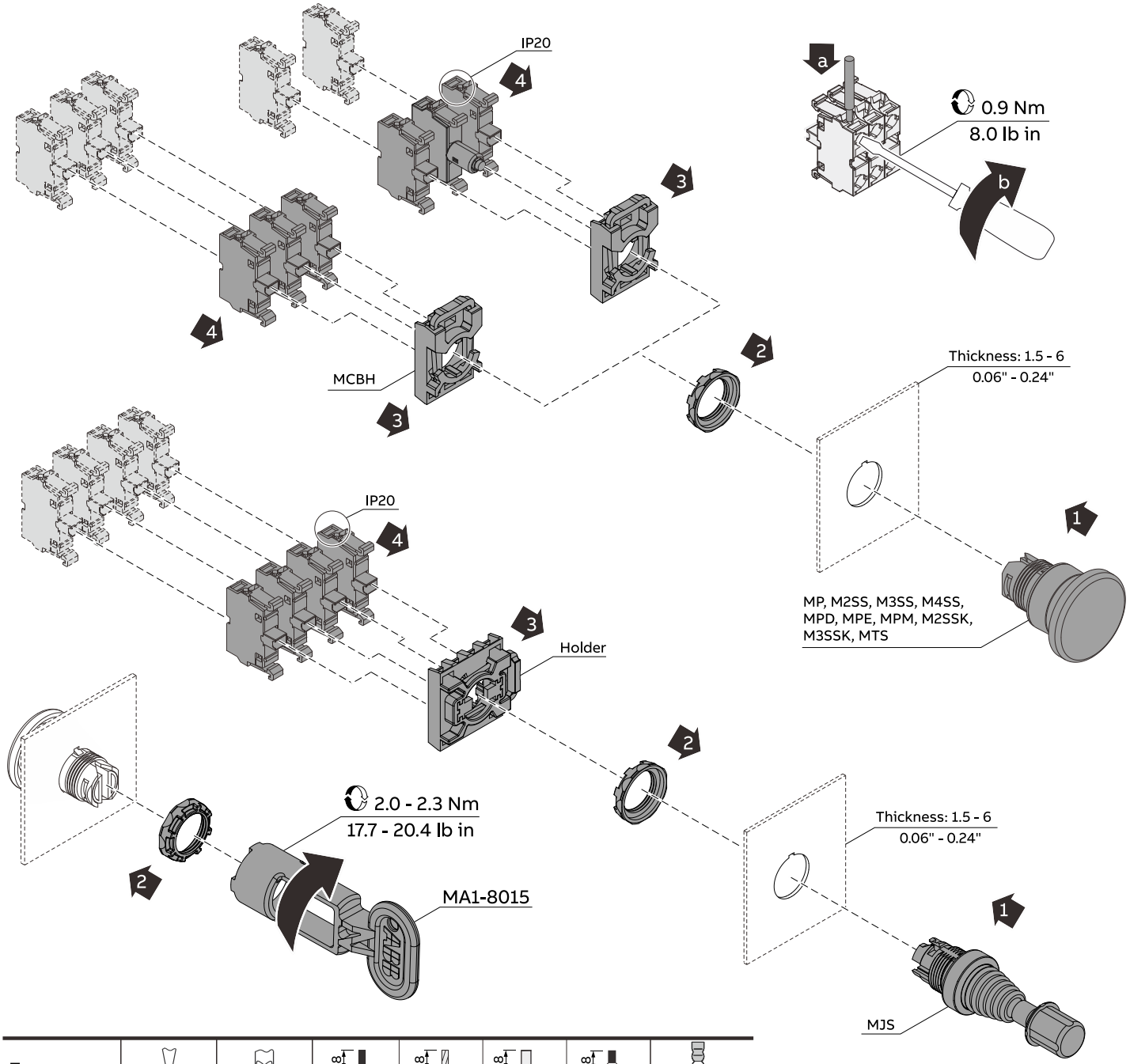

Type							
MCB, MLBL	Ø6	Pozidriv. Z2	A=8	1 x 0,75 ... 2,5 mm² 2 x 0,75 ... 2,5 mm²	1 x AWG 18 ... 14 2 x AWG 18 ... 14		I > 3,5 mm L ≤ 7,0 mm
MCBL	Ø6	Pozidriv. Z2	A=6	1 x 0,5 ... 1,5 mm² 2 x 0,5 ... 1,5 mm²	1 x AWG 22 ... 14 2 x AWG 22 ... 14		I > 3,0 mm L ≤ 5,9 mm

Drilling plan

Description	X mm	X inch	Y mm	Y inch	D Ø mm	D inch	B mm	B inch	C mm	C inch
Pushbutton, pilot light, selector switch short handle, potentiometer, toggle switch	31	1.22"	50	1.97"	Ø 22.3 $^{+0.4}_{0}$	0.88" $^{+0.016}_{0}$	24.1 $^{+0.4}_{0}$	0.95" $^{+0.016}_{0}$	3.2 $^{+0.2}_{0}$	0.13" $^{+0.008}_{0}$
Pushbutton, pilot light, selector switch short handle (with legend plate)	31	1.22"	55	2.17"	Ø 22.3 $^{+0.4}_{0}$	0.88" $^{+0.016}_{0}$	24.1 $^{+0.4}_{0}$	0.95" $^{+0.016}_{0}$	3.2 $^{+0.2}_{0}$	0.13" $^{+0.008}_{0}$
Mushroom pushbutton (60 mm)	45	2.56"	50	1.97"	Ø 22.3 $^{+0.4}_{0}$	0.88" $^{+0.016}_{0}$	24.1 $^{+0.4}_{0}$	0.95" $^{+0.016}_{0}$	3.2 $^{+0.2}_{0}$	0.13" $^{+0.008}_{0}$
Mushroom pushbutton (40 mm)	65	2.56"	70	2.76"	Ø 22.3 $^{+0.4}_{0}$	0.88" $^{+0.016}_{0}$	24.1 $^{+0.4}_{0}$	0.95" $^{+0.016}_{0}$	3.2 $^{+0.2}_{0}$	0.13" $^{+0.008}_{0}$
Double pushbutton	31	1.22"	55	2.17"	Ø 22.3 $^{+0.4}_{0}$	0.88" $^{+0.016}_{0}$	24.1 $^{+0.4}_{0}$	0.95" $^{+0.016}_{0}$	3.2 $^{+0.2}_{0}$	0.13" $^{+0.008}_{0}$
Double pushbutton (with legend plate)	31	1.22"	95	3.74"	Ø 22.3 $^{+0.4}_{0}$	0.88" $^{+0.016}_{0}$	24.1 $^{+0.4}_{0}$	0.95" $^{+0.016}_{0}$	3.2 $^{+0.2}_{0}$	0.13" $^{+0.008}_{0}$
Heavy duty pushbutton	50	1.97"	50	1.97"	Ø 22.3 $^{+0.4}_{0}$	0.88" $^{+0.016}_{0}$	24.1 $^{+0.4}_{0}$	0.95" $^{+0.016}_{0}$	3.2 $^{+0.2}_{0}$	0.13" $^{+0.008}_{0}$
Potentiometer (with legend plate)	51	2.01"	50	1.97"	Ø 22.3 $^{+0.4}_{0}$	0.88" $^{+0.016}_{0}$	24.1 $^{+0.4}_{0}$	0.95" $^{+0.016}_{0}$	3.2 $^{+0.2}_{0}$	0.13" $^{+0.008}_{0}$
Toggle switch (with legend plate)	31	1.22"	66	2.60"	Ø 22.3 $^{+0.4}_{0}$	0.88" $^{+0.016}_{0}$	24.1 $^{+0.4}_{0}$	0.95" $^{+0.016}_{0}$	3.2 $^{+0.2}_{0}$	0.13" $^{+0.008}_{0}$
Joystick (with legend plate)	100	3.94"	100	3.94"	Ø 22.3 $^{+0.4}_{0}$	0.88" $^{+0.016}_{0}$	24.1 $^{+0.4}_{0}$	0.95" $^{+0.016}_{0}$	3.2 $^{+0.2}_{0}$	0.13" $^{+0.008}_{0}$
5 block holder	51	2.01"	50	1.97"	Ø 22.3 $^{+0.4}_{0}$	0.88" $^{+0.016}_{0}$	24.1 $^{+0.4}_{0}$	0.95" $^{+0.016}_{0}$	3.2 $^{+0.2}_{0}$	0.13" $^{+0.008}_{0}$
30mm adaptor	42	1.65"	52	2.05"	Ø 30.5 $^{+0.5}_{0}$	1.20" $^{+0.02}_{0}$	33 $^{+0.5}_{0}$	1.30" $^{+0.02}_{0}$	5 $^{+0.2}_{0}$	0.20" $^{+0.008}_{0}$

Note: Emergency stop cannot be used together with 5 position holder

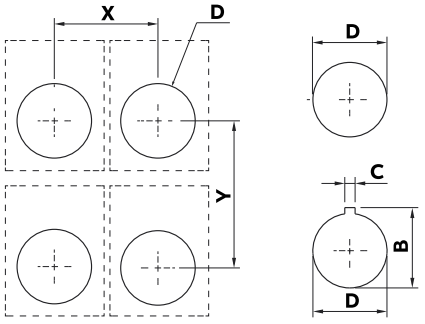

MPE,MPM contact configuration

Pilot devices, modular plastic range

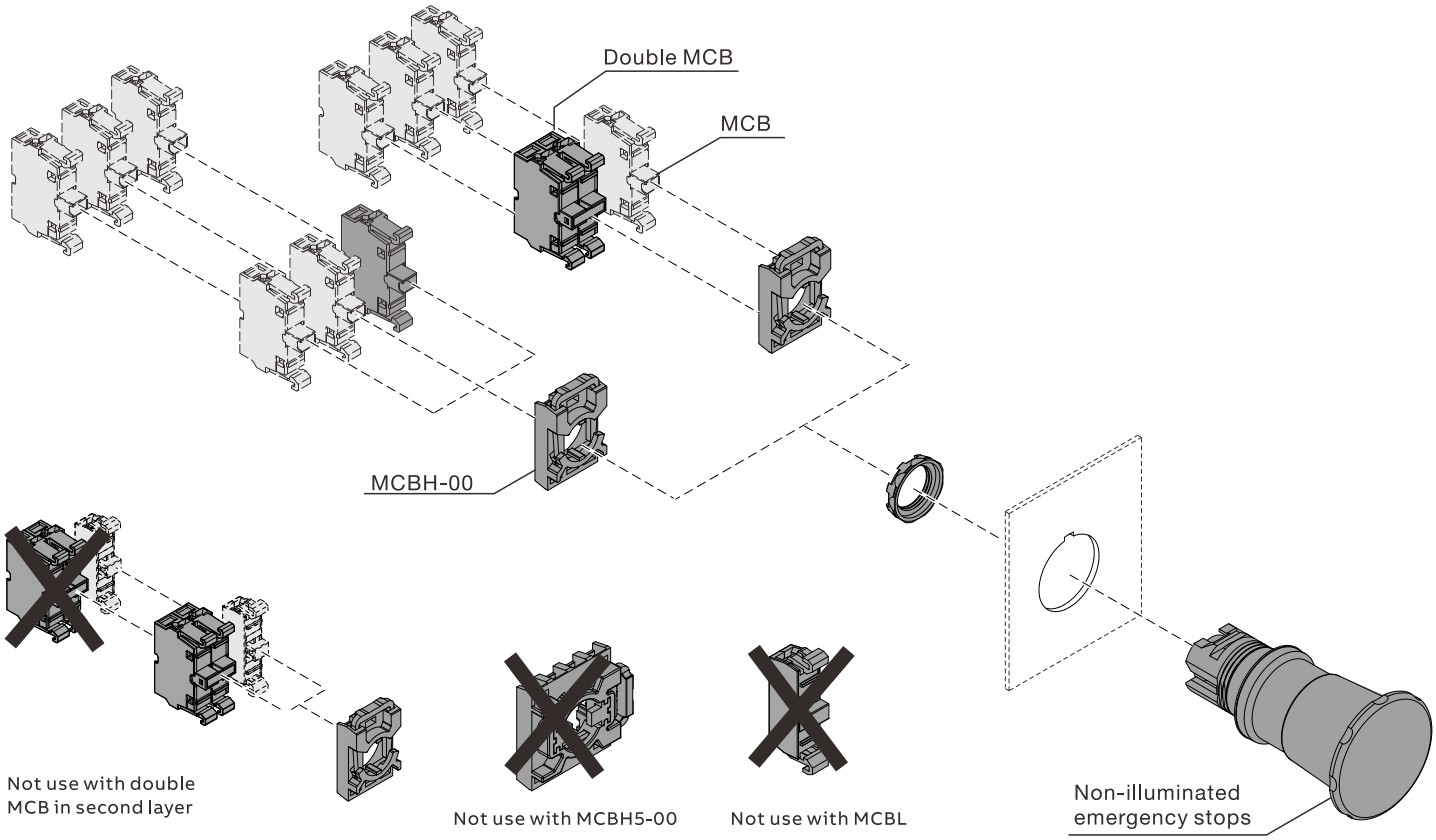

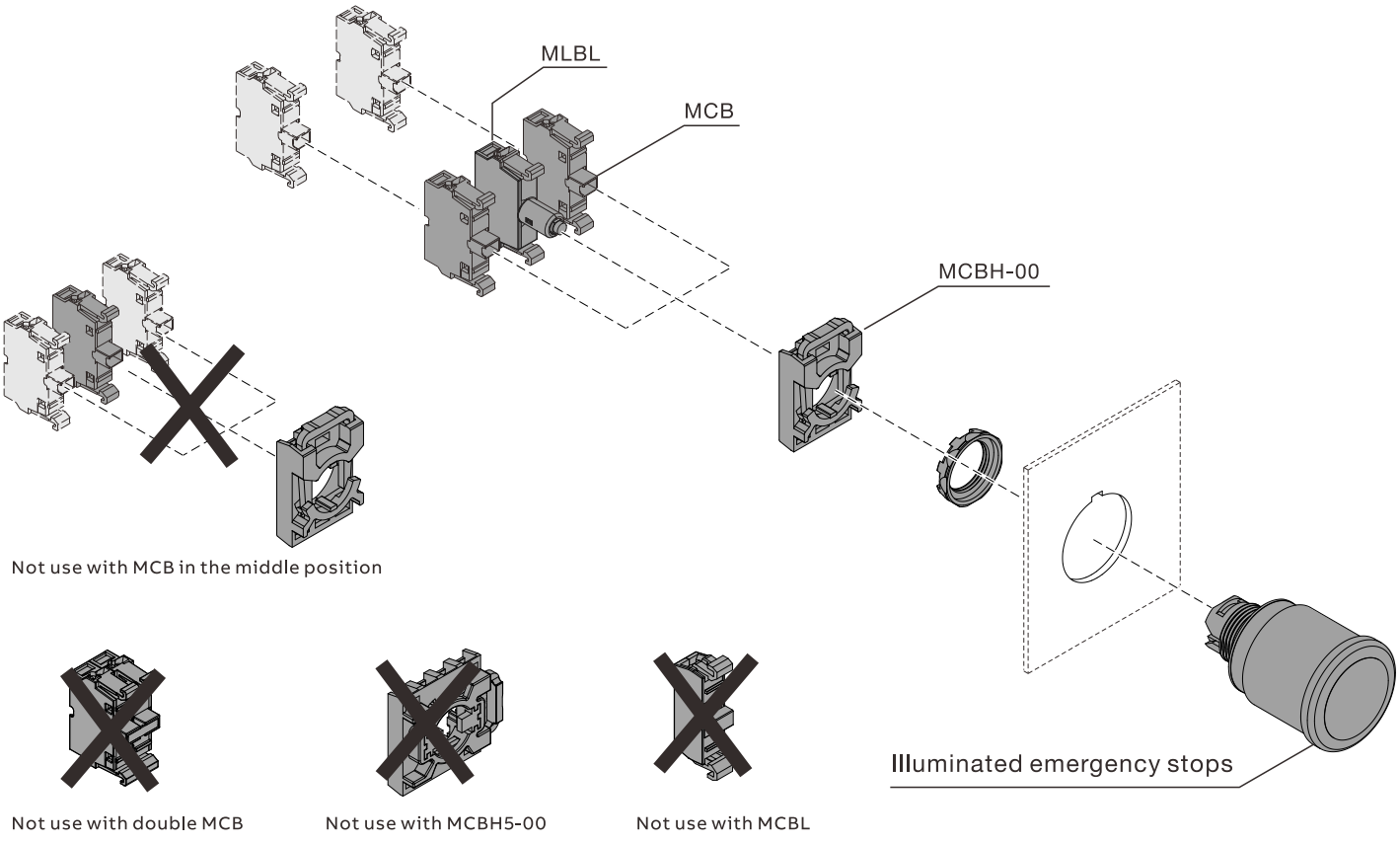

MEP, MEM, MEX

Pilot devices, modular plastic enclosures

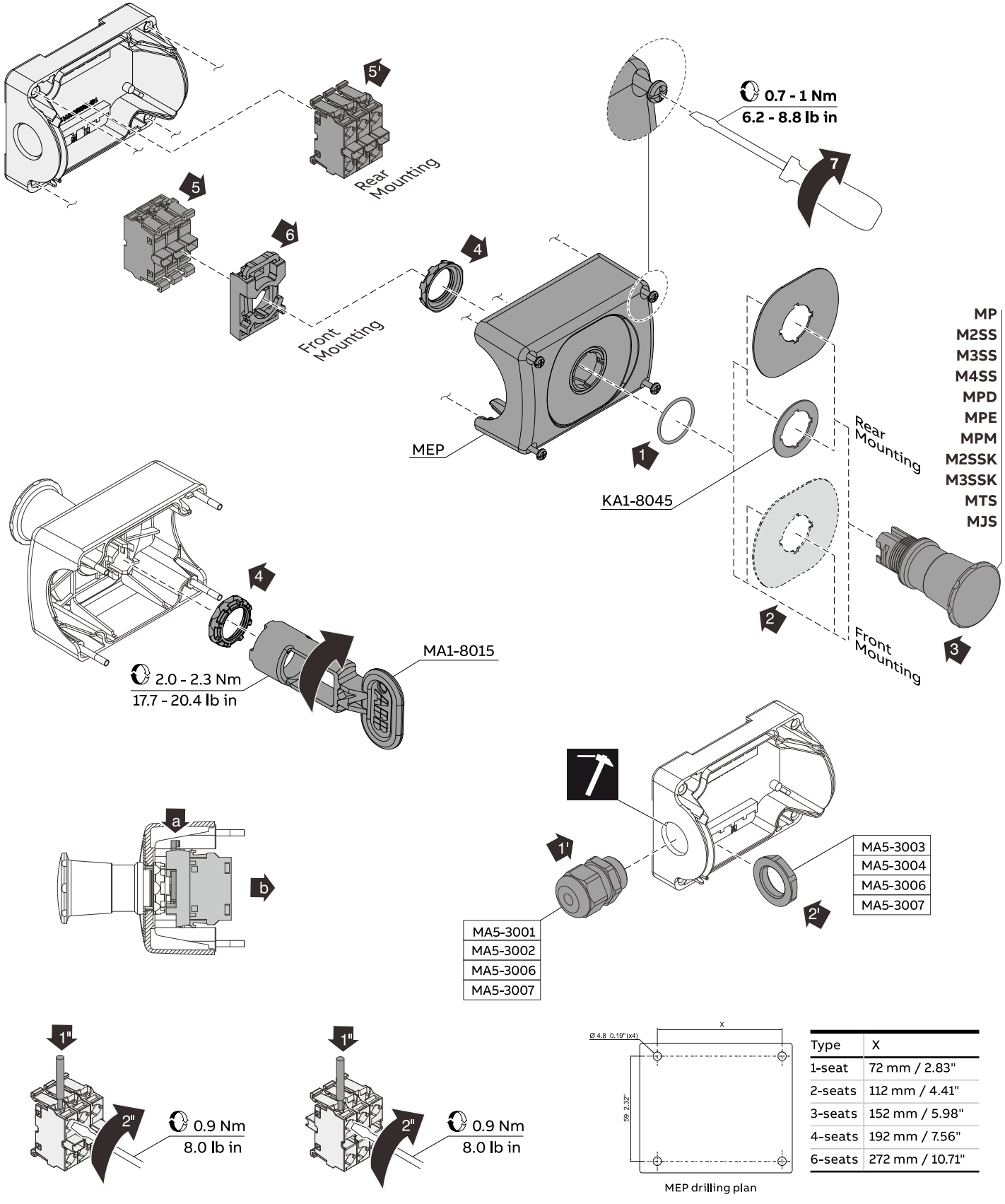

MEP drilling plan

Type	X
1-seat	72 mm / 2.83"
2-seats	112 mm / 4.41"
3-seats	152 mm / 5.98"
4-seats	192 mm / 7.56"
6-seats	272 mm / 10.71"

INSTALLATION INSTRUCTION

P9ML, P9MP, P9MS, P9MSC, P9MM, P9MC, P9MPS, P9XER4RAW, P9B, P9PL, P9PD

Pilot devices, modular metal range

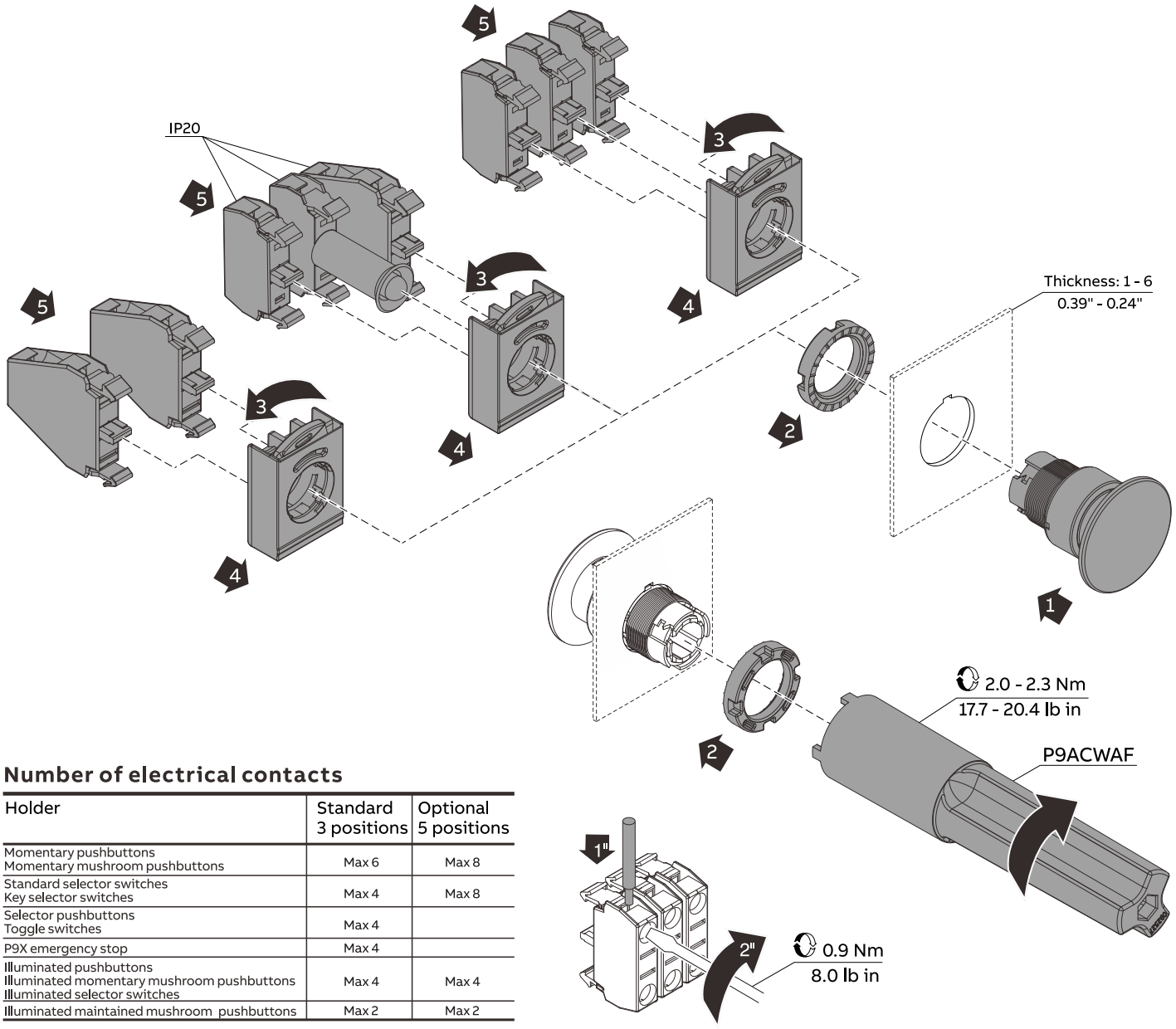

Number of electrical contacts

Holder	Standard 3 positions	Optional 5 positions
Momentary pushbuttons Momentary mushroom pushbuttons	Max 6	Max 8
Standard selector switches Key selector switches	Max 4	Max 8
Selector pushbuttons Toggle switches	Max 4	
P9X emergency stop	Max 4	
Illuminated pushbuttons Illuminated momentary mushroom pushbuttons Illuminated selector switches	Max 4	Max 4
Illuminated maintained mushroom pushbuttons	Max 2	Max 2

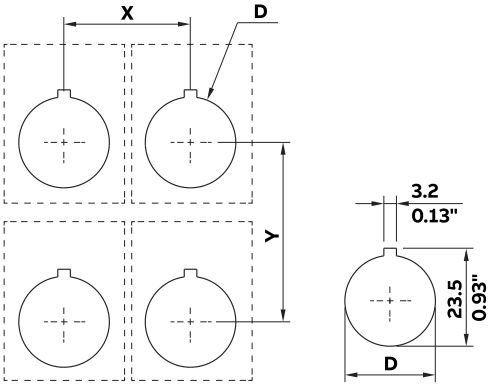

Type							
P9B,P9PL,P9PD	Ø6	Pozidriv. Z2	1 x 0,75 ... 2.5 mm² 2 x 0,75 ... 2.5 mm² 1 x AWG 18 ... 14 2 x AWG 18 ... 14				I > 3,5 mm L ≤ 7,0 mm

Drilling plan

Type	Description	X mm	X inch	Y mm	Y inch	D Ø mm	D inch
P9ML, P9MP, P9MS, P9MSC, P9MM, P9MC, P9MPS, P9XER4RAW	Holder with 3 position	30	1.18"	50	1.97"	Ø23.5	0.93"
	Holder with 5 position	50	1.97"	50	1.97"	Ø23.5	0.93"

080SP

Pilot device, metal enclosures

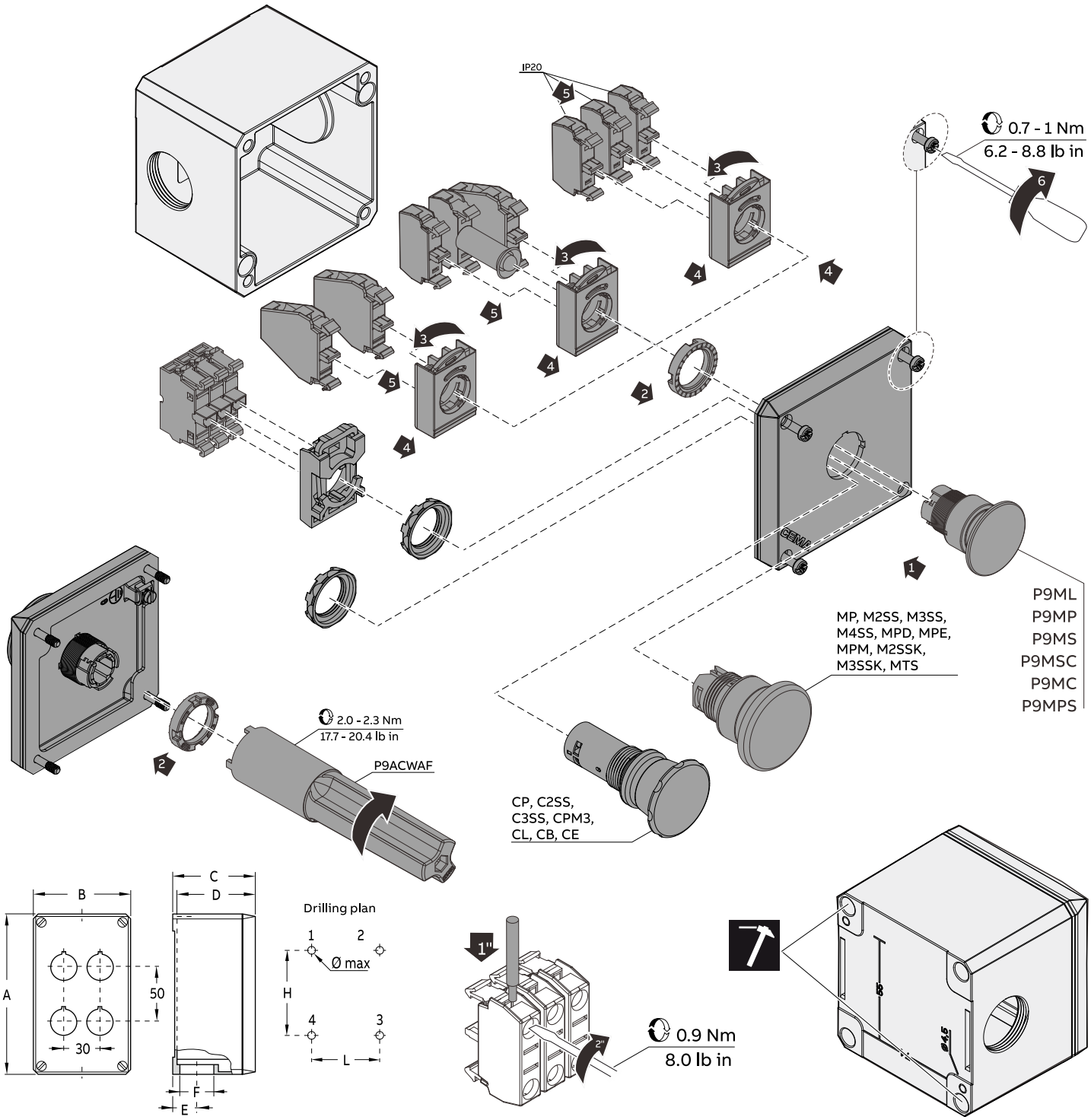

Size type	Holes Ø 22		Dimensions											Drilling plan		
	Vertic.	Horizont.	A mm	in	B mm	in	C mm	in	D mm	in	E mm	in	F	H x L x Ø max mm	in	Position of the holes
1	1	-	87	3.43	87	3.43	75	2.95	72	2.83	21.5	0.85	PG 21	74x55x4	2.91x2.17x0.16	1-3
1M	1	-	87	3.43	87	3.43	100	3.94	97	3.82	21.5	0.85	PG 21	68x55x4	2.68x2.17x0.16	1-3
2	2	-	145	5.71	87	3.43	75	2.95	72	2.83	21.5	0.85	PG 21	132x55x4	5.2x2.17x0.16	1-3
2M	2	-	145	5.71	87	3.43	100	3.94	97	3.82	21.5	0.85	PG 21	126x55x4	4.96x2.17x0.16	1-3
3	3	-	195	7.68	87	3.43	100	3.94	97	3.82	21.5	0.85	PG 21	176x55x4	6.93x2.17x0.16	1-3
4	2	2	145	5.71	87	3.43	75	2.95	72	2.83	21.5	0.85	PG 21	132x55x4	5.2x2.17x0.16	1-3
4M	2	2	145	5.71	87	3.43	100	3.94	97	3.82	21.5	0.85	PG 21	126x55x4	4.96x2.17x0.16	1-3
6	3	2	195	7.68	87	3.43	100	3.94	97	3.82	21.5	0.85	PG 21	176x55x4	6.93x2.17x0.16	1-3
8	2	4	152	5.98	152	5.98	101.5	4	98.5	3.88	27	1.06	PG 29	136x119x6	5.35x4.69x0.24	1-2-3-4
12	3	4	205	8.07	230	9.06	101.5	4	98.5	3.88	27	1.06	PG 29	172x214x6	6.77x8.43x0.24	1-2-3-4
18	3	6	257	10.12	300	11.81	101.5	4	98.5	3.88	35	1.38	PG 36	221x282x6	8.7x11.1x0.24	1-2-3-4
24	4	6	257	10.12	300	11.81	101.5	4	98.5	3.88	35	1.38	PG 36	221x282x6	8.7x11.1x0.24	1-2-3-4

CP, C2SS, C3SS, CPM3, CL, CB, CE

Pilot devices, compact range

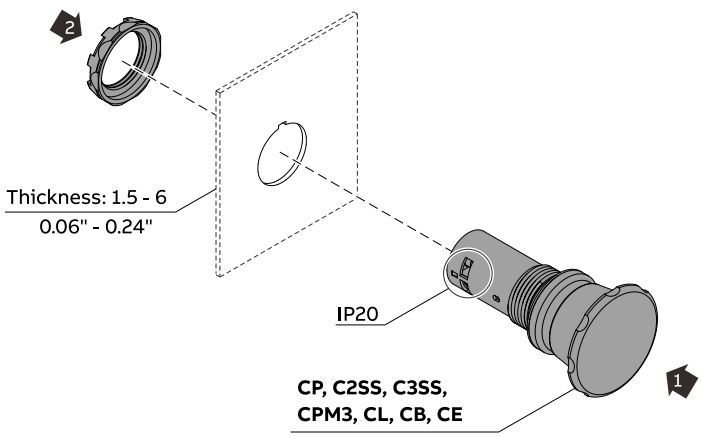

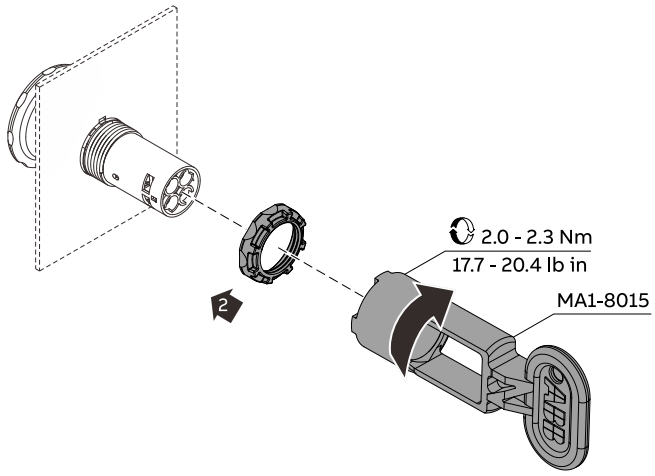

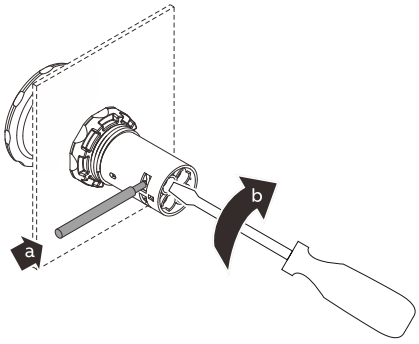

Type				9	9	9	9	
CP C2SS C3SS CPM3 CE	M3 0.8 N.m 7.1 lb in	Ø6	Pozidriv. Z2	1 x 0,5 ... 1,5 mm² 2 x 0,5 ... 1,5 mm² 1 x AWG 22 ... 14 2 x AWG 22 ... 14				l > 3,0 mm L ≤ 5,9 mm

Type				8	8	8	8	
CL CB	M3.5 0.9 N.m 8.0 lb in	Ø6	Pozidriv. Z2	1 x 0,75 ... 2,5 mm² 2 x 0,75 ... 2,5 mm² 1 x AWG 18 ... 14 2 x AWG 18 ... 14				l > 3,5 mm L ≤ 7,0 mm

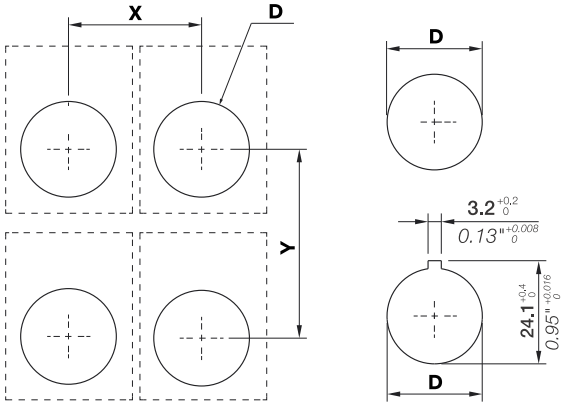

Drilling plan

Type	Description	X	Y	D Ø mm inch
CP, CL CSS, CB	Pushbutton, Pilot light, Selecor switch, Buzzer	31 1.22"	50 1.97"	Ø 22.3 +0.4 0 0.88" +0.016 0
CP, CL CSS, CB	Pushbutton, Pilot light, Selector switch, Buzzer (with legend plate)	31 1.22"	55 2.17"	Ø 22.3 +0.4 0 0.88" +0.016 0
CPM, CP6, CE	Mushroom pushbutton, Heavy duty pushbutton, Emergency stop pushbutton, Machine stop pushbutton	41 1.61"	55 2.17"	Ø 22.3 +0.4 0 0.88" +0.016 0

CEP

Pilot devices, compact plastic enclosure

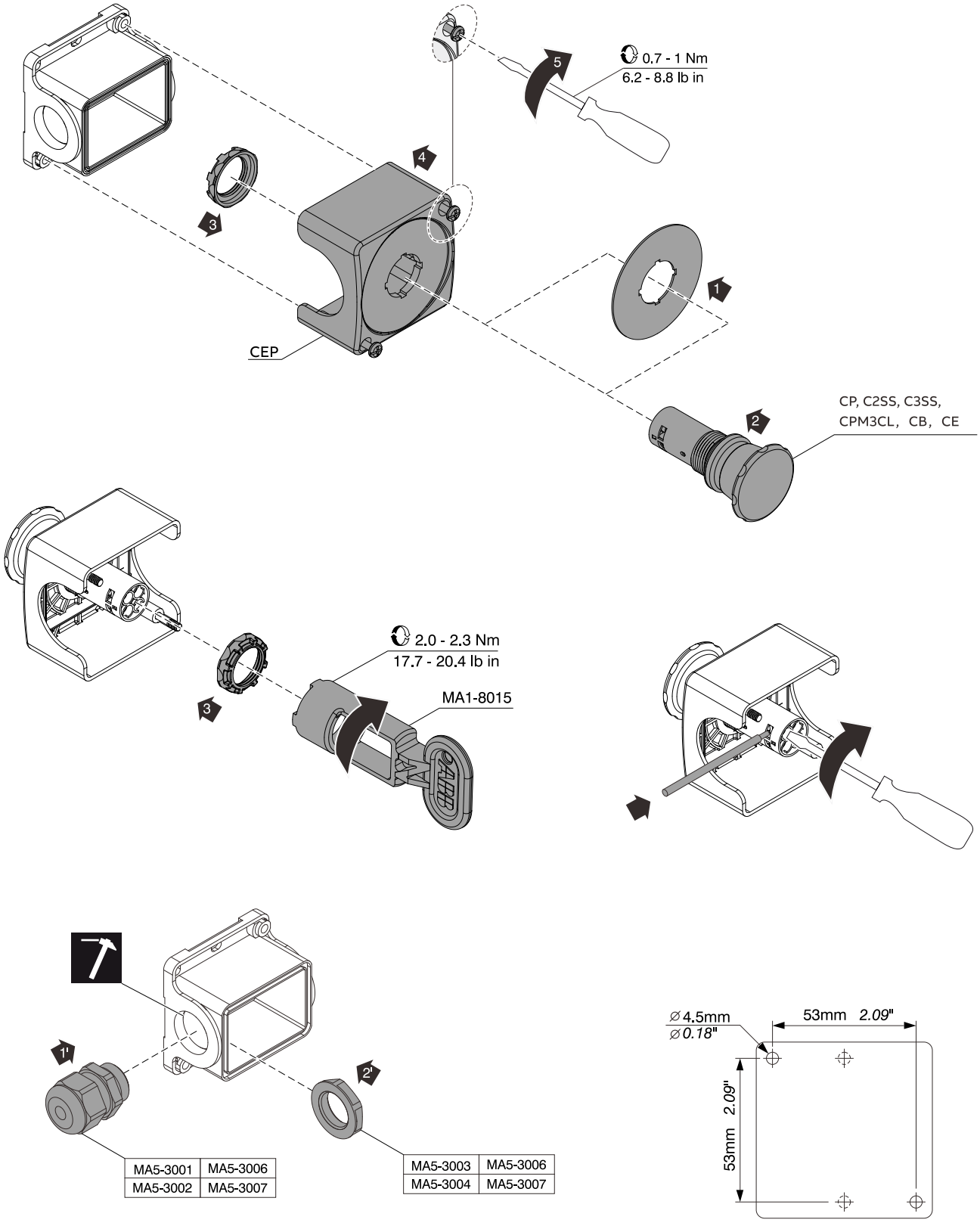

EU DECLARATION OF CONFORMITY

Pilot devices

Modular range, compact range

EN	The product complies with the guidelines and standards given in the EU Declaration of Conformity on the next page.
AR	يتوافق هذا المنتج مع التوجيهات والمعايير الواردة في إعلان المطابقة الخاص بالاتحاد الأوروبي في الصفحة التالية.
BG	Продуктът отговаря на указанията и стандартите на декларацията за съответствие на ЕС на следващата страница.
CS	Produkt je v souladu se směrnicemi a standardy uvedenými v prohlášení o souladu pro EU na následující stránce.
DA	Produktet er i overensstemmelse med de retningslinjer og standarder, der er givet i EU-erklæringen om overensstemmelse på næste side.
DE	Das Produkt entspricht den Richtlinien und Standards der EU-Konformitätserklärung auf der nächsten Seite.
DU	Het product voldoet aan de richtlijnen en normen van de EU-conformiteitsverklaring op de volgende pagina.
EL	Το προϊόν συμμορφώνεται με τις κατευθυντήριες οδηγίες και τα πρότυπα που αναφέρονται στη Δήλωση συμμόρφωσης ΕΕ στην επόμενη σελίδα.
ES	El producto cumple las directrices y normas indicadas en la declaración UE de conformidad de la página siguiente.
ET	Toode vastab EL-i vastavusdeklaratsioonis olevatele juhistele ja standarditele, mis on esitatud järgmisel lehel.
FI	Tuote täyttää seuraavalta sivulta löytyvän EU-vaatimustenmukaisuusvakuutuksen ohjeet ja vaatimukset.
FR	Le produit est conforme aux directives et aux normes indiquées dans la déclaration de conformité de l'UE à la page suivante.
GA	Cloíonn an táirge le na treoirlínte agus na caighdeáin atá tugtha i nDearbhú Comhréireachta AE ar an gcéad leathanach eile.
HR	Proizvod je u skladu sa smjernicama i normama navedenima u EU izjavi o sukladnosti na sljedećoj stranici.
HU	A termék megfelel a következő oldalon található EU-megfelelőségi nyilatkozatban leírt irányelveknek és előírásoknak.
IT	Il prodotto è conforme alle linee guida e agli standard indicati nella dichiarazione di conformità UE alla pagina seguente.
LT	Gaminys atitinka gaires ir standartus, pateiktus ES atitikties deklaracijoje kitame puslapyje.
LV	Izstrādājums atbilst vadlīnijām un standartiem, kas norādīti ES Atbilstības deklarācijā nākamajā lappusē.
MT	Il-prodott jikkonforma mal-linji gwida u mal-istandards mogħtija fid-Dikjarazzjoni tal-Konformità tal-UE li hemm fil-paġna li jmiss.
PL	Produkt jest zgodny z wytycznymi i normami podanymi w deklaracji zgodności UE na następnej stronie.
PT	O produto está em conformidade com as diretrizes e normas indicadas na Declaração de Conformidade da EU na página seguinte.
RO	Produsul este în conformitate cu liniile directoare și standardele din Declarația de conformitate UE de pe pagina următoare.
SK	Produkt je v súlade so smernicami a štandardmi uvedenými v Prehlásení o zhode s EÚ na nasledujúcej strane.
SL	Izdelek je skladen s smernicami in standardi v izjavi EU o skladnosti na naslednji strani.
SV	Försäkrar att produkten överensstämmer med de i bilagan (EU-försäkran om överensstämmelse) angivna direktiven och normerna.
ZH	产品符合下页中欧盟一致性声明中的准则和标准

EU DECLARATION OF CONFORMITY

MEPY, MPE, MPM, MEM, MEP, MEX, CE, CEPY, P9XE

Modular range, compact range

EU Declaration of Conformity

EU Konformitätserklärung
Déclaration UE de conformité
Dichiarazione di conformità UE

This declaration of conformity is issued under the sole responsibility of the manufacturer
Die alleinige Verantwortung für die Ausstellung dieser Konformitätserklärung trägt der Hersteller /
La présente déclaration de conformité est établie sous la seule responsabilité du fabricant /
La presente dichiarazione di conformità è rilasciata sotto la responsabilità esclusiva del fabbricante

ABB Electrification Sweden AB
721 61 Västerås
Sweden

Object of declaration
Gegenstand der Erklärung / Objet de la déclaration / Oggetto della dichiarazione

Emergency stop / Not-Aus / Arrêt d'urgence / Pulsanti di arresto di emergenza
Type / Typ / Type / Tipo
MEPY, MPE, MPM, MEM, MEP, MEX

The object of this declaration is in conformity with the relevant Community harmonisation legislation
Der oben beschriebene Gegenstand der Erklärung erfüllt die einschlägigen / Harmonisierungsrechtsvorschriften der Gemeinschaft /
L'objet de la déclaration décrit ci-dessus est conforme à la législation communautaire d'harmonisation applicable /
L'oggetto della dichiarazione di cui sopra è conforme alla pertinente normativa comunitaria di armonizzazione

Low Voltage Directive / Niederspannungsrichtlinie / Directive basse tension / Direttiva Bassa Tensione
No. 2014/35/EU

Machinery directive / Maschinenrichtlinie / Directive sur les machines / Direttiva machine
No. 2006/42/EC

RoHS Directive / RoHS Richtlinie / Directive RoHS / Direttiva RoHS
No. 2011/65/EU incl. 2015/863/EU

and are in conformity with the following harmonized standards or other normative documents
nachgewiesen durch die Einhaltung der nachstehend aufgeführten Normen oder anderen normativen Dokumenten /
et justifié par le respect des Normes mentionnées ci-dessous ou autres documents normatifs /
e sono stati applicati le norme o altri documenti normativi indicati di seguito

EN60947-1:2007 + A1:2011 + A2:2014
EN60947-5-1:2017
EN60947-5-5:1997 + A1:2005 + A11:2013 + A2:2017
EN ISO 13850:2008
EN IEC 63000:2018

Year of CE-marking: 2002
Jahr der CE-Kennzeichnung / Année d'apposition du marquage CE / Anno in cui è stata affissa la marcatura

Signed for and on behalf of
Unterzeichnet für und im Namen von / Signé par et au nom de / Firmato in vece e per conto di

ABB Electrification Sweden AB
Vasteras, 27 April 2021

Magnus Backman
Global R&D Manager
Smart Power Division
Motor Starting & Safety

Document No.: **2CMT2015-005444** Rev: I

Postal address:	Visitor address:	Delivery address:	Tel phone:	Org.no:
ABB Electrification Sweden AB 721 61 Västerås Sweden	ABB Electrification Sweden AB Motorgränd 2C, Västerås, Sweden	ABB Electrification Sweden AB Motorgränd 3A, 721 32 Västerås, Sweden	021-32 07 00	556029-7329

EU Declaration of Conformity

EU Konformitätserklärung
Déclaration UE de conformité
Dichiarazione di conformità UE

This declaration of conformity is issued under the sole responsibility of the manufacturer
Die alleinige Verantwortung für die Ausstellung dieser Konformitätserklärung trägt der Hersteller /
La présente déclaration de conformité est établie sous la seule responsabilité du fabricant /
La presente dichiarazione di conformità è rilasciata sotto la responsabilità esclusiva del fabbricante

ABB Electrification Sweden AB
721 61 Västerås
Sweden

Object of declaration
Gegenstand der Erklärung / Objet de la déclaration / Oggetto della dichiarazione

Emergency stop / Not-Aus / Arrêt d'urgence / Pulsanti di arresto di emergenza
Type / Typ / Type / Tipo
CE, CEPY

The object of this declaration is in conformity with the relevant Community harmonisation legislation
Der oben beschriebene Gegenstand der Erklärung erfüllt die einschlägigen / Harmonisierungsrechtsvorschriften der Gemeinschaft /
L'objet de la déclaration décrit ci-dessus est conforme à la législation communautaire d'harmonisation applicable /
L'oggetto della dichiarazione di cui sopra è conforme alla pertinente normativa comunitaria di armonizzazione

Low Voltage Directive / Niederspannungsrichtlinie / Directive basse tension / Direttiva Bassa Tensione
No. 2014/35/EU

Machinery directive / Maschinenrichtlinie / Directive sur les machines / Direttiva machine
No. 2006/42/EC

RoHS Directive / RoHS Richtlinie / Directive RoHS / Direttiva RoHS
No. 2011/65/EU incl. 2015/863/EU

and are in conformity with the following harmonized standards or other normative documents
nachgewiesen durch die Einhaltung der nachstehend aufgeführten Normen oder anderen normativen Dokumenten /
et justifié par le respect des Normes mentionnées ci-dessous ou autres documents normatifs /
e sono stati applicati le norme o altri documenti normativi indicati di seguito

EN 60947-1:2007 + A1:2011 + A2:2014
EN 60947-5-1:2017
EN 60947-5-5:1997 + A1:2005 + A11:2013 + A2 :2017
EN ISO 13850:2015
EN IEC 63000:2018

Year of CE-marking: 2004
Jahr der CE-Kennzeichnung / Année d'apposition du marquage CE / Anno in cui è stata affissa la marcatura

Signed for and on behalf of
Unterzeichnet für und im Namen von / Signé par et au nom de / Firmato in vece e per conto di

ABB Electrification Sweden AB
Vasteras, 27 April 2021

Magnus Backman
Global R&D Manager
Smart Power Division
Motor Starting & Safety

Document No.: **2CMT2019-005802** Rev: B

Postal address:	Visitor address:	Delivery address:	Tel phone:	Org.no:
ABB Electrification Sweden AB 721 61 Västerås	ABB Electrification Sweden AB Motorgränd 2C,	ABB Electrification Sweden AB Motorgränd 3A,	021-32 07 00	556029-7329

EU Declaration of Conformity

EU Konformitätserklärung
Déclaration UE de conformité
Dichiarazione di conformità UE

This declaration of conformity is issued under the sole responsibility of the manufacturer
Die alleinige Verantwortung für die Ausstellung dieser Konformitätserklärung trägt der Hersteller /
La présente déclaration de conformité est établie sous la seule responsabilité du fabricant /
La presente dichiarazione di conformità è rilasciata sotto la responsabilità esclusiva del fabbricante

ABB Electrification Sweden AB
721 61 Västerås
Sweden

Object of declaration
Gegenstand der Erklärung / Objet de la déclaration / Oggetto della dichiarazione

Emergency stop / Not-Aus / Arrêt d'urgence / Pulsanti di arresto di emergenza
Type / Typ / Type / Tipo
P9XE

The object of this declaration is in conformity with the relevant Community harmonisation legislation
Der oben beschriebene Gegenstand der Erklärung erfüllt die einschlägigen / Harmonisierungsrechtsvorschriften der Gemeinschaft /
L'objet de la déclaration décrit ci-dessus est conforme à la législation communautaire d'harmonisation applicable /
L'oggetto della dichiarazione di cui sopra è conforme alla pertinente normativa comunitaria di armonizzazione

Low Voltage Directive / Niederspannungsrichtlinie / Directive basse tension / Direttiva Bassa Tensione
No. 2014/35/EU

Machinery directive / Maschinenrichtlinie / Directive sur les machines / Direttiva machine
No. 2006/42/EC

RoHS Directive / RoHS Richtlinie / Directive RoHS / Direttiva RoHS
No. 2011/65/EU incl. 2015/863/EU

and are in conformity with the following harmonized standards or other normative documents
nachgewiesen durch die Einhaltung der nachstehend aufgeführten Normen oder anderen normativen Dokumenten /
et justifié par le respect des Normes mentionnées ci-dessous ou autres documents normatifs /
e sono stati applicati le norme o altri documenti normativi indicati di seguito

EN 60947-1:2007 + A1:2011 + A2:2014
EN 60947-5-1:2017
EN 60947-5-5:1997 + A1:2005 + A11:2013 + A2:2017
EN ISO 13850:2015
EN IEC 63000:2018

Year of CE-marking: 2019
Jahr der CE-Kennzeichnung / Année d'apposition du marquage CE / Anno in cui è stata affissa la marcatura

Signed for and on behalf of
Unterzeichnet für und im Namen von / Signé par et au nom de / Firmato in vece e per conto di

ABB Electrification Sweden AB
Vasteras, 24 April 2021

Magnus Backman
Global R&D Manager
Smart Power Division
Motor Starting & Safety

Document No.: **2CMT2019-005863** Rev: B

Postal address:	Visitor address:	Delivery address:	Tel phone:	Org.no:
ABB Electrification Sweden AB 721 61 Västerås Sweden	ABB Electrification Sweden AB Motorgränd 2C, Västerås, Sweden	ABB Electrification Sweden AB Motorgränd 3A, 721 32 Västerås, Sweden	021-32 07 00	556029-7329

ABB Electrification Sweden AB
SE-72161 Västerås
Sweden

www.abb.com/lowvoltage

Further information:

Revision
F

Revision date
2022-09-20

Document number
1SFC151011M0201

© Copyright 2021 ABB.
All rights reserved.
Specifications subject
to change without notice.