MicroRex analogue time switches

for rail ⎓



4127 90



4127 95

Conform to EN 60730-1 and EN 60730-2-7
Programmed via captive segment
Supply voltage : 230 V∿ 50/60 Hz
1 x 16 A output
Manual changeover to summer/winter time
Mount on DIN rail EN 60715 ⎓

Pack	Cat. Nos.	Daily programme	No. of 17·5 mm modules
		24 hour programme One segment : 15 minutes Switching accuracy : ± 5 minutes	
1	4127 80	**T11 Daily** 1 channel Without working reserve N/O contact Minimum switching time : 15 minutes Vertical dial	1
1	4127 90	**QT11 Daily** 1 channel With 100 hr working reserve N/O contact Minimum switching time : 15 minutes Vertical dial	1
1	4128 12	**T31 Daily** 1 channel Without working reserve Changeover switch Minimum switching time : 30 minutes Horizontal dial	3
1	4128 13	**QT31 Daily** 1 channel With 100 hr working reserve Changeover switch Minimum switching time : 30 minutes Horizontal dial	3

Pack	Cat. Nos.	Weekly programme	No. of 17·5 mm modules
		7 day programme One segment : 2 hours Switching accuracy : ± 30 minutes	
1	4127 94	**QW11 Weekly** With 100 hr working reserve N/O contact Minimum switching time : 2 hours Vertical dial	1
1	4127 95	**QW31 Weekly** With 100 hr working reserve Changeover switch Minimum switching time : 4 hours Horizontal dial	3

Technical information

Cat. Nos.	Programme	Segment	Min. switching time	Working reserve	16 A output via contact		No. of modules
					N/O	Chang. S.	
4128 12	24 h	15 min	30 min	without	–	1	3
4128 13	24 h	15 min	30 min	100 h	–	1	3
4127 80	24 h	15 min	15 min	without	1	–	1
4127 90	24 h	15 min	15 min	100 h	1	–	1
4127 94	7 d	2 h	2 h	100 h	1	–	1
4127 95	7 d	2 h	4 h	100 h	–	1	3

Wiring diagrams

Cat. Nos. 4127 80/90/94

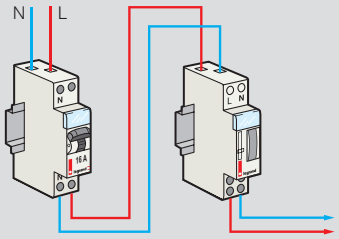

Cat. Nos. 4128 12/13/4127 95

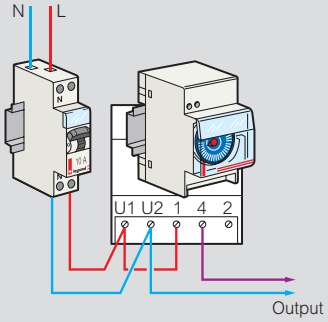

Output closing and breaking times are calculated based on the date, the actual time when the device was switched and on geographical coordinates of the actual location

Dimensions (mm)

Cat. Nos. 4127 80/90/94

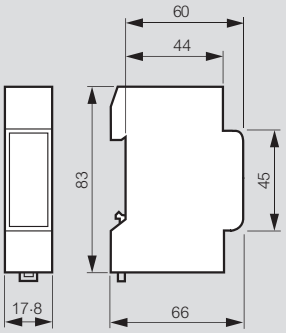

Cat. Nos. 4128 12/13/4127 95

