AC/DC Filter 2-Stage, DIN Rail Mounting, Overcurrent and Overvoltage Protection

new



Housing RI



Housing RI with Circuit Breaker



Housing TI

See below:
Approvals and Compliances

Description

- Single-phase line filter in standard and medical versions
- 2-Stages filter
- Very high attenuation
- broadband
- Fuseholder
- Thermal circuit breaker
- Surge protection

Unique Selling Proposition

- Slim filter for DIN-rail mounting or chassis mounting
- With fuse holder or circuit breaker for equipment
- With overvoltage protection
- Quick wiring with cage clamp terminals

Characteristics

- Protection against interference voltage from the mains
  Possible interferences generated in the equipment are strongly attenuated
- Especially designed for electric switch and control cabinets
- Suitable for use in equipment according to IEC/UL 60950
  Suitable for use in medical equipment according to IEC/UL 60601-1

Weblinks

pdf data sheet, html datasheet, General Product Information, Distributor-Stock-Check, Detailed request for product, Microsite, Landing Page

Technical Data

Ratings IEC	1 - 16 A @ Ta 40 °C / 250 VAC; 50 Hz 48/250 VDC
Ratings UL/CSA	1 - 16 A @ Ta 40 °C / 125/250 VAC; 60 Hz 48/250 VDC
Leakage Current	standard < 1 mA (250 V / 50 Hz)
Dielectric Strength	1.7 kVDC between L-N 2.7 kVDC between L/N-PE Test voltage (2 sec)
Allowable Operation Temperature	-40 °C to 100 °C
Climatic Category	40/100/21 acc. to IEC 60068-1
IP-Protection	IP20 IEC 60529
Protection Class	Suitable for appliances with protection class I acc. to IEC 61140
Terminal	Spring cage terminals , 0.2 - 2.5 mm², 24 - 12 AWG
Material: Housing	Plastics, black, UL 94V-0

Circuit Breakers	Acc. IEC/EN 60934, UL 1077, CSA 22.2 no. 235 3 - 15 A Short circuit capacity Icn: 2000 A
	Climatic Category 05 / 060 / 21 acc. to IEC 60068-1
Fuseholder	1-pole, Shocksafe category PC2 acc. to IEC 60127-6 for fuse-links 5 x 20 mm
Rated Power Acceptance @ Ta 23 °C	5 x 20: 2.5 W
Power Acceptance @ Ta > 23°C	Admissible power acceptance at higher ambient temperature see derating curves
	Climatic Category 40 / 085 / 21 acc. to IEC 60068-1
Surge protection	320 VAC , 420 VDC , 0.4 W
	Climatic Category 40 / 085 / 21 acc. to IEC 60068-1
Line Filter	Standard and Industrial Version, IEC 60939, UL 60939-3, CSA C22.2 no. 8 Technical Details
MTBF	> 200'000 h acc. to MIL-HB-217 F

Approvals and Compliances

Detailed information on product approvals, code requirements, usage instructions and detailed test conditions can be looked up in Details about Approvals

SCHURTER products are designed for use in industrial environments. They have approvals from independent testing bodies according to national and international standards. Products with specific characteristics and requirements such as required in the automotive sector according to IATF 16949, medical technology according to ISO 13485 or in the aerospace industry can be offered exclusively with customer-specific, individual agreements by SCHURTER.

Approvals

The approval mark is used by the testing authorities to certify compliance with the safety requirements placed on electronic products.

Approval Reference Type: FPBB Rail

Approval Logo	Certificates	Certification Body	Description
	VDE Approvals	VDE	Certificate Number: 40047767
	UL Approvals	UL	UL File Number: E495089

Product standards

Product standards that are referenced

Organization	Design	Standard	Description
	Designed according to	IEC 60320-1	Appliance couplers for household and similar general purposes
	Designed according to	IEC 60939	Passive filters for suppressing electromagnetic interference
	Designed according to	IEC 60127-6	Miniature fuses. Part 6. Fuse-holders for miniature fuse-links
	Designed according to	UL 498	Standard for Attachment Plugs and Receptacles
	Designed according to	UL 60939-3	Electromagnetic interference filters
	Designed according to	CSA C22.2 no. 42	General Use Receptacles, Attachment Plugs, and Similar Wiring Devices
	Designed according to	CSA C22.2 no. 8	Electromagnetic interference (EMI) filters

Application standards

Application standards where the product can be used

Organization	Design	Standard	Description
	Designed for applications acc.	IEC/UL 60950	IEC 60950-1 includes the basic requirements for the safety of information technology equipment.
	Designed for applications acc.	IEC 60601-1	Medical electrical equipment - Part 1: General requirements for basic safety and essential performance

Compliances

The product complies with following Guide Lines

Identification	Details	Initiator	Description
CE	CE declaration of conformity	SCHURTER AG	The CE marking declares that the product complies with the applicable requirements laid down in the harmonisation of Community legislation on its affixing in accordance with EU Regulation 765/2008.
RoHS	RoHS	SCHURTER AG	Directive RoHS 2011/65/EU, Amendment (EU) 2015/836
	China RoHS	SCHURTER AG	The law SJ / T 11363-2006 (China RoHS) has been in force since 1 March 2007. It is similar to the EU directive RoHS.
REACH	REACH	SCHURTER AG	On 1 June 2007, Regulation (EC) No 1907/2006 on the Registration, Evaluation, Authorization and Restriction of Chemicals 1 (abbreviated as "REACH") entered into force.
	Medical Technology	SCHURTER AG	Suitable for use in medical equipment according to IEC/UL 60601-1

Dimension [mm]
Housing RI

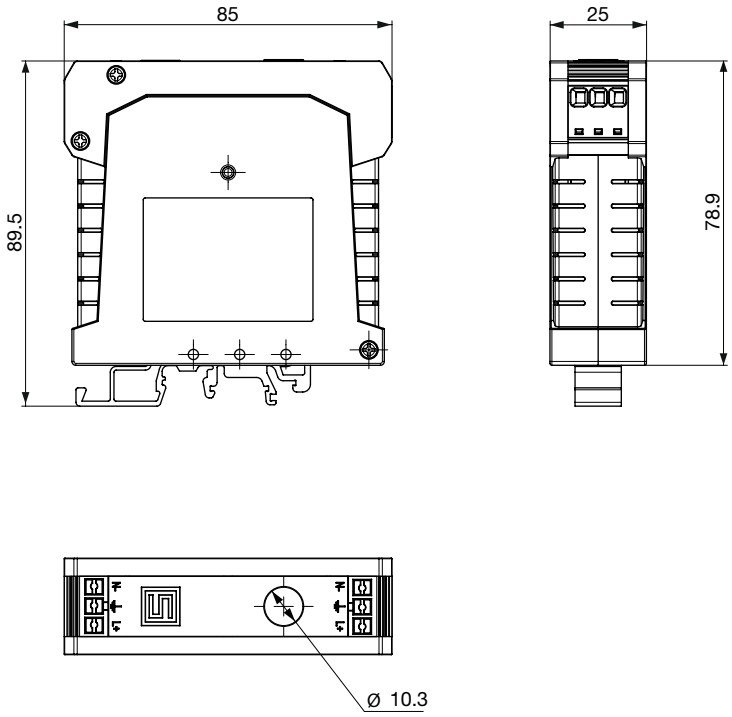

Housing TI

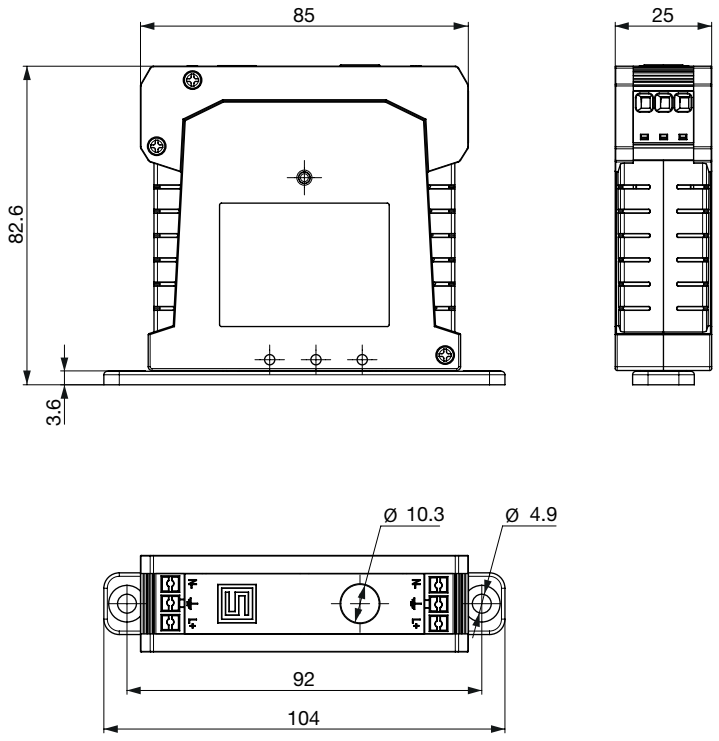

Diagrams

Diagram S1

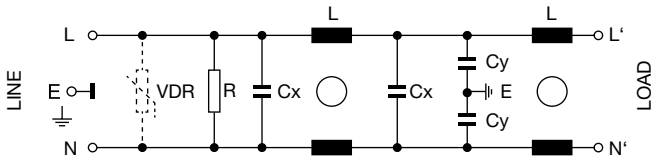

1) Line, 2) Load
VDR only for versions with overvoltage protection

Diagram S2

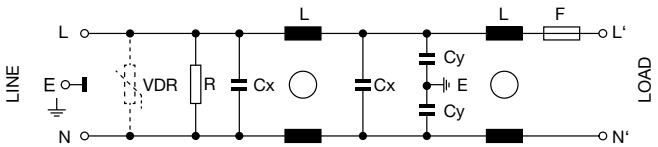

1) Line, 2) Load
VDR only for versions with overvoltage protection

Diagram S3

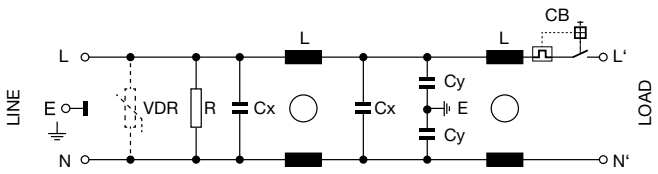

1) Line, 2) Load
VDR only for versions with overvoltage protection

Diagram S4

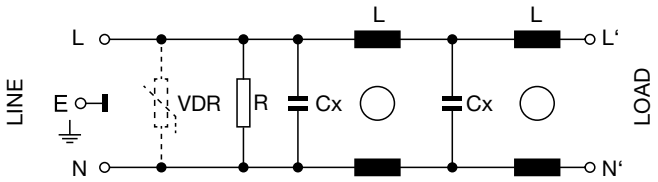

1) Line, 2) Load
VDR only for versions with overvoltage protection

Diagram S5

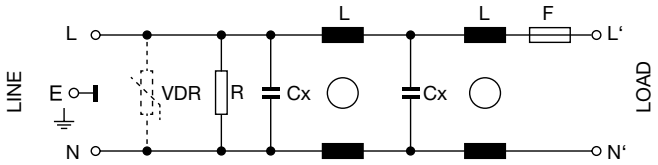

1) Line, 2) Load
VDR only for versions with overvoltage protection

Diagram S6

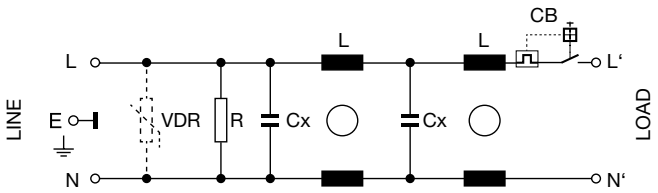

1) Line, 2) Load
VDR only for versions with overvoltage protection

Attenuation Loss

- - - - 50Ω differential mode _____ 50Ω common mode

Standard version

1 A

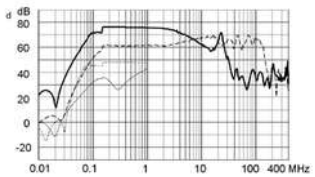

3 A

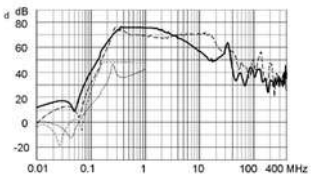

6 A

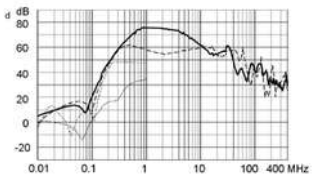

10 A

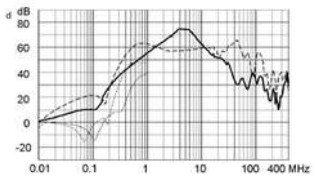

12 A

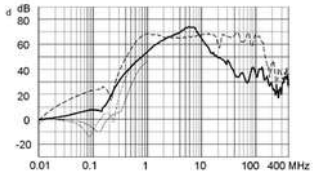

16 A

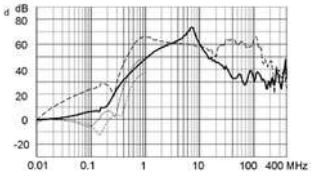

Medical version (M5)

1 A

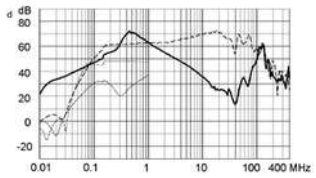

3 A

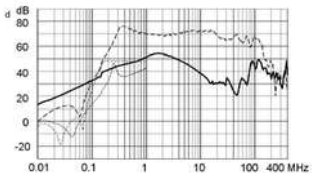

6 A

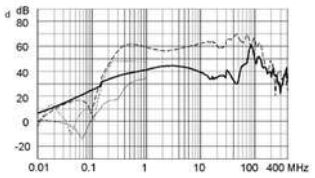

10 A

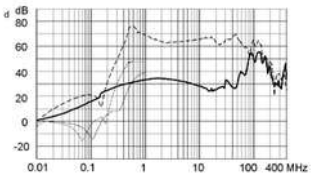

12 A

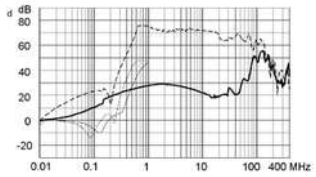

16 A

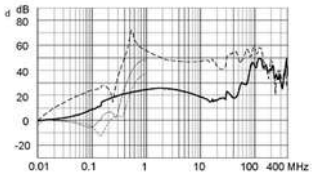

Medical version (M80)

1 A

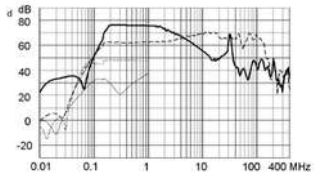

3 A

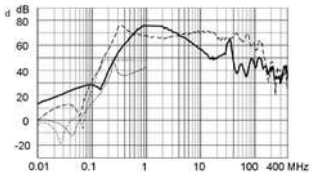

6 A

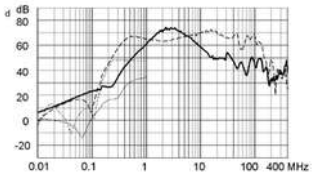

10 A

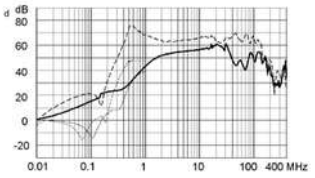

12 A

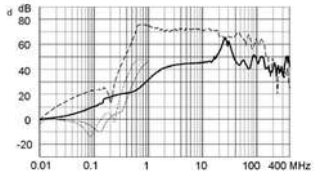

16 A

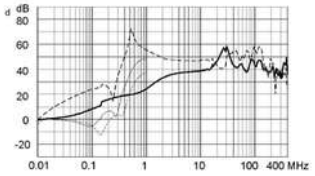

All Variants

Rated current	Rated voltage	Rated voltage	Filter-Type	Leakage Current	Ri	Power Loss	Fuseholder	Circuit-breaker for equipment	Surge protection	Diagram	Housings	Weight	Order Number
[A]	[VAC]	[VDC]		[mA]	[mΩ]	[W]						[g]	
1	250	250	Standard Version	0.5	770	1.3			-	S1	RI	115	3-103-673
1	250	250	Standard Version	0.5	770	1.3			-	S1	TI	115	3-103-714
1	250	250	Standard Version	0.5	780	1.3	●		-	S2	RI	115	3-103-679
1	250	250	Standard Version	0.5	770	1.3			VDR	S1	RI	115	3-103-699
1	250	250	Standard Version	0.5	780	1.3	●		VDR	S2	RI	115	3-103-705
1	250	250	Standard Version	0.5	780	1.3	●		VDR	S2	TI	115	3-103-736
1	250	250	Medical Version (M5)	0.005	770	1.3			-	S4	TI	115	3-103-980
1	250	250	Medical Version (M5)	0.005	780	1.3	●		-	S5	TI	115	3-103-986
3	250	250	Standard Version	0.5	88	1.3			-	S1	RI	115	3-103-674

Rated current	Rated voltage	Rated voltage	Filter-Type	Leakage Current	Ri	Power Loss	Fuseholder	Circuit-breaker for equipment	Surge protection	Diagram	Housings	Weight	Order Number
[A]	[VAC]	[VDC]		[mA]	[mΩ]	[W]						[g]	
3	250	250	Standard Version	0.5	88	1.3			-	S1	TI	115	3-103-715
3	240	48	Standard Version	0.5	250	1.3		●	-	S3	RI	120	3-103-693
3	250	250	Standard Version	0.5	88	1.3			VDR	S1	RI	115	3-103-700
3	250	250	Standard Version	0.5	98	1.3	●		VDR	S2	RI	115	3-103-706
3	250	250	Standard Version	0.5	98	1.3	●		VDR	S2	TI	115	3-103-737
3	240	48	Standard Version	0.5	250	1.3		●	VDR	S3	RI	120	3-103-709
3	240	48	Standard Version	0.5	250	1.3		●	VDR	S3	TI	120	3-103-720
3	250	250	Medical Version (M5)	0.005	88	1.3			-	S4	TI	115	3-103-981
3	250	250	Medical Version (M5)	0.005	98	1.3	●		-	S5	TI	115	3-103-987
6	250	250	Standard Version	0.5	30	1.73			-	S1	RI	115	3-103-675
6	250	250	Standard Version	0.5	30	1.73			-	S1	TI	115	3-103-716
6	250	250	Standard Version	0.5	40	1.73	●		-	S2	RI	115	3-103-681
6	250	250	Standard Version	0.5	30	1.73			VDR	S1	RI	115	3-103-701
6	250	250	Standard Version	0.5	40	1.73	●		VDR	S2	RI	115	3-103-707
6	250	250	Standard Version	0.5	40	1.73	●		VDR	S2	TI	115	3-103-738
6	240	48	Standard Version	0.5	60	1.3		●	VDR	S3	RI	120	3-103-710
6	240	48	Standard Version	0.5	60	1.73		●	VDR	S3	TI	120	3-103-721
6	250	250	Medical Version (M5)	0.005	30	1.73			-	S4	TI	115	3-103-982
6	250	250	Medical Version (M5)	0.005	40	1.73	●		-	S5	TI	115	3-103-988
10	250	250	Standard Version	0.5	25	2.64			-	S1	RI	115	3-103-676
10	250	250	Standard Version	0.5	25	2.64			-	S1	TI	115	3-103-717
10	240	48	Standard Version	0.5	30	2.64		●	-	S3	RI	120	3-103-695
10	250	250	Standard Version	0.5	25	2.64			VDR	S1	RI	115	3-103-702
10	250	250	Standard Version	0.5	35	2.64	●		VDR	S2	RI	115	3-103-708
10	250	250	Standard Version	0.5	35	2.64	●		VDR	S2	TI	115	3-103-739
10	240	48	Standard Version	0.5	30	2.64		●	VDR	S3	RI	120	3-103-711
10	240	48	Standard Version	0.5	30	2.64		●	VDR	S3	TI	120	3-103-752
10	250	250	Medical Version (M5)	0.005	25	2.64			-	S4	TI	115	3-103-983
10	250	250	Medical Version (M5)	0.005	35	2.64	●		-	S5	TI	115	3-103-989
12	250	250	Standard Version	0.5	12	1.6			-	S1	RI	115	3-103-677
12	250	250	Standard Version	0.5	12	1.6			-	S1	TI	115	3-103-718
12	250	250	Standard Version	0.5	12	1.6			VDR	S1	RI	115	3-103-703
12	240	48	Standard Version	0.5	25	1.6		●	VDR	S3	RI	120	3-103-712

Rated current	Rated voltage	Rated voltage	Filter-Type	Leakage Current	Ri	Power Loss	Fuseholder	Circuit-breaker for equipment	Surge protection	Diagram	Housings	Weight	Order Number
[A]	[VAC]	[VDC]		[mA]	[mΩ]	[W]						[g]	
12	240	48	Standard Version	0.5	25	1.6		●	VDR	S3	TI	120	3-103-753
12	250	250	Medical Version (M5)	0.005	12	1.6			-	S4	TI	115	3-103-984
15	240	32	Standard Version	0.5	20	1.55		●	VDR	S3	RI	120	3-103-713
15	240	32	Standard Version	0.5	20	1.55		●	VDR	S3	TI	120	3-103-754
16	250	250	Standard Version	0.5	8	1.55			-	S1	RI	115	3-103-678
16	250	250	Standard Version	0.5	8	1.55			-	S1	TI	115	3-103-719
16	250	250	Standard Version	0.5	8	1.55			VDR	S1	RI	115	3-103-704
16	250	250	Medical Version (M5)	0.005	8	1.55			-	S4	TI	115	3-103-985

Most Popular.

Availability for all products can be searched real-time:https://www.schurter.com/en/Stock-Check/Stock-Check-SCHURTER

Packaging unit 20 Pcs

30.05.2019

The specifications, descriptions and illustrations indicated in this document are based on current information. All content is subject to modifications and amendments. Information furnished is believed to be accurate and reliable. However, users should independently evaluate the suitability and test each product selected for their own applications.