



Model Number

RLK39-55/31/35/40a/116

Retroreflective sensor
with terminal compartment

Features

- Visible red light
- Light/dark ON, switchable
- Degree of protection IP67

Dimensions

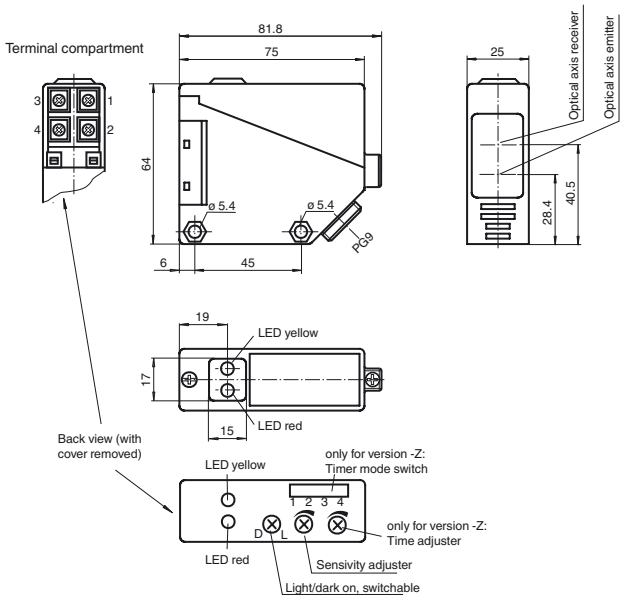

Electrical connection

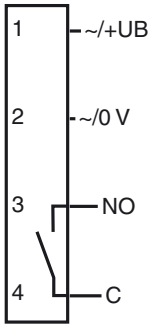

Release date: 2015-09-01 11:48 Date of issue: 2015-09-01 088814_eng.xml

Technical data

General specifications		
Effective detection range		0 ... 20 m
Reflector distance		0.1 ... 20 m
Threshold detection range		25 m
Reference target		H85-2 reflector
Light source		LED red
Light type		modulated visible red light
Polarization filter		no
Ambient light limit		10000 Lux
Functional safety related parameters		
$MTTF_d$		1002 a
Mission Time (T_M)		20 a
Diagnostic Coverage (DC)		0 %
Indicators/operating means		
Function indicator		LED yellow: switching state LED red: pre-fault indication
Control elements		sensitivity adjustment
Control elements		Light/Dark switch
Electrical specifications		
Operating voltage	U_B	12 ... 240 V DC 24 ... 240 V AC (50 ... 60 Hz)
Ripple		10 %
No-load supply current	I_0	≤ 55 mA
Power consumption	P_0	≤ 3 VA
Time delay before availability	t_v	≤ 50 ms
Output		
Switching type		light/dark on
Signal output		1 relay output
Switching voltage		≤ 240 V AC
Switching current		max. 3 A
Switching frequency	f	≤ 25 Hz
Response time		≤ 20 ms
Standard conformity		
Standards		EN 60947-5-2
Ambient conditions		
Ambient temperature		-25 ... 55 °C (-13 ... 131 °F)
Storage temperature		-40 ... 70 °C (-40 ... 158 °F)
Mechanical specifications		
Degree of protection		IP67
Connection		terminal compartment PG9, ≤ 2.5 mm^2
Material		
Housing		PBT
Optical face		PMMA
Mass		110 g
Compliance with standards and directives		
Directive conformity		EMC Directive 2004/108/EC
Standard conformity		
Product standard		EN 60947-5-2:2007 IEC 60947-5-2:2007
Approvals and certificates		
CCC approval		Certified by China Compulsory Certification (CCC)
Approvals		CE

Accessories

OMH-RL39
Mounting bracket for RL39 series Sensors

Other suitable accessories can be found at www.pepperl-fuchs.com

Release date: 2015-09-01 11:48 Date of issue: 2015-09-01 088814_eng.xml

Refer to "General Notes Relating to Pepperl+Fuchs Product Information".
Pepperl+Fuchs Group www.pepperl-fuchs.com
USA: +1 330 486 0001 fa-info@us.pepperl-fuchs.com
Germany: +49 621 776 4411 fa-info@de.pepperl-fuchs.com
Singapore: +65 6779 9091 fa-info@sg.pepperl-fuchs.com
PEPPERL+FUCHS SENSING YOUR NEEDS

Curves/Diagrams

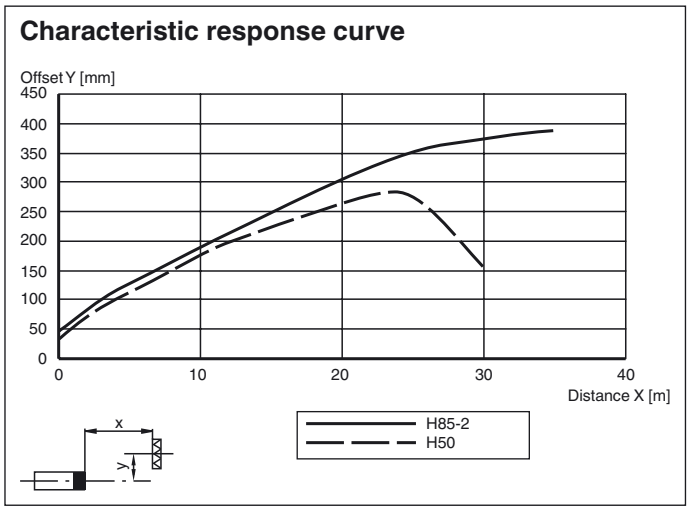

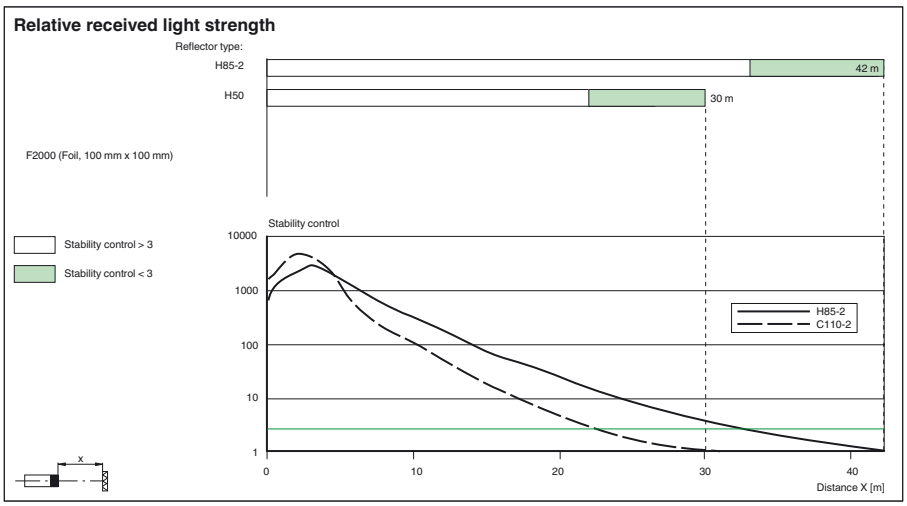

Additional Information

Conventional use:

The reflex light beam switch contains the emitter and receiver in a single housing. The light from transmitter is beamed back from a reflector to the receiver. If an object interrupts the light beam the switching function is initiated.

Mounting instructions:

The sensor can be fastened over the through-holes directly or with the included mounting bracket.
The base surface must be flat to avoid distorting the housing during mounting. It is advisable to secure the bolts and screws with washers to prevent misalignment of the sensor.

Instructions for adjustment:

Connect the sensor to operating voltage, the LED green lights up constantly.
Mount suitable reflector opposite light beam switch and align roughly.
The exact adjustment takes by swivelling the sensor horizontally and vertically. With optimum light reception the yellow LED lights up constantly. In case of bad alignment, the red LED lights up.

Object detection check:

Move the object into the light beam. If the object is recorded, the yellow LED goes off. If it isn't going off, reduce the sensitivity with the potentiometer until it goes off. It should light up constantly again when the object is removed.
The red LED lights up if reception deteriorates (e.g. soiled lenses or by maladjustment) and when falling short of the stability control.

lustration:

We recommend that you clean the optical interfaces and check the plug-in connections and screw connections at regular intervals.

Release date: 2015-09-01 11:48 Date of issue: 2015-09-01 088814_eng.xml