Surface Mount Fuse, 5.3 x 16 mm, Time-Lag T, 277 VAC / 250 VDC, Breaking Capacity 1500 A

new



UL 248-14 · 277 VAC · 250 VDC · Time-Lag T

Description
- 24 rated currents from 160 mA to 30 A
- Square design: 5.3 x 16
- Impermeable to potting compound used to achieve hermetic seal for use in intrinsically safe applications according to ATEx and IECEx requirements.

Unique Selling Proposition
- High breaking capacity up to 1500 A
- High rated voltages up to 277 VAC / 250 VDC
- Compact design
- Suitable for pulse-shaped continuous currents

Standards
- IEC 60127-7
- UL 248-14
- CSA C22.2
- Qualification according to AEC-Q200 on request

Approvals
- Approval Reference Type: UMT-H
- VDE Certificate Number: 40039476
- UL File Number: E41599

Applications
- Primary protection on SMD PCBs
- Sensors
- Power supplies
- Explosion protection
- Lighting
- Battery protection

References
Packaging Details
Fuse Kit Fuse Kit UMT-H

Weblinks
pdf datasheet, html-datasheet, General Product Information, Packaging details, Approvals, CE declaration of conformity, RoHS, CHINA-RoHS, REACH, Distributor-Stock-Check, Detailed request for product, Microsite, Video

Application Note Primary Protection in Equipmentwith further information on increased Pulse Strength and their test conditions according to international standards see Impulse Withstand Voltage

Technical Data

Rated Voltage	250 - 277 VAC, 72 - 250 VDC
Rated current	0.16 - 30 A
Breaking Capacity	100 - 1500 A
Characteristic	Time-Lag T
Mounting	PCB,SMT
Admissible Ambient Air Temp.	-55 °C to 125 °C
Climatic Category	55/125/21 acc. to IEC 60068-1
Material: Housing	Ceramic
Material: Terminals	Ni/Sn-Plated Copper Alloy
Unit Weight	1.42 g
Storage Conditions	0 °C to 40 °C, max. 70% r.h.
Product Marking	, Rated current, Voltage, Characteristic, Breaking Capacity, Approvals

Soldering Methods	Reflow Soldering Profile
Solderability	245 °C / 3 sec acc. to IEC 60068-2-58
Resistance to Soldering Heat	260 °C / 10 sec acc. to IEC 60068-2-58
Life Test	1000h @ 0.60 x In @ 70°C (acc. to EIA/IS-722, Test 4.4.1)
Moisture Resistance Test	MIL-STD-202, Method 106E (acc. to EIA/IS-722, Test 4.4.3)
Terminal Strength	(Deflection of board 1 mm for 1 minute) (acc. to EIA/IS-722, Test 4.5.5)
Mechanical Shock	MIL-STD-202, Method 213B (Shock 50g, half sine wave, 11 ms)
Resistance to Solvents	MIL-STD-202, Method 215A (EIA-722, 4.11)

Detailed information on product approvals, code requirements, usage instructions and detailed test conditions can be looked up in General Product Information

Dimension [mm]



Soldering pads

Derating Curves

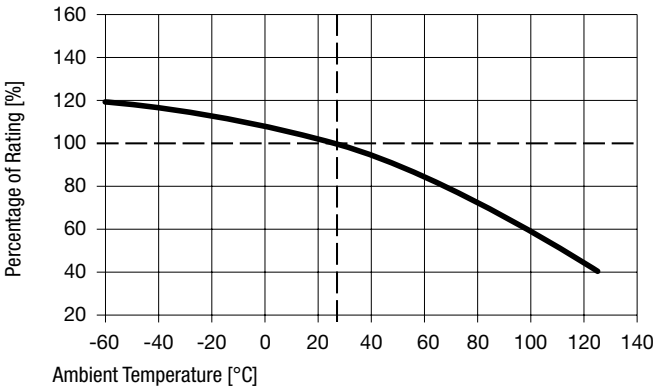

Pre-Arcing Time

Rated Current In	1.0 x In min.	1.25 x In min.	2.0 x In max.	2.5 x In max.	10.0 x In min.	10.0 x In max.
0.160 A - 12.5 A	-	60 min	120 s	-	10 ms	100 ms
16 A	4 h	-	120 s	-	10 ms	100 ms
20 A - 30 A	4 h	-	-	120 s	5 ms	100 ms

Time-Current-Curves

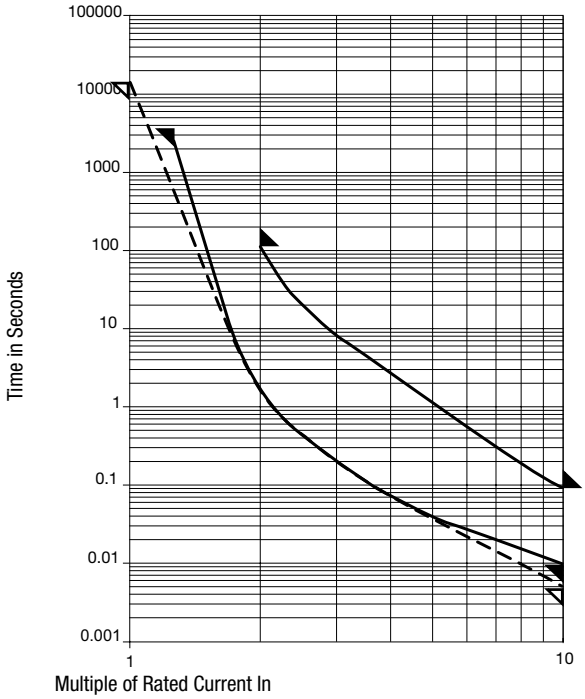

All Variants

Rated Current [A]	Rated Voltage [VAC]	Rated Voltage [VDC]	Breaking Capacity	Voltage Drop 1.0 In typ. [mV]	Power Dissipation 1.25 I_n typ. [mW]	Melting I^2t 10.0 Intyp. [A^2s]	VDE	cULus	Order Number	
0.16	277	250	1)	1520	410	0.045	●	●	3403.0266.11	
0.16	277	250	1)	1520	410	0.045	●	●	3403.0266.23	
0.2	277	250	1)	1230	415	0.095	●	●	3403.0267.11	
0.2	277	250	1)	1230	415	0.095	●	●	3403.0267.23	
0.25	277	250	1)	1000	425	0.17	●	●	3403.0268.11	
0.25	277	250	1)	1000	425	0.17	●	●	3403.0268.23	
0.315	277	250	1)	805	435	0.265	●	●	3403.0269.11	
0.315	277	250	1)	805	435	0.265	●	●	3403.0269.23	
0.4	277	250	1)	715	490	0.33	●	●	3403.0270.11	
0.4	277	250	1)	715	490	0.33	●	●	3403.0270.23	
0.5	277	250	1)	650	590	0.45	●	●	3403.0271.11	
0.5	277	250	1)	650	590	0.45	●	●	3403.0271.23	
0.63	277	250	1)	540	595	1.1	●	●	3403.0272.11	
0.63	277	250	1)	540	595	1.1	●	●	3403.0272.23	
0.8	277	250	1)	460	635	2.1	●	●	3403.0273.11	
0.8	277	250	1)	460	635	2.1	●	●	3403.0273.23	
1	277	250	1)	405	710	3.44	●	●	3403.0274.11	
1	277	250	1)	405	710	3.44	●	●	3403.0274.23	
1.25	277	250	1)	325	750	3.12	●	●	3403.0275.11	
1.25	277	250	1)	325	750	3.12	●	●	3403.0275.23	
1.6	277	250	1)	270	785	5.4	●	●	3403.0276.11	
1.6	277	250	1)	270	785	5.4	●	●	3403.0276.23	
2	277	250	1)	220	795	11.8	●	●	3403.0277.11	
2	277	250	1)	220	795	11.8	●	●	3403.0277.23	
2.5	277	125	2)	210	980	21	●	●	3403.0278.11	
2.5	277	125	2)	210	980	21	●	●	3403.0278.23	
3.15	277	125	2)	190	1060	43	●	●	3403.0279.11	
3.15	277	125	2)	190	1060	43	●	●	3403.0279.23	

Rated Current [A]	Rated Voltage [VAC]	Rated Voltage [VDC]	Breaking Capacity	Voltage Drop 1.0 In typ. [mV]	Power Dissipation 1.25 I_n typ. [mW]	Melting I^2t 10.0 Intyp. [A^2s]	VDE	cULus	Order Number	
4	277	125	2)	140	1070	48	●	●	3403.0280.11	▮
4	277	125	2)	140	1070	48	●	●	3403.0280.23	
5	277	125	2)	115	1080	99	●	●	3403.0281.11	▮
5	277	125	2)	115	1080	99	●	●	3403.0281.23	
6.3	277	125	2)	100	1160	165	●	●	3403.0282.11	▮
6.3	277	125	2)	100	1160	165	●	●	3403.0282.23	
8	250	125	3)	75	1220	125	●	●	3403.0283.11	▮
8	250	125	3)	75	1220	125	●	●	3403.0283.23	
10	250	125	3)	73	1320	198	●	●	3403.0284.11	▮
10	250	125	3)	73	1320	198	●	●	3403.0284.23	
12.5	250	125	4)	63	1395	344	●	●	3403.0285.11	▮
12.5	250	125	4)	63	1395	344	●	●	3403.0285.11	
16	250	125	5)	62	1050	640	●	●	3403.0286.11	▮
16	250	125	5)	62	1050	640	●	●	3403.0286.23	
20	250	72	6)	76	1565	445		●	3403.0287.11	▮
20	250	72	6)	76	1656	445		●	3403.0287.23	
25	250	72	6)	64	1650	1170		●	3403.0288.11	▮
25	250	72	6)	64	1650	1170		●	3403.0288.23	
30	250	72	6)	63	2020	1650		●	3403.0289.11	▮
30	250	72	6)	63	2020	1650		●	3403.0289.23	

▮ Most Popular.

Availability for all products can be searched real-time:http://www.schurter.com/en/Stock-Check/Stock-Check-SCHURTER

1) UL = 1500 A @ 277 VAC, resistive / 1500 A @ 250 VDC

1) IEC = 1500 A @ 250 VAC, resistive / 1500 A @ 250 VDC

2) UL = 1500 A @ 277 VAC, resistive / 1500 A @ 125 VDC

2) IEC = 1500 A @ 250 VAC, resistive / 1500 A @ 125 VDC

3) UL = 1500 A @ 250 VAC, resistive / 1500 A @ 125 VDC

3) IEC = 1500 A @ 250 VAC, resistive / 1500 A @ 125 VDC

4) UL = 1000 A @ 250 VAC, resistive / 1000 A @ 125 VDC

4) IEC = 1000 A @ 250 VAC, resistive / 1000 A @ 125 VDC

5) UL = 500 A @ 250 VAC, resistive / 500 A @ 125 VDC

5) IEC = 500 A @ 250 VAC, resistive / 500 A @ 125 VDC

6) UL = 100 A @ 250 VAC, resistive / 500 A @ 125 VAC, resistive / 500 A @ 72 VDC

Packaging Unit

.xx = .11 Plastic Bag (100 pcs.)
.xx = .23 Blister Tape 33 cm Reel (1500 pcs.)

02.09.2017

The specifications, descriptions and illustrations indicated in this document are based on current information. All content is subject to modifications and amendments. Information furnished is believed to be accurate and reliable. However, users should independently evaluate the suitability and test each product selected for their own applications.