

Measurement shunts

Measurement devices



Composition of the range

- 20 ratings available from 1 to 4000 A, with 100 mV output
- Other ratings and secondary voltages are available, please contact us

Function

SOCOMEC shunts provide indirect measurement of direct current by creating a standardised voltage drop.

Characteristics

- Voltage drop: 100 mV for nominal rating.
- Accuracy class: 0,5.
- Permanent overload: 1.2 In.
- 10 In / 5s rating ≤ 500 A
  5 In / 5s rating 600 to 1500 A
  2 In / 5s rating ≥ 2500 A.

References

Rating (A)(1)	Secondary voltage drop	DIN series Reference
1 A	100 mV	192S **2101**
4 A	100 mV	192S **2104**
6 A	100 mV	192S **2106**
10 A	100 mV	192S **2110**
15 A	100 mV	192S **2112**
25 A	100 mV	192S **2114**
40 A	100 mV	192S **2116**
60 A	100 mV	192S **2118**
100 A	100 mV	192S **2120**
150 A	100 mV	192S **2125**
200 A	100 mV	192S **2220**
250 A	100 mV	192S **2235**
300 A	100 mV	192S **2230**
400 A	100 mV	192S **2240**
600 A	100 mV	192S **2250**
1000 A	100 mV	192S **2255**
1500 A	100 mV	192S **2260**
2500 A	100 mV	192S **2165**
4000 A	100 mV	192S **2170**

(1) Other rating: please consult us.

socomec Innovative Power Solutions

Dimensions

DIN Series 1 to 25 A

Fig. 1

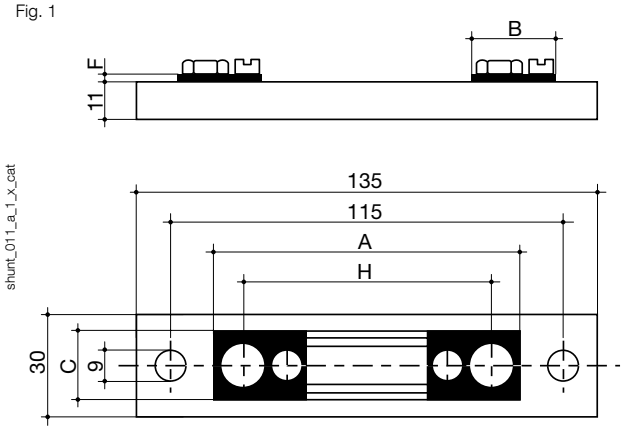

Rating (A)(1)	Figure	A	B	C	D	E	F	G	H	I
1	1	90	28	20			8		78	
4	1	90	28	20			8		78	
6	1	90	28	20			8		78	
10	1	90	28	20			8		78	
15	1	90	28	20			8		78	
25	1	90	28	20			8		78	
40	2	123	33	20			8		103	
60	2	123	33	20			8		103	
100	2	123	33	20			8		103	
150	2	123	33	20			8		103	
200	2	168	55	30	15		10	10	128	30
250	2	168	55	30	15		10	10	128	30
300	2	168	55	40	20		10	10	128	30
400	2	168	55	40	20		10	10	128	30
600	2	168	55	40	20		10	10	128	30
1000	2	188	65	60	30		10	10	138	30
1500	3	188	65	90	21	48	10	10	138	30
2500	3	188	65	120	30	60	10	10	138	30
4000	3	188	65	120	30	60	15	10	138	60

(1) Connection: 2 M5 screws x 8 and 2 washers Ø 5.3 mm.

DIN Series 40 to 1000 A

Fig. 2

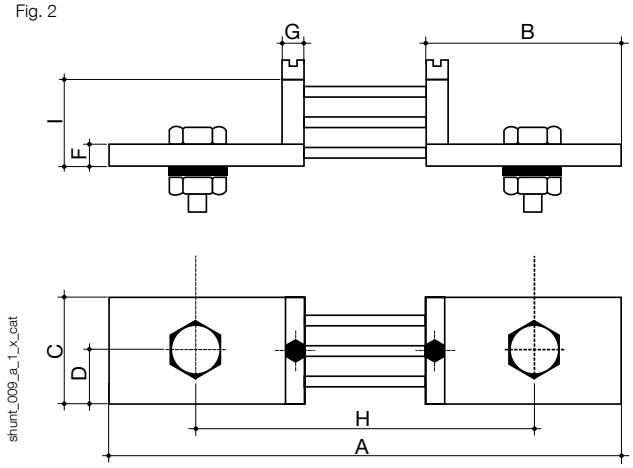

DIN Series 1500 to 4000 A

Fig. 3

