Gap Pad® 2200SF

Thermally Conductive, Silicone-Free Gap Filling Material

Features and Benefits

- Thermal conductivity: 2.0 W/m-K
- Silicone-free formulation
- Medium compliance with easy handling
- Electrically isolating



Gap Pad 2200SF is a thermally conductive, electrically isolating, silicone-free polymer specially designed for silicone-sensitive applications. The material is ideal for applications with uneven topologies and high stackup tolerances. Gap Pad 2200SF is reinforced for easy material handling and added durability during assembly. The material is available with a protective liner on both sides. Gap Pad 2200SF is supplied with reduced tack on one side allowing for burn-in processes and easy rework.

Note: Resultant thickness is defined as the final gap thickness of the application.

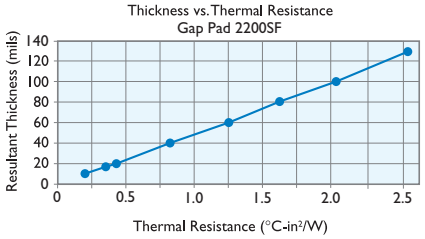

TYPICAL PROPERTIES OF GAP PAD 2200SF			
PROPERTY	IMPERIAL VALUE	METRIC VALUE	TEST METHOD
Color	Green	Green	Visual
Reinforcement Carrier	Fiberglass	Fiberglass	—
Thickness (inch) / (mm)	0.010 to 0.125	0.254 to 3.175	ASTM D374
Inherent Surface Tack (1 or 2 sided)	2	2	—
Density (g/cc)	2.8	2.8	ASTM D792
Heat Capacity (J/g-K)	1.0	1.0	ASTM E1269
Hardness, Bulk Rubber (Shore 00) (1)	70	70	ASTM D2240
Young's Modulus (psi) / (kPa) (2)	33	228	ASTM D575
Continuous Use Temp (°F) / (°C)	-76 to 257	-60 to 125	—
ELECTRICAL			
Dielectric Breakdown Voltage (Vac)	>5000	>5000	ASTM D149
Dielectric Constant (1000 Hz)	6.0	6.0	ASTM D150
Volume Resistivity (Ohm-meter)	10^8	10^8	ASTM D257
Flame Rating	V-O	V-O	U.L. 94
THERMAL			
Thermal Conductivity (W/m-K)	2.0	2.0	ASTM D5470

1) Thirty second delay value Shore 00 hardness scale.
2) Young's Modulus, calculated using 0.01 in/min. step rate of strain with a sample size of 0.79 inch². For more information on Gap Pad modulus, refer to Bergquist Application Note #116.

Typical Applications:

- Digital disk drives
- Proximity near electrical contacts (e.g. DC brush motors, connectors, relays)
- Fiber optics modules

Configurations Available:

- Sheet form
- Die-cut parts
- Standard sheet size is 8" x 16"

Building a Part Number Standard Options



Note: To build a part number, visit our website at www.bergquistcompany.com.

THE BERGQUIST COMPANY www.bergquistcompany.com

The Bergquist Company - North American Headquarters
18930 West 78th Street
Chanhassen, MN 55317
Phone: 800-347-4572
Fax: 952-835-0430

The Bergquist Company - European Headquarters
Netherlands
Phone: 31-35-5380684
Fax: 31-35-5380295

The Bergquist Company - Asia Headquarters
Hong Kong
Phone: 852-2690-9296
Fax: 852-2690-2344

All statements, technical information and recommendations herein are based on tests we believe to be reliable, and THE FOLLOWING IS MADE IN LIEU OF ALL WARRANTIES, EXPRESSED OR IMPLIED, INCLUDING THE IMPLIED WARRANTIES OF MARKETABILITY AND FITNESS FOR PURPOSE. Sellers' and manufacturers' only obligation shall be to replace such quantity of the product proved to be defective. Before using, user shall determine the suitability of the product for its intended use, and the user assumes all risks and liability whatsoever in connection therewith. NEITHER SELLER NOR MANUFACTURER SHALL BE LIABLE EITHER IN TORT OR IN CONTRACT FOR ANY LOSS OR DAMAGE, DIRECT, INCIDENTAL, OR CONSEQUENTIAL, INCLUDING LOSS OF PROFITS OR REVENUE ARISING OUT OF THE USE OR THE INABILITY TO USE A PRODUCT. No statement, purchase order or recommendations by seller or purchaser not contained herein shall have any force or effect unless in an agreement signed by the officers of the seller and manufacturer.

PDS_GP_2200SF_0711