DIN Rail modular enclosures

Product overview

- Designed to meet the requirements of DIN 43880
- Snap fit modular design for ease of assembly and custom kitting
- Base fits 35mm (EN60715) DIN Rail or directly to flat surface
- Moulded in light grey UL94-V0 flame retardant polycarbonate
- Carries up to 3 PCBs horizontally or 2 vertically
- Base PCB screw size - No.6 x 1/4" self tapping screw
- Snap fit terminal cover options for IP20 finger protection
- Snap in top covers available in grey, clear, transparent red and smoked
- Standard enclosure consists of base, top and rail/wall clips
- Open top as standard, solid top, vented and extended wall options available
- Covers and terminal guards ordered separately and can be supplied in kits
- Easily customised covers and terminal guards and CNMB base
- Clear, smoked and red covers are moulded in PC UL94-V2
- Grey covers are PC UL94-V0
- Enclosed base offers isolation from DIN Rail
- Front panel (covers) ideal for screen printing and recessed solid top for labels and membranes
- Other colours and EMC shielding available to order









BOX LENGTH		HORIZONTAL PCB SIZES A	B	C	VERTICAL PCB SIZES D	E
CNMB/1-	17.5mm	86.5x14mm	57x14mm	41.8x14mm	34x59.6mm	40x14.8mm
CNMB/2-	36mm	86.5x33mm	57x32mm	42x32mm	34x59.6mm	40x33mm
CNMB/3-	53.4mm	86.5x50mm	57x49mm	42x49mm	34x59.6mm	40x50mm
CNMB/4-	71.2mm	86.5x68mm	57x67mm	42x67mm	34x59.6mm	40x68mm
CNMB/5-	88mm	86.5x84mm	57x83mm	42x83mm	34x59.6mm	40x84mm
CNMB/6-	106.2mm	86.5x103mm	57x102mm	42x102mm	34x59.6mm	40x103mm
CNMB/9-	159.2mm	86.5x156mm	57x155.5mm	42x155mm	34x59.6mm	40x155mm
CNMB/12-	212.1mm	86.5x208mm	57x207mm	42x207mm	34x59.6mm	40x208mm

For exposed terminal positions both sides, add /2 to part number (e.g. CNMB/5/2)

For exposed terminal positions one side only, add /1 to part number (e.g. CNMB/5/1). Please note, this is only available as standard in sizes 5, 6 and 9

Box supplied with open top as standard

For solid recessed top used for membrane keypads or clear covers to enclose labels, add ST to part number (e.g. CNMB/3ST/2)

For cooling vents both sides add V to part number (e.g. CNMB/3V/2)

For extended side walls which meet the lower PCB behind terminals, add W to part number (e.g. CNMB/3W/2) - terminal guards do not fit extended wall versions

Combinations of body types are available (e.g. solid top with vented sides). These may be subject to MOQ

Solid top (ST)

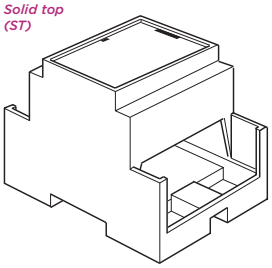

Vented sides (V)

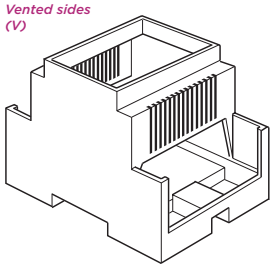

Extended walls (W)

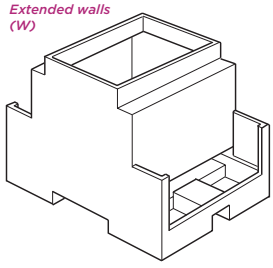

Horizontal PCB sizes

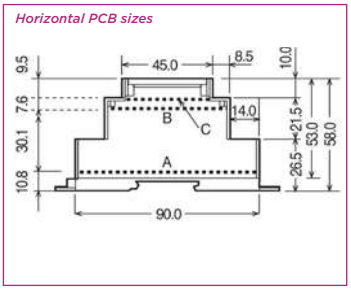

Vertical PCB positions

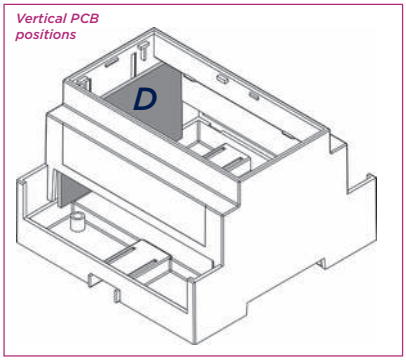

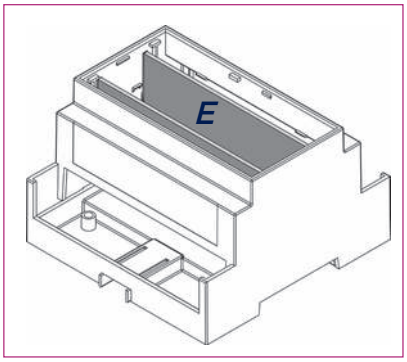

Horizontal PCB positions

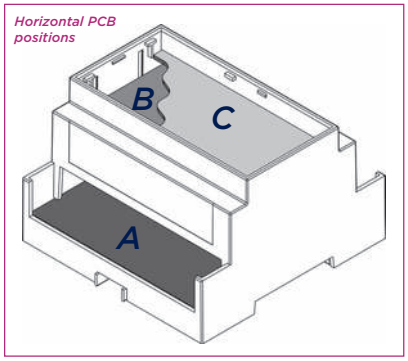

Double row terminals/covers both sides

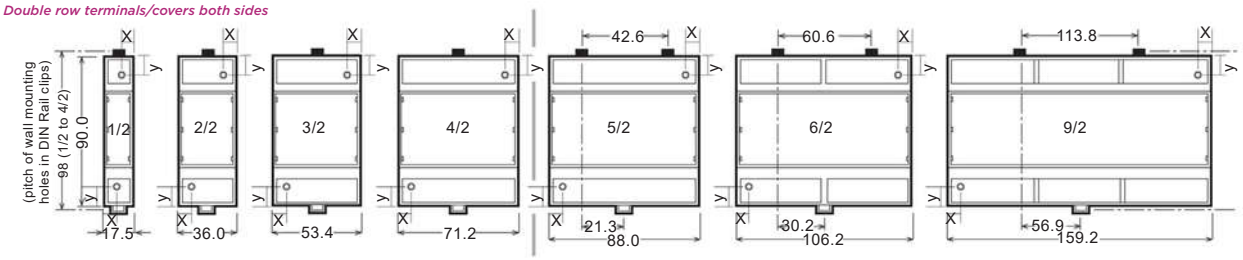

Single row terminals/covers on one side

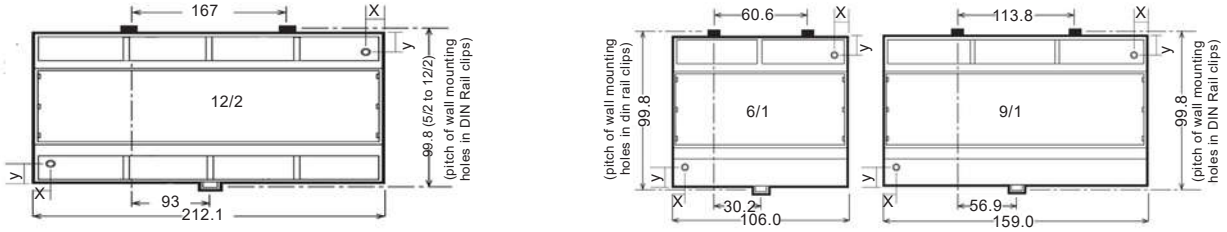

Solid

PART NO.	STYLE	A	D	E
CNMB/1/TGS	Solid	17.5mm	15.0mm	14.3mm
CNMB/2/TGS	Solid	35.5mm	29.9mm	13.8mm
CNMB/3/TGS	Solid	52.8mm	45.5mm	13.8mm
CNMB/4/TGS	Solid	70.6mm	59.9mm	13.8mm
CNMB/5/TGS	Solid	87.6mm	79.5mm	13.8mm

For 6, 9 and 12 size module use CNMB/3TGS

CNMB/x/TGS



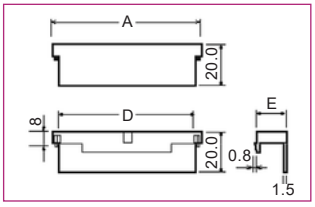

5.08mm pitch perforated

PART NO.	STYLE	A	D	E
CNMB/1/TG508P	Perforated	17.5mm	15.0mm	14.3mm
CNMB/2/TG508P	Perforated	35.5mm	29.9mm	13.8mm
CNMB/3/TG508P	Perforated	52.8mm	45.5mm	13.8mm
CNMB/4/TG508P	Perforated	70.6mm	59.9mm	13.8mm
CNMB/5/TG508P	Perforated	87.6mm	79.5mm	13.8mm

For 6, 9 and 12 size module use CNMB/3/TG508P

CNMB/x/TG508P



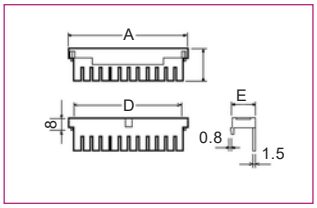

5.08mm pitch pre-drilled

PART NO.	STYLE	POLES	A	B	C	D	E
CNMB/1/TG508	Pre-drilled	3	17.5mm	2.3mm	2.3mm	15.0mm	14.3mm
CNMB/2/TG508	Pre-drilled	6	35.5mm	0.9mm	2.7mm	29.9mm	13.8mm
CNMB/3/TG508	Pre-drilled	9	52.8mm	2.3mm	2.3mm	45.5mm	13.8mm
CNMB/4/TG508	Pre-drilled	12	70.6mm	2.7mm	5.8mm	59.9mm	13.8mm
CNMB/5/TG508	Pre-drilled	15	87.6mm	2.7mm	5.8mm	79.5mm	13.8mm

For 6, 9 and 12 size module use CNMB/3/TG508

CNMB/x/TG508



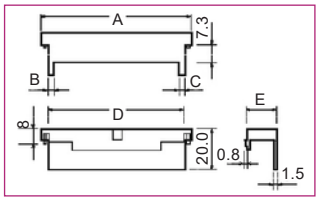

7.5mm pitch pre-drilled

PART NO.	STYLE	POLES	A	B	C	D	E
CNMB/1/TG750	Pre-drilled	2	17.5mm	2.3mm	2.3mm	15.0mm	14.3mm
CNMB/2/TG750	Pre-drilled	4	35.5mm	0.9mm	2.7mm	29.9mm	13.8mm
CNMB/3/TG750	Pre-drilled	6	52.8mm	2.3mm	2.3mm	45.5mm	13.8mm
CNMB/4/TG750	Pre-drilled	8	70.6mm	2.7mm	5.8mm	59.9mm	13.8mm
CNMB/5/TG750	Pre-drilled	10	87.6mm	2.7mm	5.8mm	79.5mm	13.8mm

For 6, 9 and 12 size module use CNMB/3/TG750

CNMB/x/TG750



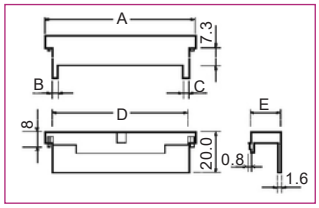

+44 (0)1638 716101 | sales@camdenboss.com | www.camdenboss.com

We operate a constant improvement policy, our products are subject to change without notice.
Vers 2

10.16mm pitch pre-drilled

PART NO.	STYLE	POLES	A	B	C	D	E
CNMB/1/TG100	Pre-drilled	2	17.5mm	1.0mm	1.0mm	15.0mm	14.3mm
CNMB/2/TG100	Pre-drilled	3	35.5mm	0.9mm	0.9mm	29.9mm	13.8mm
CNMB/3/TG100	Pre-drilled	5	52.8mm	1.0mm	1.0mm	45.5mm	13.8mm
CNMB/4/TG100	Pre-drilled	6	70.6mm	2.7mm	2.7mm	59.9mm	13.8mm
CNMB/5/TG100	Pre-drilled	7	87.6mm	2.7mm	5.8mm	79.5mm	13.8mm

For 6, 9 and 12 size module use CNMB/3/TG100

CNMB/x/TG100



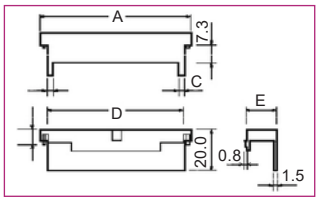

RJ45 5.08mm pitch perforated

PART NO.	STYLE	POLES	A	B	C	D	E
CNMB/3/TGRJ45	Perforated	5	52.8mm	1.0mm	1.0mm	45.5mm	13.8mm

Can be used on sizes 3, 6, 9 and 12

CNMB/x/TGRJ45



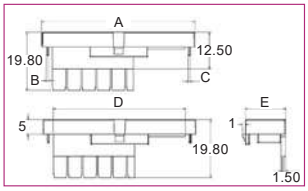

MINI USB 5.08mm pitch perforated

PART NO.	STYLE	POLES	A	B	C	D	E
CNMB/3/TGMINIUSB	Perforated	7	52.8mm	1.0mm	1.0mm	45.5mm	13.8mm

Can be used on sizes 3, 6, 9 and 12

CNMB/x/TGMINIUSB



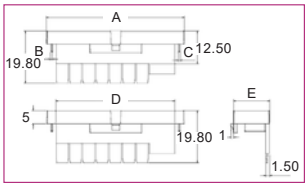

USB 5.08 pitch perforated

PART NO.	STYLE	POLES	A	B	C	D	E
CNMB/3/TGUSB	Perforated	6	52.8mm	1.0mm	1.0mm	45.5mm	13.8mm

Can be used on sizes 3, 6, 9 and 12

CNMB/x/TGUSB



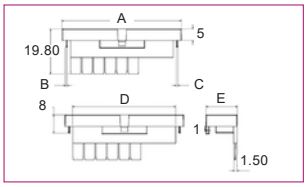

COVERS

Standard covers



RED TRANSPARENT	SMOKED TRANSPARENT	CLEAR TRANSPARENT	GREY	SIZE
CNMB/1/PR	CNMB/1/PS	CNMB/1/PC	CNMB/1/PG	1
CNMB/2/PR	CNMB/2/PS	CNMB/2/PC	CNMB/2/PG	2
CNMB/3/PR	CNMB/3/PS	CNMB/3/PC	CNMB/3/PG	3
CNMB/4/PR	CNMB/4/PS	CNMB/4/PC	CNMB/4/PG	4
CNMB/5/PR	CNMB/5/PS	CNMB/5/PC	CNMB/5/PG	5
CNMB/6/PR	CNMB/6/PS	CNMB/6/PC	CNMB/6/PG	6
CNMB/9/PR	CNMB/9/PS	CNMB/9/PC	CNMB/9/PG	9
-	-	CNMB/12/PC	CNMB/12/PG	12

Curved covers



RED TRANSPARENT	SMOKED TRANSPARENT	CLEAR TRANSPARENT	GREY	SIZE
CNMB/2/PRC	CNMB/2/PSC	CNMB/2/PCC	CNMB/2/PGC	2
CNMB/3/PRC	CNMB/3/PSC	CNMB/3/PCC	CNMB/3/PGC	3
CNMB/4/PRC	CNMB/4/PSC	CNMB/4/PCC	CNMB/4/PGC	4
CNMB/5/PRC	CNMB/5/PSC	CNMB/5/PCC	CNMB/5/PGC	5
CNMB/6/PRC	CNMB/6/PSC	CNMB/6/PCC	CNMB/6/PGC	6
CNMB/9/PRC	CNMB/9/PSC	CNMB/9/PCC	CNMB/9/PGC	9

EXTENDED HEIGHT MODULES

- 16mm high
- Accepts curved hinged cover only
- Adds an additional horizontal PCB slot
- Does not fit on solid top CNMB's

CNMB/x/E



PART NO.	WIDTH	SIZE
CNMB/2/E	34.7mm	2
CNMB/3/E	52.0mm	3
CNMB/4/E	70.0mm	4
CNMB/5/E	86.5mm	5
CNMB/6/E	104.5mm	6
CNMB/9/E	157.7mm	9

Curved hinged covers



RED TRANSPARENT	CLEAR TRANSPARENT	GREY	SIZE
CNMB/2/HPRC	CNMB/2/HPCC	CNMB/2/HPGC	2
CNMB/3/HPRC	CNMB/3/HPCC	CNMB/3/HPGC	3
CNMB/4/HPRC	CNMB/4/HPCC	CNMB/4/HPGC	4
CNMB/5/HPRC	CNMB/5/HPCC	CNMB/5/HPGC	5
CNMB/6/HPRC	CNMB/6/HPCC	CNMB/6/HPGC	6
CNMB/9/HPRC	CNMB/9/HPCC	CNMB/9/HPGC	9

For use with extended height module only

ENCLOSURE KITS

CNMB/x/KIT



	COMPONENT	COVER	TERMINAL GUARDS		EXTENSION MODULE
KIT	KIT PART NO.	/PG	/TG508P	/TGS	/E
STANDARD	CNMB/1/KIT	1	2	1	-
	CNMB/2/KIT	1	2	1	-
	CNMB/3/KIT	1	2	1	-
	CNMB/4/KIT	1	2	1	-
	CNMB/5/KIT	1	2	1	-
	CNMB/6/KIT	1	4*	2*	-
	CNMB/9/KIT	1	6*	3*	-
	CNMB/12/KIT	1	8*	4*	-

	COMPONENT	COVER	TERMINAL GUARDS		EXTENSION MODULE
KIT	KIT PART NO.	/HPCC	/TG508P	/TGS	/E
EXTENDED HEIGHT	CNMB/2E/KIT	1	2	1	1
	CNMB/3E/KIT	1	2	1	1
	CNMB/4E/KIT	1	2	1	1
	CNMB/5E/KIT	1	2	1	1
	CNMB/6E/KIT	1	4*	2*	1
	CNMB/9E/KIT	1	6*	3*	1

- Each kit contains one grey panel cover and a selection of solid and perforated terminal guards
- Kits of the most frequently used components are available to order

** For size 6, 9 and 12, multiple 'size 3' terminal guards are supplied. For example size 6 requires 2x 'size 3' guards per side.*

Kits are also available for vented, solid top and extended wall bodies e.g. CNMB/2ST/KIT.

Extended wall kits do not come with terminal guards

+44 (0)1638 716101 | sales@camdenboss.com | www.camdenboss.com

We operate a constant improvement policy, our products are subject to change without notice.

Vers 2

bsi ISO 9001 Quality Management Systems CERTIFIED FM 28614

CNMB TERMINAL BLOCK SELECTION CHART

PITCH	TERMINAL BLOCK PART NUMBER	CNMB/1	CNMB/2	CNMB/3	CNMB/4	CNMB/5	CNMB/6*	CNMB/9*	CNMB/12*
		NUMBER OF POLES							
3.5MM	CTBP3051 PCB terminal Wire protector	4	8	12	16	20	12	12	12
	CTBP0305 PCB terminal Rising clamp	4	8	12	16	20	12	12	12
	CTBP92VD/R Pluggable terminal female Rising clamp	4	8	12	16	20	12	12	12
	CTBP93VD Pluggable terminal male	4	8	12	16	20	12	12	12
3.81MM	CTBP0308 PCB terminal Rising clamp	4	8	12	16	20	12	12	12
	CTBP92VE/R Pluggable terminal Rising clamp	4	8	12	16	20	12	12	12
	CTBP93VE Pluggable terminal male	4	8	12	16	20	12	12	12
5MM	CTBP5000 PCB terminal Wire protector	3	6	9	12	15	9	9	9
	CTBP0500 PCB terminal Rising clamp	3	6	9	12	15	9	9	9
	CTBP1000 PCB terminal Wire protector	3	6	9	12	15	9	9	9
	CTBP0100 PCB terminal Rising clamp	3	6	9	12	15	9	9	9
	CTB7000 PCB terminal Rising clamp	3	6	9	12	15	9	9	9
	CTBP92VG/R Pluggable terminal female Rising clamp	3	6	9	12	15	9	9	9
	CTBP9300 Pluggable terminal male	3	6	9	12	15	9	9	9
5.08MM	CTBP0108 PCB terminal Rising clamp	3	6	9	12	15	9	9	9
	CTBP0508 PCB terminal Rising clamp	3	6	9	12	15	9	9	9
	CTBP0708 PCB terminal Rising clamp	3	6	9	12	15	9	9	9
	CTBP92VJ/R Pluggable terminal female Rising clamp	3	6	9	12	15	9	9	9
	CTBP9308 Pluggable terminal male	3	6	9	12	15	9	9	9
7.5MM	CTBP55VK PCB terminal Wire protector	2	4	6	8	10	6	6	6
	CTBP07VK PCB terminal Rising clamp	2	4	6	8	10	6	6	6
	CTBP0110 PCB terminal Rising clamp	2	4	6	8	10	6	6	6
9.5MM	CTBP04VZ PCB terminal Rising clamp	0	3	5	6	8	5	5	5
10.16MM	CTB0609 PCB terminal Rising clamp	0	3	5	7	9	5	5	5

Please note: size /6, /9 & /12 have the same sized terminal space as a size /3 housing and therefore use the same sized terminal blocks

bsi ISO 9001 Quality Management Systems CERTIFIED FM 20614

+44 (0)1638 716101 | sales@camdenboss.com | www.camdenboss.com

We operate a constant improvement policy, our products are subject to change without notice.