**Service distribution board mounting**

T0.../IVS

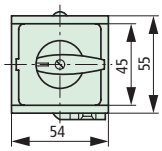


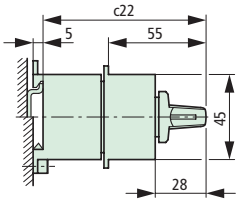


Drilling dimensions Base

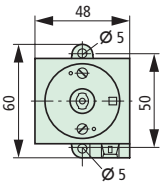


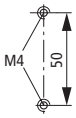


**Rear mounting**

T0.../Z
T3.../Z

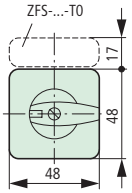


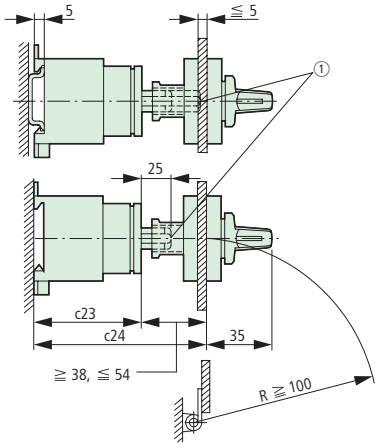


Drilling dimensions Base

Drilling dimensions Door

T0

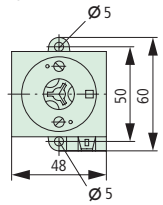


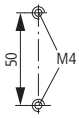


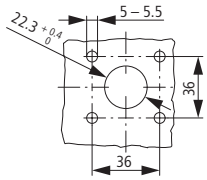


T3

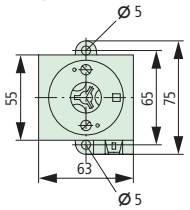


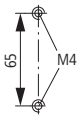


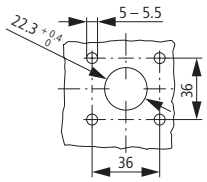


① Can be extended using ZAV-T0,
≦ 4 × 25 = 100 mm

| Type | c20 | c21 | c22 | c23 | c24 ≧/≦ | c24 with ≦ 4 ZAV | c25 |
|---|---|---|---|---|---|---|---|
| T0-1... | 41 | 61 | 77 | 48 | 86 – 102 | 202 | 72 |
| T0-2... | 50 | 70 | 87 | 57 | 96 – 112 | 212 | 72 |
| T0-3... | 60 | 80 | 96 | 67 | 105 – 121 | 221 | 91 |
| T0-4... | 69 | 89 | 106 | 76 | 115 – 131 | 231 | 91 |
| T0-5... | 79 | 99 | 115 | 86 | 124 – 140 | 240 | – |
| T0-6... | 88 | 108 | 125 | 95 | 134 – 150 | 250 | – |
| T0-7... | 98 | 118 | 134 | 105 | 143 – 159 | 259 | – |
| T0-8... | 107 | 127 | 144 | 114 | 153 – 169 | 269 | – |
| T0-9... | 117 | 137 | 154 | 124 | 162 – 178 | 278 | – |
| T0-10... | 126 | 146 | 163 | 133 | 172 – 188 | 288 | – |
| T0-11... | 136 | 156 | 173 | 143 | 181 – 197 | 297 | – |

Depth of one contact unit: 9.5 mm

| Type | c20 | c21 | c22 | c23 | c24 ≧/≦ | c24 with ≦ 4 ZAV | c25 |
|---|---|---|---|---|---|---|---|
| T3-1... | 44 | 64 | 80 | 51 | 86 – 105 | 205 | 79 |
| T3-2... | 56 | 76 | 92 | 63 | 101 – 115 | 216 | 79 |
| T3-3... | 67 | 87 | 103 | 74 | 112 – 128 | 228 | 101 |
| T3-4... | 79 | 99 | 115 | 86 | 124 – 139 | 239 | 101 |
| T3-5... | 90 | 110 | 126 | 97 | 135 – 151 | 251 | – |
| T3-6... | 102 | 122 | 138 | 109 | 147 – 162 | 262 | – |
| T3-7... | 113 | 133 | 149 | 120 | 158 – 174 | 274 | – |
| T3-8... | 125 | 145 | 161 | 132 | 170 – 185 | 285 | – |
| T3-9... | 136 | 156 | 172 | 143 | 181 – 196 | 296 | – |
| T3-10... | 148 | 168 | 184 | 155 | 193 – 208 | 308 | – |
| T3-11... | 159 | 179 | 195 | 166 | 204 – 219 | 319 | – |

Depth of one contact unit: 11.5 mm

For Immediate Delivery call KMParts.com at (866) 595-9616

Moeller HPL0211-2004/2005

## Flush mounting main switches

T0.../EA/SVB
T3.../EA/SVB

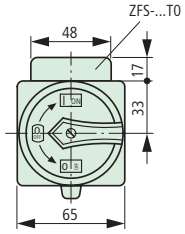


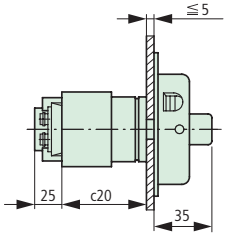


T0

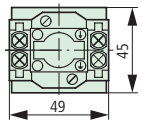


T3

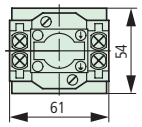


Drilling dimensions
Door

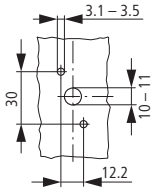


## Rear mounting main switches

T0.../V/SVB
T3.../V/SVB

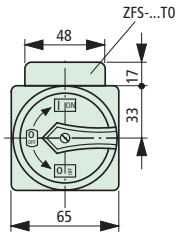


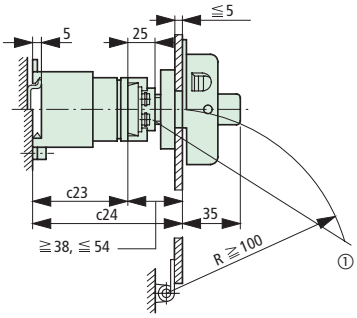


T0

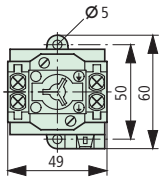


Drilling dimensions
Base

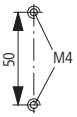


Drilling dimensions
Door

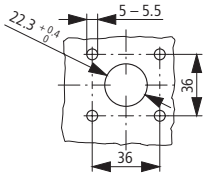


T3

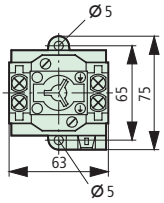


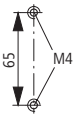


① Interlock can be extended using ZVV-T0 + ZAV-T0, ≦ 4 × 25 = 100 mm

For Immediate Delivery call KMParts.com at (866) 595-9616

**Surface mounting**

T0.../I1

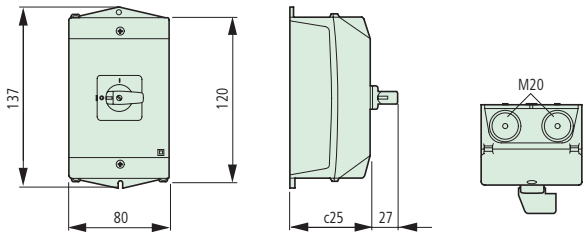


Drilling dimensions
Base

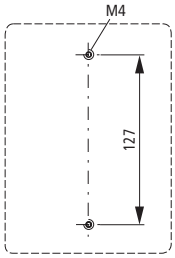


T3.../I2

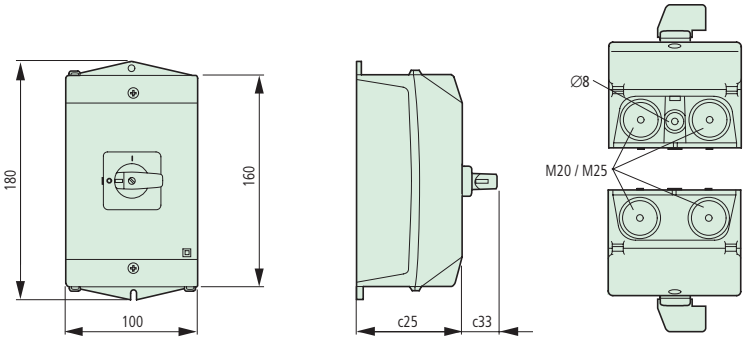


Drilling dimensions
Base

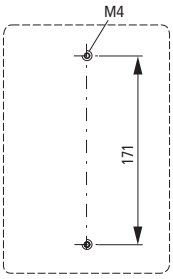


**Surface mounting main switches**

T0.../I1/SVB

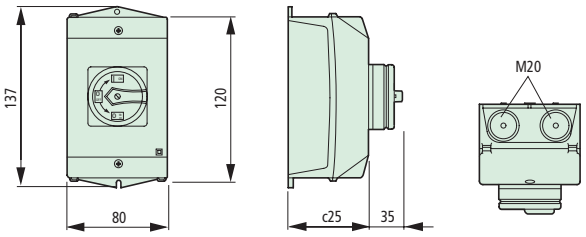


Drilling dimensions
Base

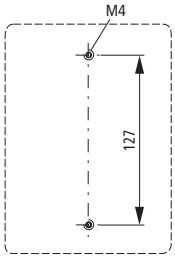


T3.../I2/SVB

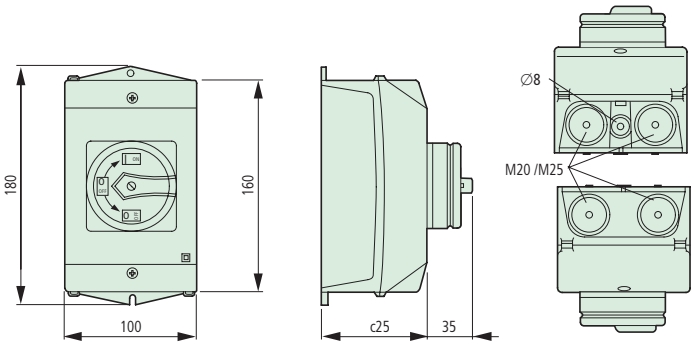


≦ 3 padlocks

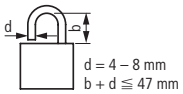


Drilling dimensions
Base

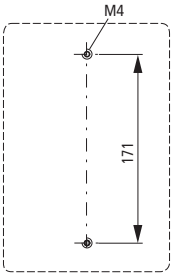


| Type | c25 |
|---|---|
| T0-1... | 75 |
| T0-2... | 75 |
| T0-3... | 95 |
| T0-4... | 95 |

| Type | c25 | c33 |
|---|---|---|
| T3-1... | 80 | 27 |
| T3-2... | 80 | 27 |
| T3-3... | 100 | 35 |
| T3-4... | 100 | 35 |
| T3-5... | 145 | 35 |

For Immediate Delivery call KMParts.com at (866) 595-9616

Moeller HPL0211-2004/2005

## Key operated lock mechanism

S-T0
S-SOND...-T0

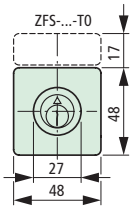


T0.../E(I1) + S-(SOND-)T0
T3.../E(I2) + S-(SOND-)T0

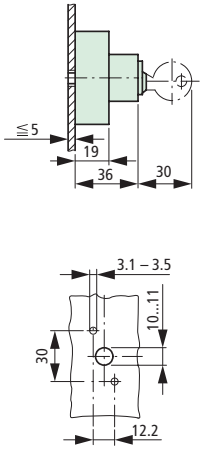


T0.../Z + S-(SOND-)T0
T3.../Z + S-(SOND-)T0

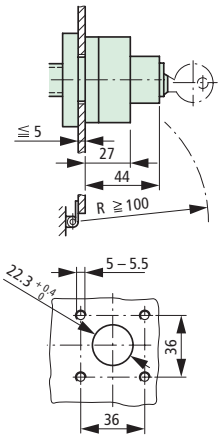


T0.../EZ ≙ T0../E + EZ-T0 + S-(SOND-)T0
T3.../EZ ≙ T3../E + EZ-T0 + S-(SOND-)T0

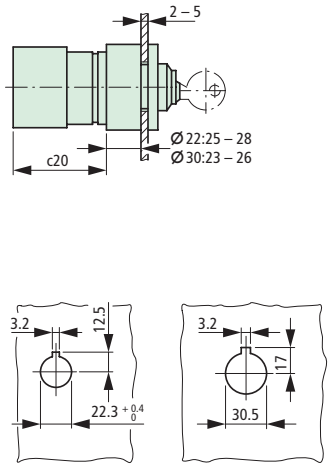


## Cylinder lock

SVA-T3

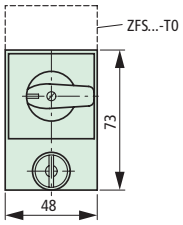


T0.../I1/SVA
T3.../I2/SVA
P1.../12/SVA

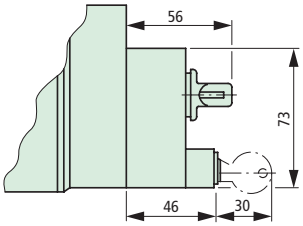


T0.../E/SVA...
T3.../E/SVA...
P1.../E/SVA

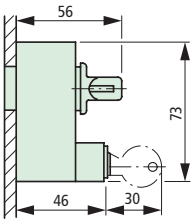


T0.../Z/SVA...
T3.../Z/SVA...
P1.../Z/SVA

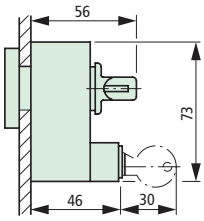


## SVC-T3 padlocking feature

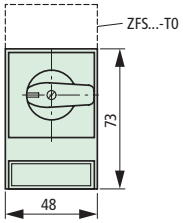


T0.../I1/SVC
T3.../I2/SVC
P1.../12/SVC

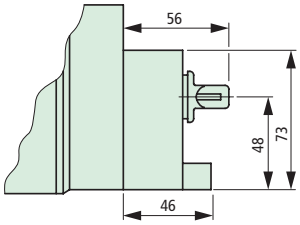


T0.../E/SVC...
T3.../E/SVC...
P1.../E/SVC

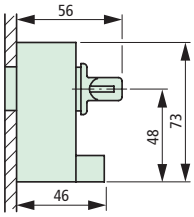


T0.../Z/SVC...
T3.../Z/SVC...
P1.../Z/SVC

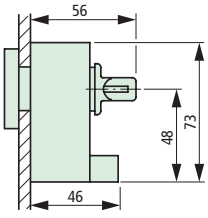


## Modules

Switched neutral: N-P...
Auxiliary contacts: HI 11-P1/P3

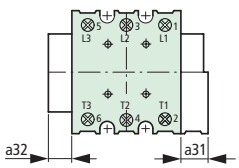


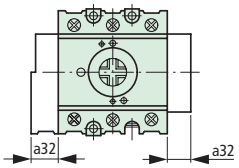


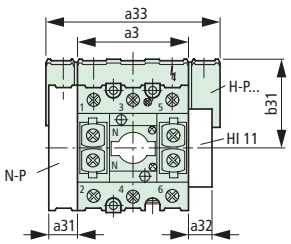


≦ 3 padlocks

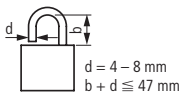


| Type | a3 | a31 | a32 | a33 | b31 |
|---|---|---|---|---|---|
| P1-... | 49 | 15 | 15 | 83 | 49 |
| P3-.. | 72 | 18 | 15 | 114 | 60 |

For Immediate Delivery call KMParts.com at (866) 595-9616