Low-Peak™ Class CC

LP-CC — 600Vac/300Vdc, ½-30A Time-Delay Fuses



Description: Ultimate protection Class CC current-limiting, time-delay fuses. Time-delay – 12 seconds (minimum) at 200% of rated current.

Catalog Symbol: LP-CC-(amp)

Ratings:

Volts — 600Vac,
— 300Vdc (½-2⁸⁄₁₀A, 20-30A)
— 150Vdc (3-15A)
Amps — ½-30A
IR — 200kA Vac RMS Sym.
— 20kA Vdc

Agency Information:

CE, Std. 248-4, Class CC, UL Listed, Guide JDDZ, File E4273

CSA Certified; Class 1422-02, File 53787

Catalog Numbers (amps)

LP-CC-½	LP-CC-1½	LP-CC-3	LP-CC-6	LP-CC-12
LP-CC-⁶⁄₁₀	LP-CC-1⁶⁄₁₀	LP-CC-3⁶⁄₁₀	LP-CC-6¼	LP-CC-15
LP-CC-⁸⁄₁₀	LP-CC-1⁸⁄₁₀	LP-CC-3½	LP-CC-7	LP-CC-20
LP-CC-1	LP-CC-2	LP-CC-4	LP-CC-7½	LP-CC-25
LP-CC-1⅛	LP-CC-2¼	LP-CC-4½	LP-CC-8	LP-CC-30
LP-CC-1¼	LP-CC-2½	LP-CC-5	LP-CC-9	
LP-CC-1⁴⁄₁₀	LP-CC-2⁴⁄₁₀	LP-CC-5⁴⁄₁₀	LP-CC-10	

Carton Quantity:

Amp Rating	Carton Qty.
0-30	10

Dimensions - in (mm)

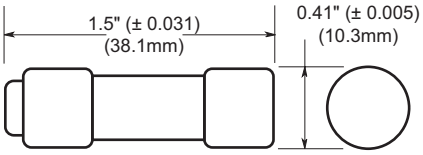

Features:

- 200kA interrupting rating complies with NEC® Section 110.9 for today's large capacity systems.
- Fast short-circuit protection and dual-element, time-delay performance provide ultimate protection.
- Reduces existing fuse inventory by up to 33% when upgrading to Low-Peak fuses.
- Consistent 2:1 ampacity ratios for all Low-Peak fuses make selective coordination easy.
- Time-delay characteristic avoids unwanted fuse openings from surge currents while fast response speed under short-circuit conditions provides a high degree of current limitation.
- Current-limitation protects downstream components against damaging thermal and magnetic effects of short-circuit currents.
- A superior, all-purpose, space-saving branch circuit fuse that meets most protection requirements up to 30A.
- Very compact, with a physical size only ¹³⁄₃₂" x 1½" (10.3 x 38.1mm) with rejction tip.
- Proper sizing can provide "no damage" Type 2 coordinated protection for NEMA and IEC motor controllers.
- Can be used where either a time-delay or a fast-acting fuse is needed, making selection easier and reducing spare fuse inventories for substantial cost reduction.
- Superior protection for small horsepower motor circuits.

Recommended Fuse Blocks and Holders

Fuse Amps	1-Pole	2-Pole	3-Pole
Open Blocks			
0-30	BC6031_	BC6032_	BC6033_
DIN-Rail Holders			
0-30	CHCC1D_	CHCC2D_	CHCC3D_
	—	—	OPM-NG-_
	—	—	OPM-1038_
	—	—	OPM-1038_SW
Panel Mount Holders			
0-30	HPS	—	—
	HPF	—	—
In-Line Holders			
0-30	—	HEY	—
	HEZ	—	—

For additional information on the Class CC fuse blocks and holders, see data sheets:

- Open Blocks # 1105 (BC Series)
- DIN-Rail Holders # 3185 (CHCC), # 1109 (OPM), # 1102 (OPM-1038), 1103 (OPM-1038_SW),
- Panel Mount Holders # 2113 (HPS), # 2114 (HPF)
- In-Line Holders # 2126 (HEY), # 2130 (HEZ)

Time-Current Curves - Average Melt

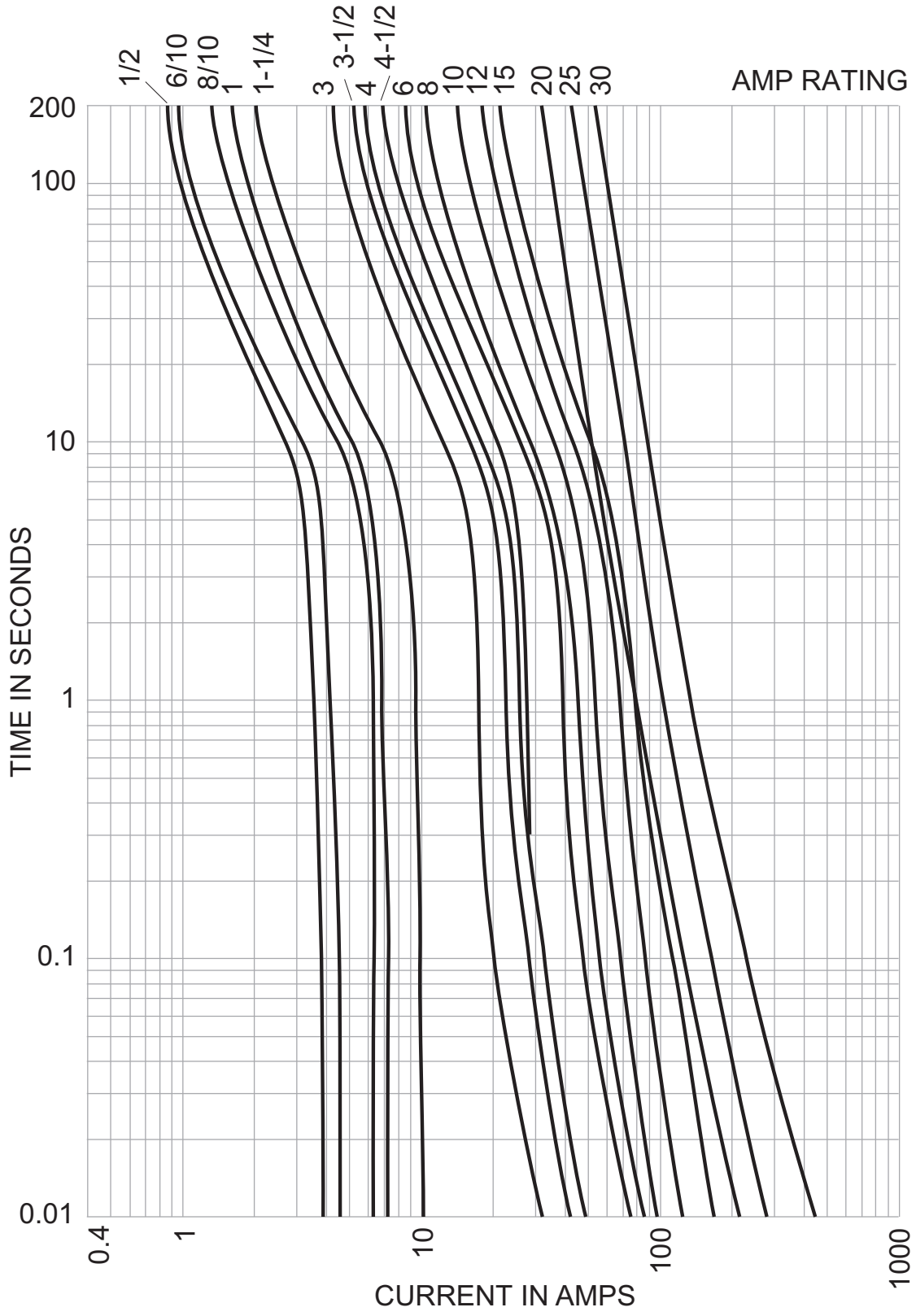

LP-CC — 600Vac/300Vdc, ½-30A Time-Delay Fuses

Current-Limitation Curves

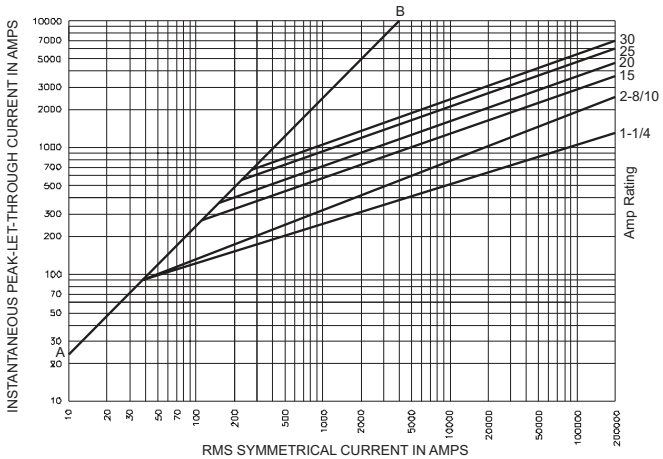

A-B = ASYMMETRICAL AVAILABLE PEAK (2.3 X SYM RMS AMPS)

Current-Limiting Effects

Prosp. S.C.C.	Let-Through Current (Apparent RMS Symmetrical Vs. Fuse Rating)					
—	1¼A	2⅘₁₀A	15A	20A	25A	30A
1000	100	135	240	305	380	435
3000	140	210	350	440	575	580
5000	165	255	420	570	690	710
10,000	210	340	540	700	870	1000
20,000	260	435	680	870	1090	1305
30,000	290	525	800	1030	1300	1520
40,000	315	610	870	1150	1390	1700
50,000	340	650	915	1215	1520	1820
60,000	350	735	1050	1300	1650	1980
80,000	390	785	1130	1500	1780	2180
100,000	420	830	1210	1600	2000	2400
200,000	525	1100	1600	2000	2520	3050

NOTE: To calculate I_p (I_{peak}) multiply I_{RMS} value by 2.3.

The only controlled copy of this Data Sheet is the electronic read-only version located on the Bussmann Network Drive. All other copies of this document are by definition uncontrolled. This bulletin is intended to clearly present comprehensive product data and provide technical information that will help the end user with design applications. Bussmann reserves the right, without notice, to change design or construction of any products and to discontinue or limit distribution of any products. Bussmann also reserves the right to change or update, without notice, any technical information contained in this bulletin. Once a product has been selected, it should be tested by the user in all possible applications.