E3YF400VE20 0.85

Manufacturer data sheet: V1.077

Monitoring relay- voltage monitoring 3-phase

Status: Available Data sheet created: 01.07.2025

Item Number: 1341404 - **Serie:** Enya - **EAN:** 9008662005785



- Monitoring relay series ENYA
- Undervoltage monitoring 3-phase
- Measuring voltage = supply voltage
- Switching threshold fixed U x 0,85
- Switch-on delay fixed 1 minute
- Supply voltage 3x 400/230V AC
- Voltage in accordance with VDE 0108-100 & VDE 0100-718
- 2 changeover contacts
- width 35mm
- Installation type

Description

Undervoltage monitoring in 3- & 1-phase mains (in accordance with VDE 0108-100 and VDE 0100-718) (each phase against the neutral wire N) with fixed adjustable threshold, fixed adjustable hysteresis and fixed adjustable ON-Delay of one minute.

General information

Short description	Voltage monitoring 3-phase against N n.VDE 0108-100+VDE0100-718,2 W.
Item Number	1341404
EAN	9008662005785
Main category	Monitoring Relays
Series	Enya
Type	E3YF400VE20 0.85
Design	Installation design
Supply	400V AC
Dimensions	35 x 87 x 65 mm

E3YF400VE20 0.85

Functions and measurands

Amount of functions 1

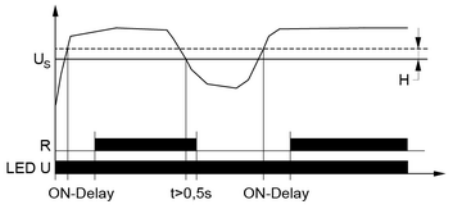

Undervoltage monitoring (UNDER)
When the supply voltage U is applied, the output relay R switches into on-position after the set interval of the tripping delay (ON-Delay) has expired and if the measured voltage off all connected phases (L1, L2 and L3) exceeds the fixed threshold US by more than the hysteresis H. When the voltage of one of the connected phases (L1, L2 or L3) falls below the fixed threshold, the output relay R switches into off-position. As soon as the measured voltage exceeds the threshold US by more than the hysteresis H, the output relay R switches into on-positon after the set interval of the tripping delay (ON-Delay) has expired.

Time ranges

Number Of Areas	1	
Time ranges	**Setting range**	
	Switch-on delay (ON-Delay)	fix, 1 min

Indicators

Supply/time lapse 1	Green LED U ON: Supply voltage applied
Relay state	Yellow LED ON/OFF: output relay position

Mechanical design

Housing material	made of self-extinguishing plastic
Housing - protection degree	IP40
Mounting	top hat rail TH 35 7,5-15 according to IEC 60715:2017 / EN 60715:2017
Terminals/connections	Touch-proof clamping yoke terminals according to DGUV 3 (Screwdriver PZ1 required)
Terminals - protection degree	IP20
Mounting position	any
Max. Tightening Torque	1 Nm
Terminal capacity	• 1 x 0.5 to 2.5mm² with/without ferrule • 1 x 4mm² without wire end ferrule • 2 x 0.5 to 1.5mm² with/without end sleeves • 2 x 2.5mm² flexible without ferrules

Supply circuit

Supply	(= measured voltage)
Terminals/connections	N-L1-L2-L3
Supply voltage a.c.	3(N)-400/230V (VDE 0108-100 & VDE 0100-718)
Supply voltage tolerance a.c.	-30% ... +30% Un
Rated frequency [Hz]	a.c. 48 ... 63 Hz
Rated consumption a.c.	1,2 W / 11 VA
Duty cycle	100%
Recovery time	500 ms
Drop-out voltage	defined by measuring function (see measuring circuit)
Overvoltage category	III (IEC 60664-1)
Rated surge voltage	6 kV

E3YF400VE20 0.85

Output curcuit

Type	Relay
Contact 1	1 change over contact
Terminals 1	15-16-18
Contacts 2	1 change over contact
Terminals/connections 2	25-26-28
Rated voltage	250 V a.c.
Switching Capacity 1	1250VA (5A / 250V)
Fuse Protection	5 A quick
Mechanical life	15 x 10^6 Switching cycles
Electrical life	100 x 10^3 Switching cycles (1000 VA)
Switching frequency	max. 6/min at 1000VA resistive load (in accordance with IEC 60947-5-1)
Rated surge voltage	6 kV
Overvoltage category	III (nach IEC 60664-1)

Measuring circuit

Measurand	Current - three phase
Measuring range	(= supply voltage)
Terminals/connections	N-L1-L2-L3
Overload capacity	determined by tolerance specified for supply voltage
Frequency - sinusoidal	48 ... 63 Hz
Switching threshold minimum	fix 195,5V (L-N)
Switching threshold asymmetrical	approx. 5%
Rated surge voltage	6kV
Overvoltage category	III (IEC 60664-1)

Accuracy

Base accuracy	≤5 %
Repetition accuracy	≤2 %
Temperature influence	≤0.05 % / °C

Ambient conditions and general specifications

Ambient temperature IEC	-25 ... +55 °C
Storage temperature	-25 ... +70 °C
Transport temperature	-25 ... +70 °C
Relative humidity	15% ... 85% (in accordance with IEC 60721-3-3 class 3K3)
Pollution degree	2, pollution level can be increased by installation in suitable enclosures (according to IEC 60664-1)

Logistics

Minimum Quantity	1
Tariff Number	85364900
EAN	9008662005785
Country of Origin	AT
Product Weight (g)	105

E3YF400VE20 0.85

Available declarations / conformities

EAC	✓
CE	Open document
REACH	Open document
WEEE	Open document
TSCA	Open document
RoHs	Open document
CMRT	Open document

CAD Files

STEP_E3_en.STEP	Download file

Media & drawings



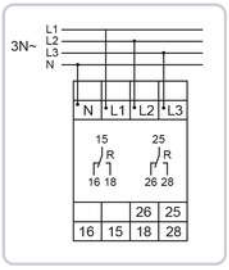

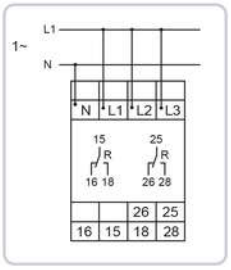

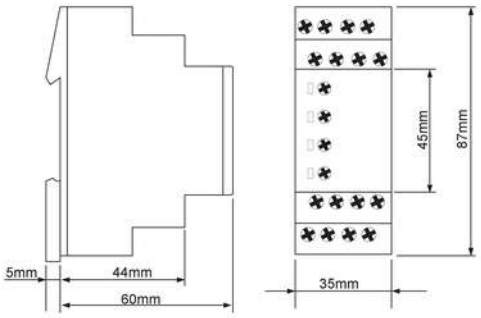

Tele Haase Steuergeräte Ges.m.b.H
Vorarlberger Allee 38
1230 Vienna
Austria

CALL US +43 / 1 / 614 74 - 0

ONLINE SUPPORT support@tele-haase.at

Changes and errors excepted