ITW Switches

SERIES SA12 - PANEL SEALED 2 AND 5 AMP PUSHBUTTON SWITCHES

The ITW SA12 series pushbutton offers the utmost in choices of mounting style, button colours, terminations, bezels and lighting switching. The switch is available with Gold (2A) or Silver (5A) contact types and with the butterfly configuration provideshave a positive snap action feel. Bushing mount or snap-in mounting available.

They are ideal for rugged applications that require a long life.



KEY FEATURES:

- UL approved
- Sealed to IP67
- 10mA to 5A current capability
- Gold or Silver Contact Material
- Illuminated Options
- Momentary NO/NC Action
- Solder Terminal

APPLICATIONS:

- Office equipment
- Medical equipment
- Industrial machinery
- Mass transportation
- Food processing equipment
- Outdoor Controls
- Joystick Control

ORDERING INFORMATION:

Bezel Type:	LED Color:	Button Color:	Mounting Type:	Voltage Resistor:	Contact Material:
RB Round, Black	**N** None	**N** None	**B** Bushing	**N** No Resistor	**S** Silver
	G Green	**RD** Red	**S** Snap-In	**05** 5V Forward	**G** Gold
	R Red	**GR** Green		**12** 12V Forward	
	B Blue	**BK** Black			
	W White	**BL** Blue			
	Y Yellow	**YL** Yellow			
		OR Orange			
		WH White			

SA12 - [ ] - [ ] - [ ] - [ ] - [ ] - [ ]

Contact an Authorized Distributor or Factory for Pricing

SERIES SA12 - 12mm SEALED 5 AMP PUSHBUTTON SWITCHES

PRODUCT DRAWINGS

SA12-RB-N-XX-S-N-X

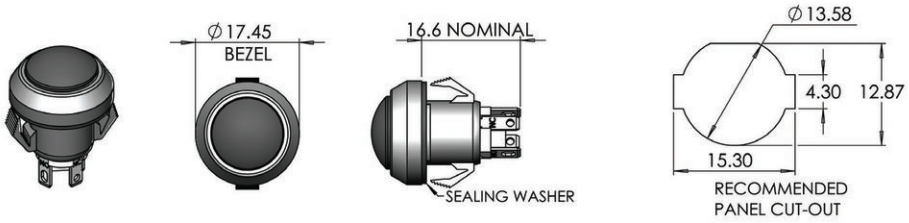

SA12-RB-N-XX-B-N-X

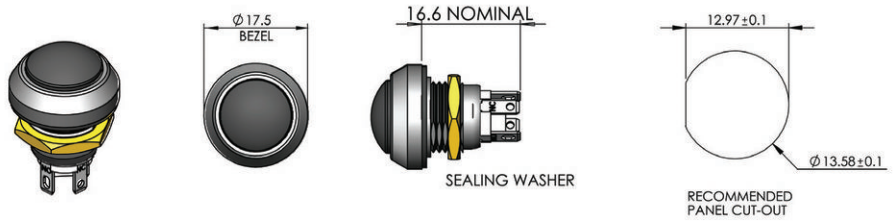

SA12-RB-X-XX-S-X-X

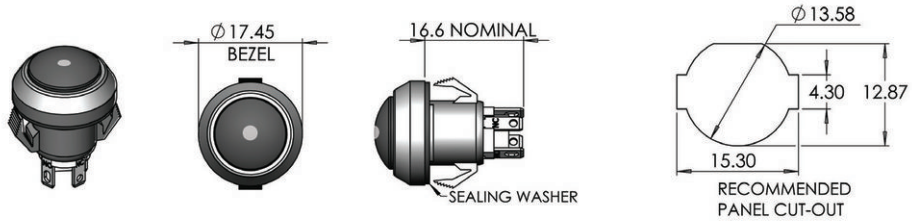

SA12-RB-X-XX-B-X-X



ELECTRICAL CHARACTERISTICS:

Circuit:
SPDT-DB (Form Z)

Pretravel (Nominal):
0.050 inches [1.27mm]

Overtravel (Nominal):
0.010 inches [0.25mm]

Total Travel (Nominal):
0.060 inches [1.52mm]

Operating Force (Nominal):
3.5N ±0.5N

Panel Thickness:

Bushing Mount:
0.020" - 0.118" [0.5 - 3.0mm]

Snap-In Mount:
0.051" - 0.118" [1.5 - 3.0mm]

Contacts:
Silver / Gold

Nut Torque Force:
Max 5.2 lb-in [6 kgf-cm]

Actuator Ingress Protection:
IP67 (Front Panel)

Operating Temperature:
-40˚ to +185˚F [-40˚ to +85˚C]

Current Ratings (Nominal):
Silver:
10mA @ 5VDC, 100K Cycles
5A@ 28 VDC, 25k Cycles
5A@ 125/250 VAC, 25k Cycles

Gold:
10mA @ 5VDC, 100K Cycles
2A @ 28VDC, 25K Cycles

ELECTRO-MECHANICAL

Dielectric Strength:
1,000 VAC

Insulation Resistance:
1GΩ

Contact Resistance:
Max 50mΩ
Switch Only - No Wireleads

SWITCH CIRCUIT DIAGRAM

Switch Function:
Momentary, NO/NC



Form Z SPDT-DB

Copyright © 2023. ITWSwitches™ 09/2023