# DATASHEET



## EX-BNS 303-12ZG-2187-3G/D 5,0M

- LED version
- Explosion protection for ATEX Zones 2 and 22
- Thermoplastic enclosure
- Ø M30
- With coding
- Insensitive to transverse misalignment
- Suitable for food processing industry only in combination with BPS 303 SS
- no mechanical wear

## Data

### Ordering data

| | |
|---|---|
| Product type description | EX-BNS 303-12ZG-2187-3G/D 5,0M |
| Article number (order number) | 101189236 |
| EAN (European Article Number) | 4030661346878 |
| eCl@ss number, version 11.0 | 27-27-24-02 |
| eCl@ss number, version 9.0 | 27-27-24-02 |
| ETIM number, version 7.0 | EC002544 |
| ETIM number, version 6.0 | EC002544 |

### Explosion protection

| | |
|---|---|
| Explosion protection: regulations | EN IEC 60079-0<br>EN IEC 60079-15<br>EN 60079-31 |
| Explosion protection zones | 2<br>22 |
| Explosion protection category | 3G<br>3D |

| | |
|---|---|
| Explosion protection designation | II 3G Ex nC IIC T6 Gc X<br>II 3D Ex tc IIIC T80°C Dc X |
| Manufacturer declaration | ATEX Zone 2 and 22 |

## General data

| | |
|---|---|
| Housing construction form | Cylinder, thread |
| Installation conditions (mechanical) | quasi-flush |
| Housing material | Glass-fibre, reinforced thermoplastic |
| Material of the nuts | Thermoplastic |
| Gross weight | 235 g |

## General data - Features

| | |
|---|---|
| Coding | Yes |
| Short circuit detection | Yes |
| Cross-circuit detection | Yes |
| Integral system diagnostics, status | Yes |
| Number of normally closed (NC) | 2 |
| Number of normally open (NO) | 1 |
| Number of safety contacts | 2 |
| Number of cable wires | 6 |

### Safety classification

| | |
|---|---|
| Standards | EN ISO 13849-1 |
| Mission time | 20 Year(s) |

## Safety classification - Safety outputs

| | |
|---|---|
| $B_{10D}$- Value Normally-closed contact/Normally open contact (NC/NO) | 25,000,000 Operations |

## Mechanical data

| | |
|---|---|
| Active area | front side |
| Actuating element | Magnet |
| Impact energy, maximum | 4 J |
| Direction of motion | Head-on to the active surface |
| Tightening torque of nuts, maximum | 3 Nm |

## Mechanical data - Switching distances according EN IEC 60947-5-3

| | |
|---|---|
| Assured switching distance "ON" $S_{ao}$ | 5 mm |
| Assured switching distance "OFF" $S_{ar}$ | 15 mm |

## Mechanical data - Connection technique

| | |
|---|---|
| Length of cable | 5 m |
| Termination | Cable |
| Wire cross-section | 0.25 $mm^2$ |
| Wire cross-section | 23 AWG |
| Material of the Cable mantle | PVC |

## Mechanical data - Dimensions

| | |
|---|---|
| ISO thread of the sensor | M30 |
| width across flats | 36 BK |
| Length of sensor | 44 mm |

## Ambient conditions

| | |
|---|---|
| Degree of protection | IP67 |
| Ambient temperature | -25 ... +70 °C |
| Storage and transport temperature, minimum | -25 °C |
| Storage and transport temperature, maximum | +70 °C |
| Resistance to vibrations | 10 … 55 Hz, amplitude 1 mm |
| Restistance to shock | 30 g / 11 ms |

## Electrical data

| | |
|---|---|
| Switching voltage, maximum | 24 VDC |
| Switching current, maximum | 0.01 A |
| Switching capacity, maximum | 0.2 W |
| Switching frequency, maximum | 5 Hz |

## Electrical data - Digital Output

| | |
|---|---|
| Design of control elements | Miscellaneous, Reed contacts |

## Status indication

| | |
|---|---|
| Note (Integral System Diagnostics, status ) | The LED is illuminated when the guard door is open. |

## Scope of delivery

| | |
|---|---|
| Scope of delivery | Actuator must be ordered separately. |
| Scope of delivery of mounting material | 2x nuts M30 x 1.5 |

## Accessory

| | |
|---|---|
| Recommendation (actuator) | BPS 300<br>BPS 303<br>BPS 303 SS<br>coded |
| Recommended safety switchgear | SRB-E-301ST<br>SRB-E-201LC |

## Note

| | |
|---|---|
| Note (General) | Contact symbols shown for the closed condition of the guard device.<br>The contact configuration for versions with or without LED is identical. |

## Ordering code

Product type description:
EX-BNS 303-(1)Z(2)-3G/D

(1)

| | |
|---|---|
| **11** | 1 NO contact / 1 NC contact |
| **12** | 1 NO contact/2 NC contacts |
| **03** | 3 NC contact |

(2)

| | |
|---|---|
| **without** | without LED switching conditions display |
| **G** | with LED switching conditions display |

# Pictures

## Product picture (catalogue individual photo)



ID: kexbnf04
| 424.9 kB | .jpg | 311.856 x 468.136 mm - 884 x 1327 px - 72 dpi
| 39.4 kB | .png | 74.083 x 111.125 mm - 210 x 315 px - 72 dpi
| 32.8 kB | .jpg | 82.197 x 123.472 mm - 233 x 350 px - 72 dpi

## Dimensional drawing basic component

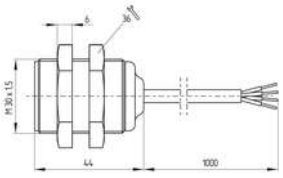

ID: 1bns3g02
| 30.4 kB | .cdr |
| 5.7 kB | .png | 74.083 x 51.506 mm - 210 x 146 px - 72 dpi
| 66.5 kB | .jpg | 352.778 x 245.886 mm - 1000 x 697 px - 72 dpi

## Diagram

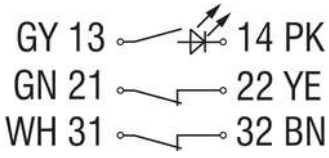


ID: k2o1sk09
| 28.5 kB | .cdr |
| 92.2 kB | .jpg | 352.778 x 162.278 mm - 1000 x 460 px - 72 dpi
| 4.0 kB | .png | 74.083 x 34.219 mm - 210 x 97 px - 72 dpi

## Characteristic curve

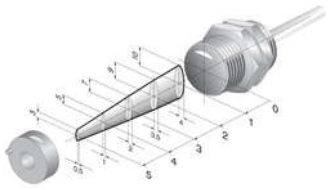

ID: kbns3a02
| 17.7 kB | .png | 74.083 x 42.333 mm - 210 x 120 px - 72 dpi
| 148.1 kB | .jpg | 352.778 x 201.436 mm - 1000 x 571 px - 72 dpi

K.A. Schmersal GmbH & Co. KG, Möddinghofe 30, 42279 Wuppertal
The details and data referred to have been carefully checked. Images may diverge from original. Further technical data can be found in the manual. Technical amendments and errors possible.
Generated on: 08/11/2023, 13:19