FNQ 13/32″ x 1-1/2″ 500Vac time-delay supplemental fuses

RoHS



500Vac
1/10 to 30A

Catalog symbol / color code:

- FNQ - Orange (500Vac maximum voltage)

Description:

Bussmann® series time-delay FNQ supplemental fuses. For superior protection, upgrade to FNQ-R Class CC fuses. See data sheet no. 1014.

Specifications:

Ratings

Fuse Amp Range	Interrupting Rating at Rated Voltage	Agency Information	
	500Vac	UL	CSA
1/10 to 30	10kA	X	X

Agency information

- UL® Listed, Std. 248-14, Guide JDYX, File E19180
- CSA® Certified: C22.2 No. 248.14, Class 1422-01, File 53787, HRC-MISC
- CE
- RoHS compliant*

* FNQ-1/8 not RoHS compliant.

Catalog numbers (amps)			
FNQ-1/10	FNQ-8/10	FNQ-3-2/10	FNQ-9
FNQ-1/8	FNQ-1	FNQ-3-1/2	FNQ-10
FNQ-15/100	FNQ-1-1/8	FNQ-4	FNQ-12
FNQ-3/16	FNQ-1-1/4	FNQ-4-1/2	FNQ-14
FNQ-2/10	FNQ-1-1/2	FNQ-5	FNQ-15
FNQ-1/4	FNQ-1-6/10	FNQ-5-6/10	FNQ-20
FNQ-3/10	FNQ-2	FNQ-6	FNQ-25
FNQ-4/10	FNQ-2-1/4	FNQ-6-1/4	FNQ-30
FNQ-1/2	FNQ-2-1/2	FNQ-7	
FNQ-6/10	FNQ-3	FNQ-8	

Carton quantity

Amps	Qty.
1/10 to 30	10

Dimensions - in (mm)

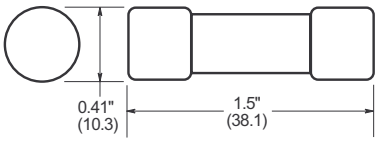

Features

- Color coded for 500Vac maximum voltage rating
- Fiber tube construction
- Nickel-plated brass endcaps

Typical applications

- Motor control transformers
- Circuits with in-rush currents.

Recommended fuse blocks/fuse holders

Catalog symbol	Description	Data sheet no.#
Blocks		
BMM	1-, 2- and 3-pole modular blocks with optional covers	10235
BM	1-, 2- and 3-pole blocks	1104
DIN-rail holders / switches		
CCP-_-30M	1-, 2- and 3-pole switch	1157
CHM	1-, 2- and 3-pole	3185
Optima NG	3-Pole protection module	1109
Optima	3-Pole holder	1102
Optima	3-Pole holder + switch	1103
Panel mount holders		
HPM and HPM-D	1-Pole holder	2112
HPC-D	1-Pole holder	2109
HPS2	2-Pole holder	2140
HPF, HPF-C and HPF-WT	1-Pole holder	2114
HPS	1-Pole holder	2113
HPG and HPD	1-Pole holder	2108
In-line holders		
HEB	1-Pole holder	2127
HEX	2-Pole holder	2126
Fuseclips		
1A3400, 5956 and 5960	PCB fuseclips	2132
Fuse covers		
SAMI-7	Finger-safe fuse cover	1204

Powering Business Worldwide

Time-current characteristic curves – average melt

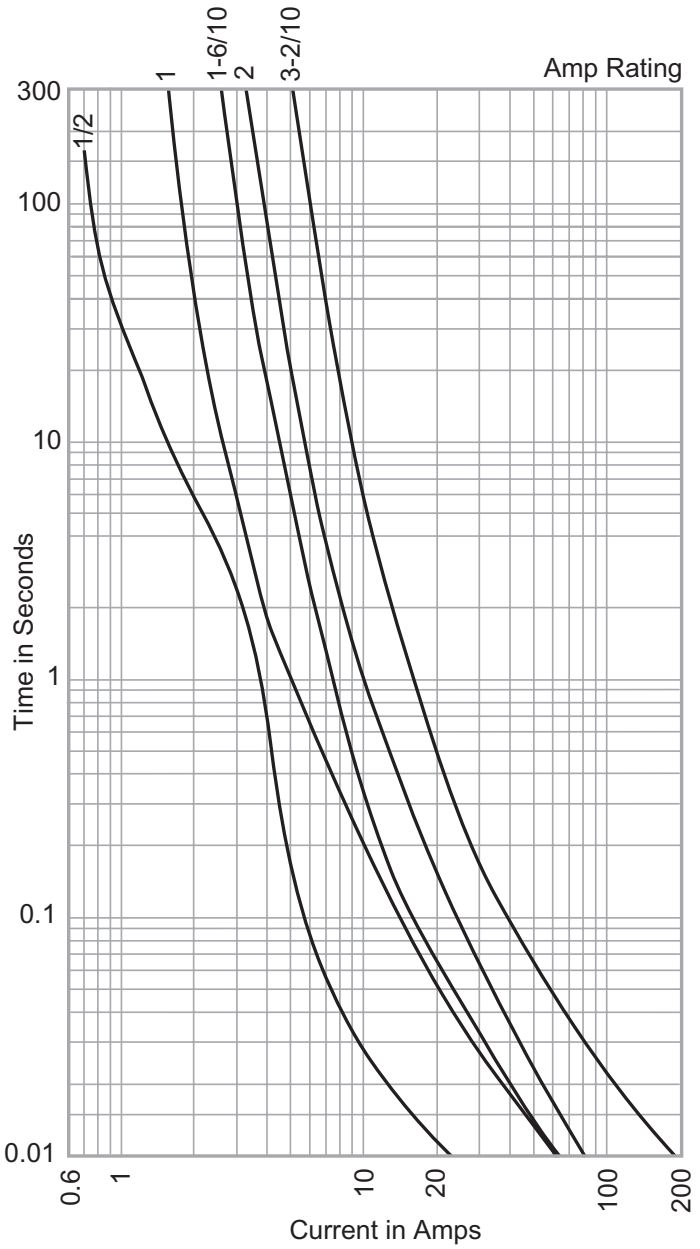

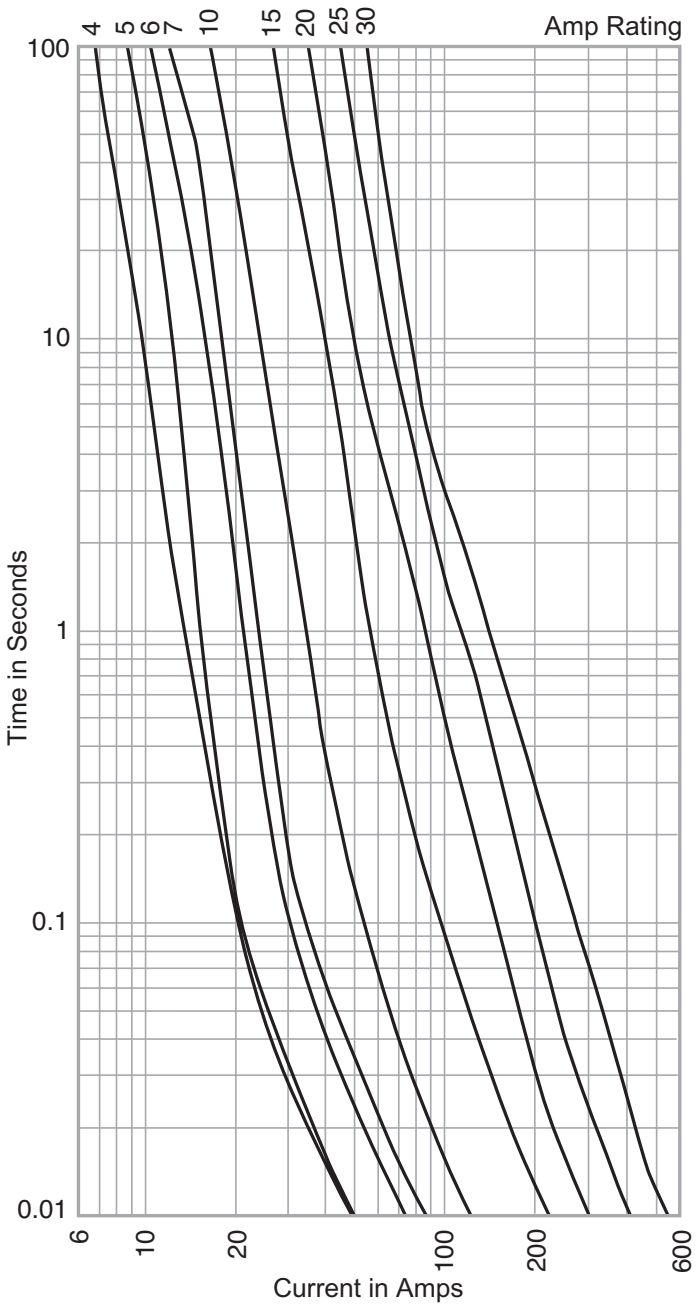

The only controlled copy of this Data Sheet is the electronic read-only version located on the Bussmann Network Drive. All other copies of this document are by definition uncontrolled. This bulletin is intended to clearly present comprehensive product data and provide technical information that will help the end user with design applications. Bussmann reserves the right, without notice, to change design or construction of any products and to discontinue or limit distribution of any products. Bussmann also reserves the right to change or update, without notice, any technical information contained in this bulletin. Once a product has been selected, it should be tested by the user in all possible applications.

Eaton
1000 Eaton Boulevard
Cleveland, OH 44122
Eaton.com

Bussmann Division
114 Old State Road
Ellisville, MO 63021
United States
Eaton.com/bussmannseries

© 2016 Eaton
All Rights Reserved
Printed in USA
Publication No. 1012 — BU-SB14286
February 2016

Eaton and Bussmann are valuable trademarks of Eaton in the U.S. and other countries. You are not permitted to use the Eaton trademarks without prior written consent of Eaton.

UL is a registered trademark of the Underwriters Laboratories, Inc.
CSA is a registered trademark of the Canadian Standards Group.

For Eaton's Bussmann series product information, call **1-855-287-7626** or visit: **Eaton.com/bussmannseries**

Follow us on social media to get the latest product and support information.

Powering Business Worldwide